



US00D643093S

(12) **United States Design Patent**  
**Schmuckle et al.**

(10) **Patent No.:** **US D643,093 S**

(45) **Date of Patent:** **\*\* Aug. 9, 2011**

(54) **ADJUSTABLE PRESSURE REGULATOR FOR IRRIGATION SYSTEMS**

(75) Inventors: **Darrin I. Schmuckle**, Vista, CA (US);  
**Donald M. Sheetz, III**, Oceanside, CA (US);  
**Lance C. Elliott**, San Marcos, CA (US)

(73) Assignee: **Hunter Industries, Inc.**, San Marcos, CA (US)

(\*\*) Term: **14 Years**

(21) Appl. No.: **29/362,267**

(22) Filed: **May 21, 2010**

(51) **LOC (9) Cl.** ..... **23-01**

(52) **U.S. Cl.** ..... **D23/235**

(58) **Field of Classification Search** ..... D23/233,  
D23/235-237, 244-249; D10/46, 85; 137/315.08,  
137/390, 413-414, 82.1, 116.9, 116.3, 116.5,  
137/463, 505.25, 505.41-505.46, 614.2,  
137/527, 527.6, 855, 906

See application file for complete search history.

(56) **References Cited**

U.S. PATENT DOCUMENTS

2,524,996 A \* 10/1950 Sayers ..... 137/516  
3,074,426 A \* 1/1963 Billington ..... 137/505.25

3,911,947 A \* 10/1975 Boxall ..... 137/505.14  
D317,494 S \* 6/1991 Miyake et al. .... D23/235  
D444,722 S \* 7/2001 Honma ..... D10/85  
D444,723 S \* 7/2001 Honma ..... D10/85  
D499,464 S \* 12/2004 Caine ..... D23/236  
D549,118 S \* 8/2007 Caine et al. .... D10/85  
D633,986 S \* 3/2011 Ito et al. .... D23/233  
2004/0200531 A1\* 10/2004 Zuck ..... 137/505.25

\* cited by examiner

*Primary Examiner* — Cathron C. Brooks

*Assistant Examiner* — Maurice Stevens

(74) *Attorney, Agent, or Firm* — Michael H. Jester

(57) **CLAIM**

The ornamental design for an adjustable pressure regulator for irrigation systems, as illustrated shown and described.

**DESCRIPTION**

FIG. 1 is an isometric view of an adjustable pressure regulator for irrigation systems;

FIG. 2 is a front elevation view thereof;

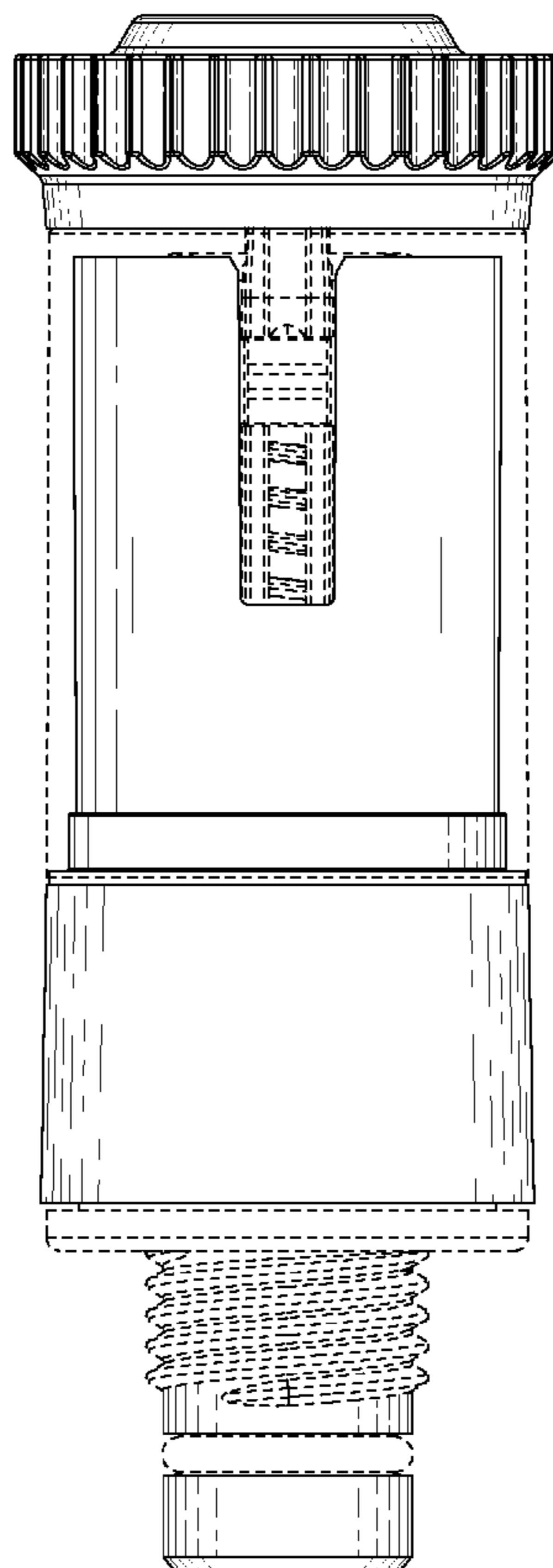
FIG. 3 is a rear elevation view thereof;

FIG. 4 is a top plan view thereof; and,

FIG. 5 is a bottom plan view thereof.

The broken lines showing unclaimed portions of the adjustable pressure regulator form no part of the claimed design.

**1 Claim, 2 Drawing Sheets**



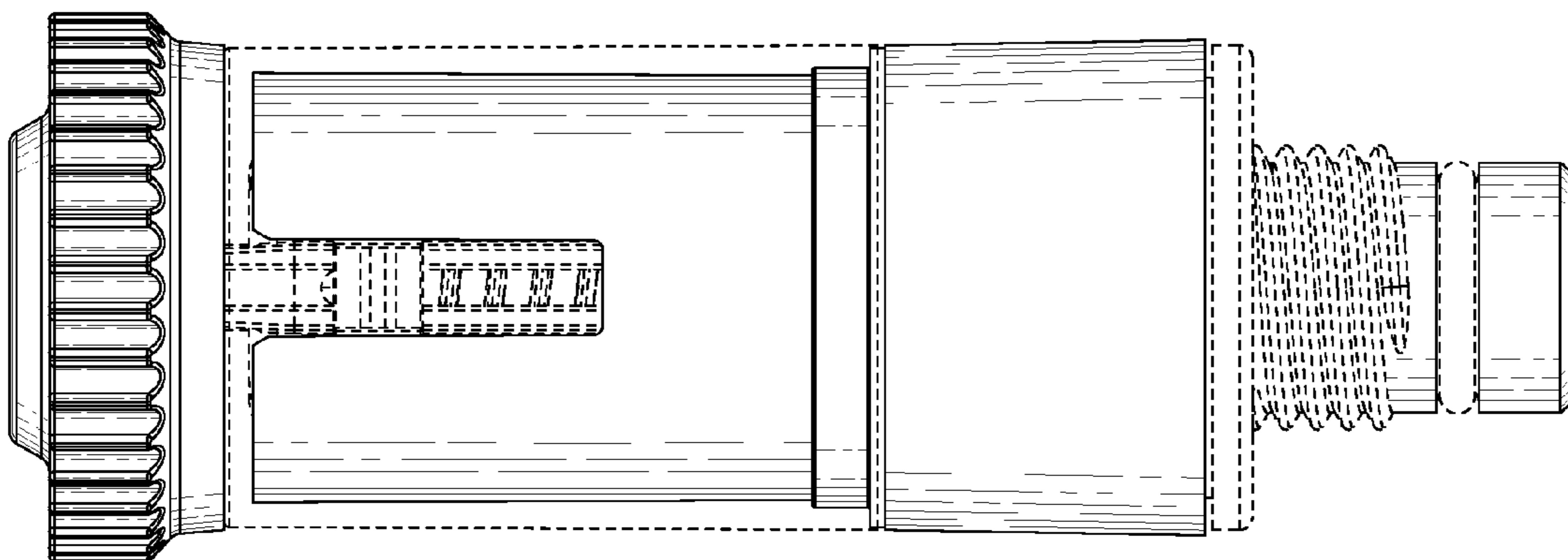


FIG. 2

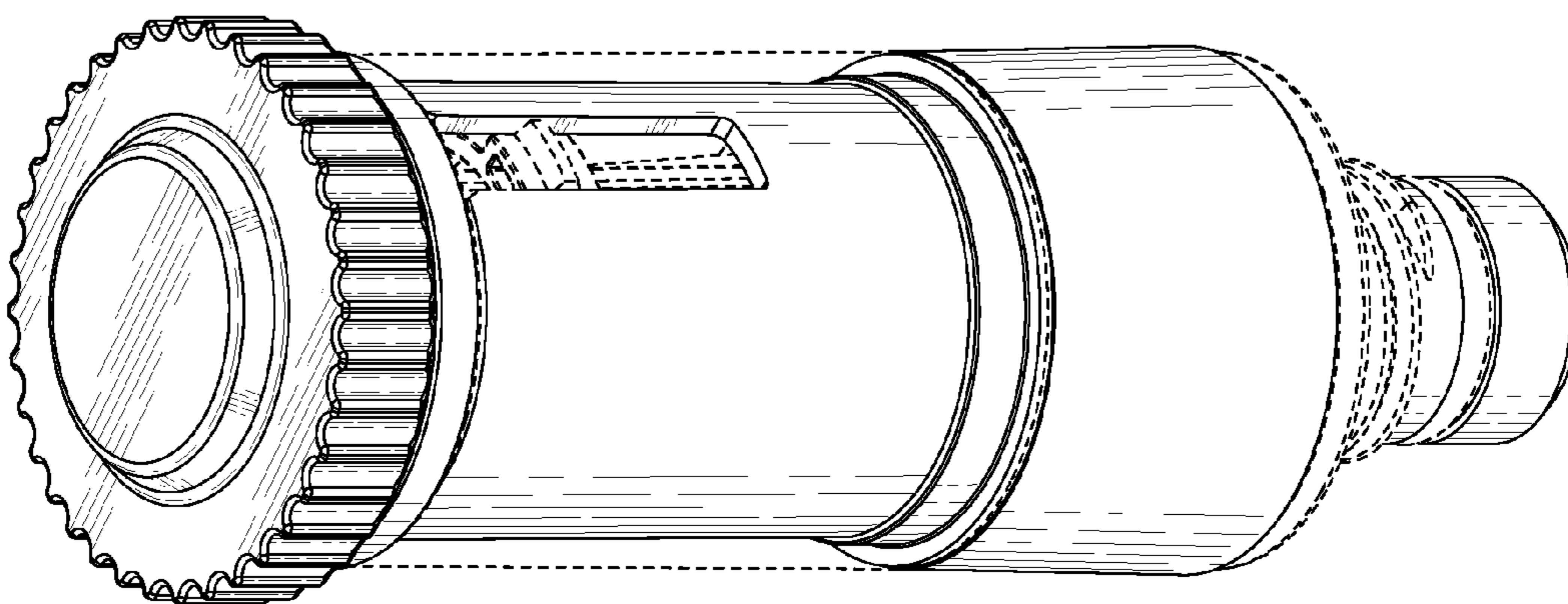


FIG. 1

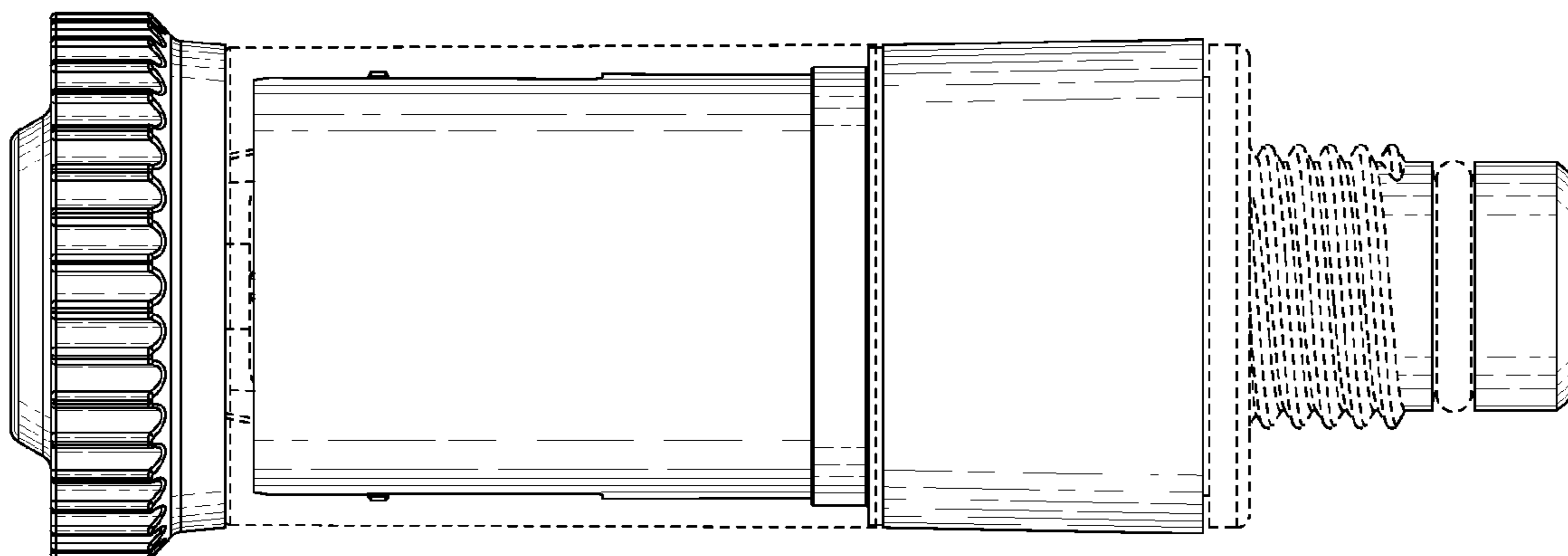


FIG. 3

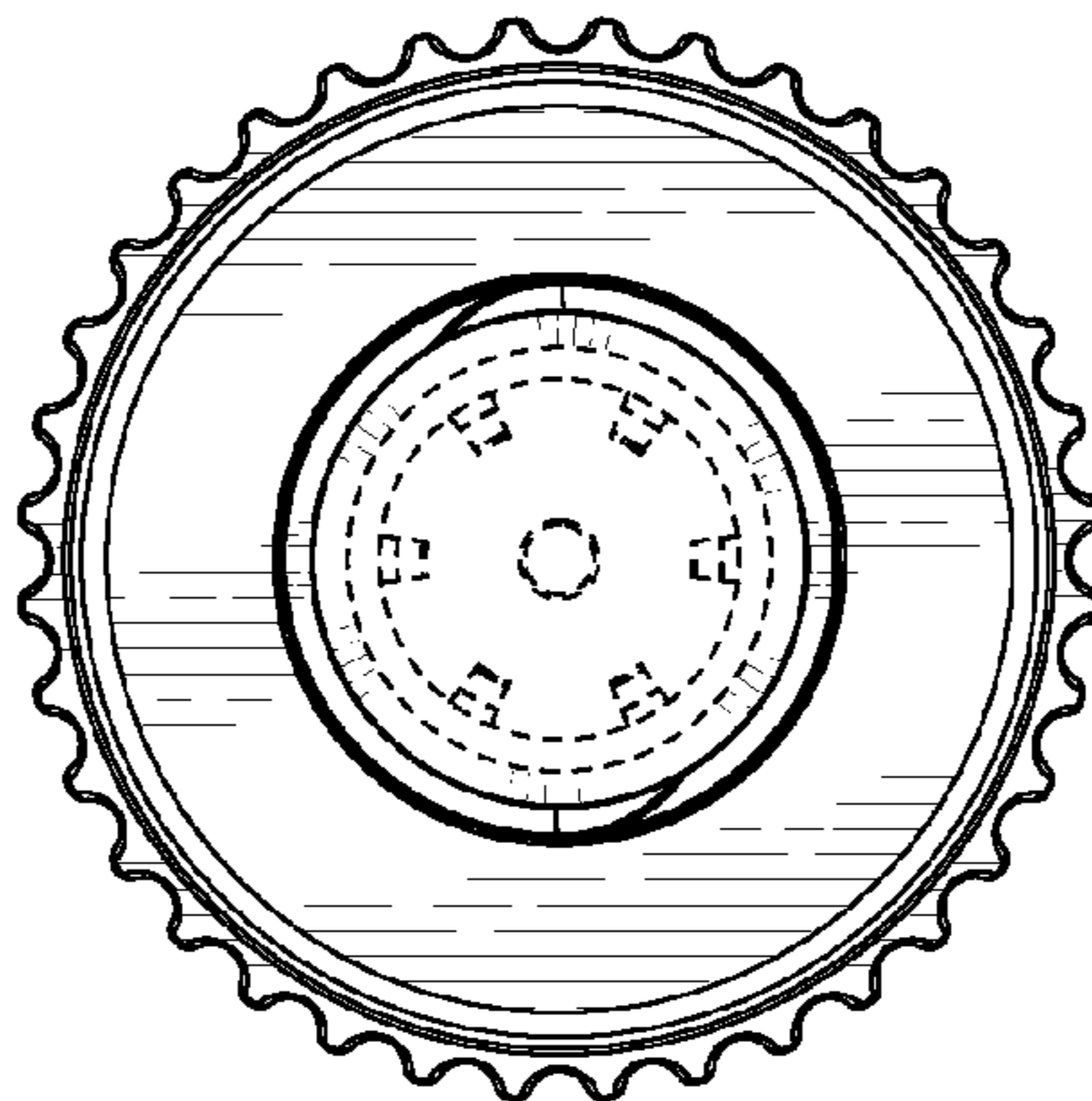


FIG. 4

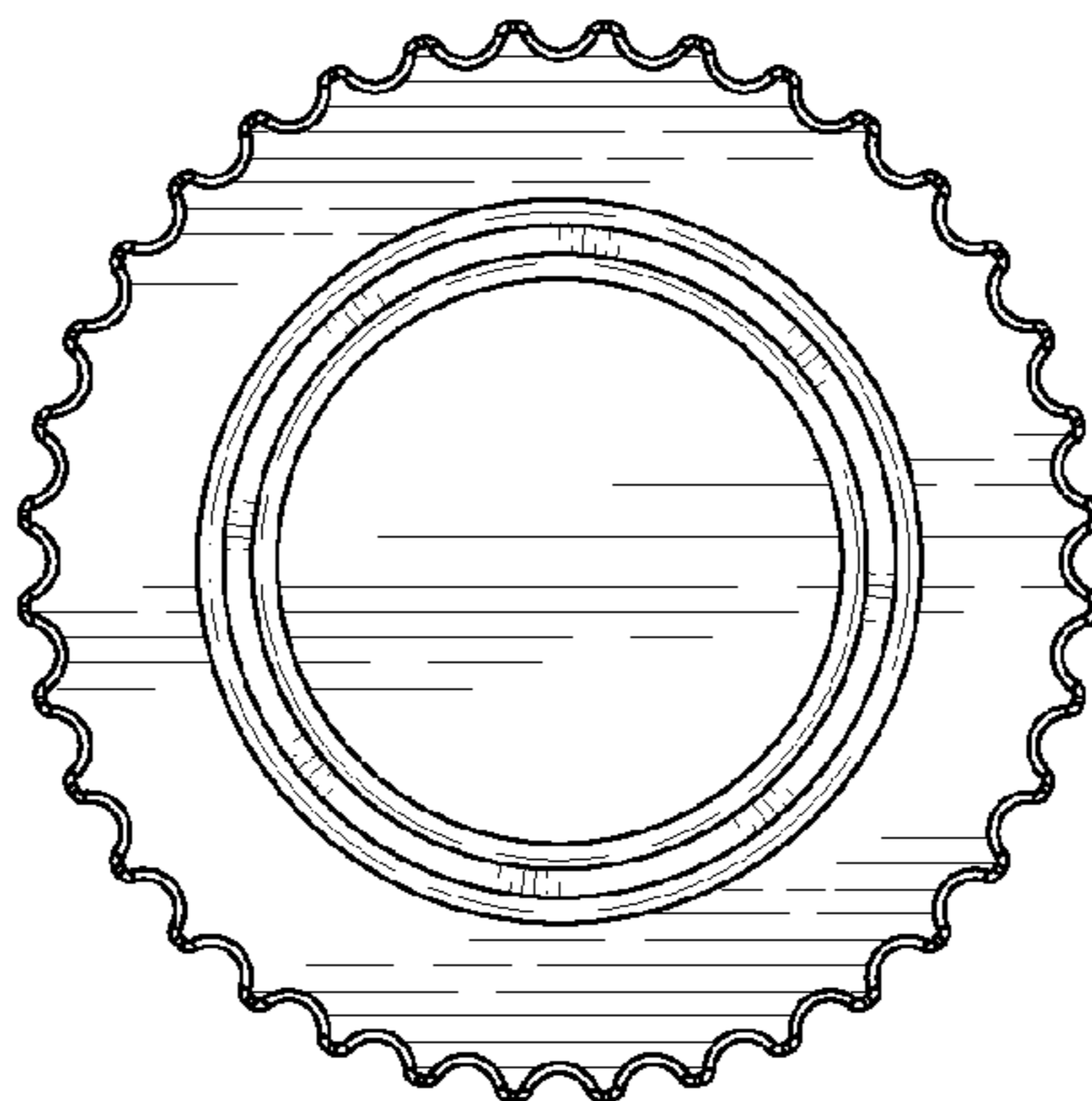


FIG. 5