



US00D643069S

(12) **United States Design Patent**
Mallozzi et al.

(10) **Patent No.:** **US D643,069 S**
(45) **Date of Patent:** **** Aug. 9, 2011**

(54) **NAME TAG ATTACHMENT**

(75) Inventors: **Ralph J. Mallozzi**, Stony Point, NY (US); **Grover Singh**, Oakland, NJ (US)

(73) Assignee: **Stoffel Seals Corporation**, Nyack, NY (US)

(**) Term: **14 Years**

(21) Appl. No.: **29/347,112**

(22) Filed: **Sep. 24, 2009**

2,408,224	A *	9/1946	Palmer	40/1.6
2,441,002	A *	5/1948	Berglund	40/1.6
3,295,235	A *	1/1967	Tauber	40/1.5
3,648,392	A *	3/1972	Churchman	40/1.6
3,883,930	A *	5/1975	Bagnasco	24/708.9
5,384,972	A *	1/1995	Arnt	40/1.6
5,611,160	A *	3/1997	Topitzes	40/1.6
6,226,905	B1 *	5/2001	Osuna	40/1.6
D537,883	S *	3/2007	Gunter et al.	D20/10
7,194,828	B2 *	3/2007	Peterson et al.	40/1.5
D573,655	S *	7/2008	Niwa	D20/43
2002/0152650	A1 *	10/2002	Reeves	40/1.5
2003/0041488	A1 *	3/2003	Wu	40/1.6
2009/0056177	A1 *	3/2009	Mallozzi et al.	40/1.6

* cited by examiner

Related U.S. Application Data

(63) Continuation of application No. 12/222,875, filed on Aug. 18, 2008, now abandoned.

(51) **LOC (9) Cl.** **19-08**

(52) **U.S. Cl.** **D20/22; D20/27**

(58) **Field of Classification Search** D20/10, D20/13-15, 17-19, 29-40, 43, 99; 40/1.5, 40/1.6, 5, 124.01-124.09, 124.11-124.19, 40/124.191, 299.01, 446, 453, 489-491, 40/500, 502, 538, 541, 442, 546, 584, 605, 40/616-618, 625, 626, 629, 649, 651, 661, 40/662, 666, 667; D10/104, 109; 24/708.9; 362/812; D11/200, 206

See application file for complete search history.

(56) **References Cited**

U.S. PATENT DOCUMENTS

244,667	A *	7/1881	Reis	40/662
D70,157	S *	5/1926	Campbell	D20/10
2,208,019	A *	7/1940	Darling	40/649

Primary Examiner — Mary Ann Calabrese

(74) *Attorney, Agent, or Firm* — Dowell & Dowell, P.C.

(57) **CLAIM**

The ornamental design for a name tag attachment, as shown and described.

DESCRIPTION

FIG. 1 is a front view of a name tag attachment showing our new design;

FIG. 2 is a rear view of the name tag attachment of FIG. 1;

FIG. 3 is an enlarged top plan view of the name tag attachment of FIG. 1; and,

FIG. 4 is a rear exploded view of the name tag attachment of FIG. 1.

In the drawings, the broken lines represent portions of the name tag attachment that form no part of the claimed invention.

1 Claim, 2 Drawing Sheets





FIG. 1

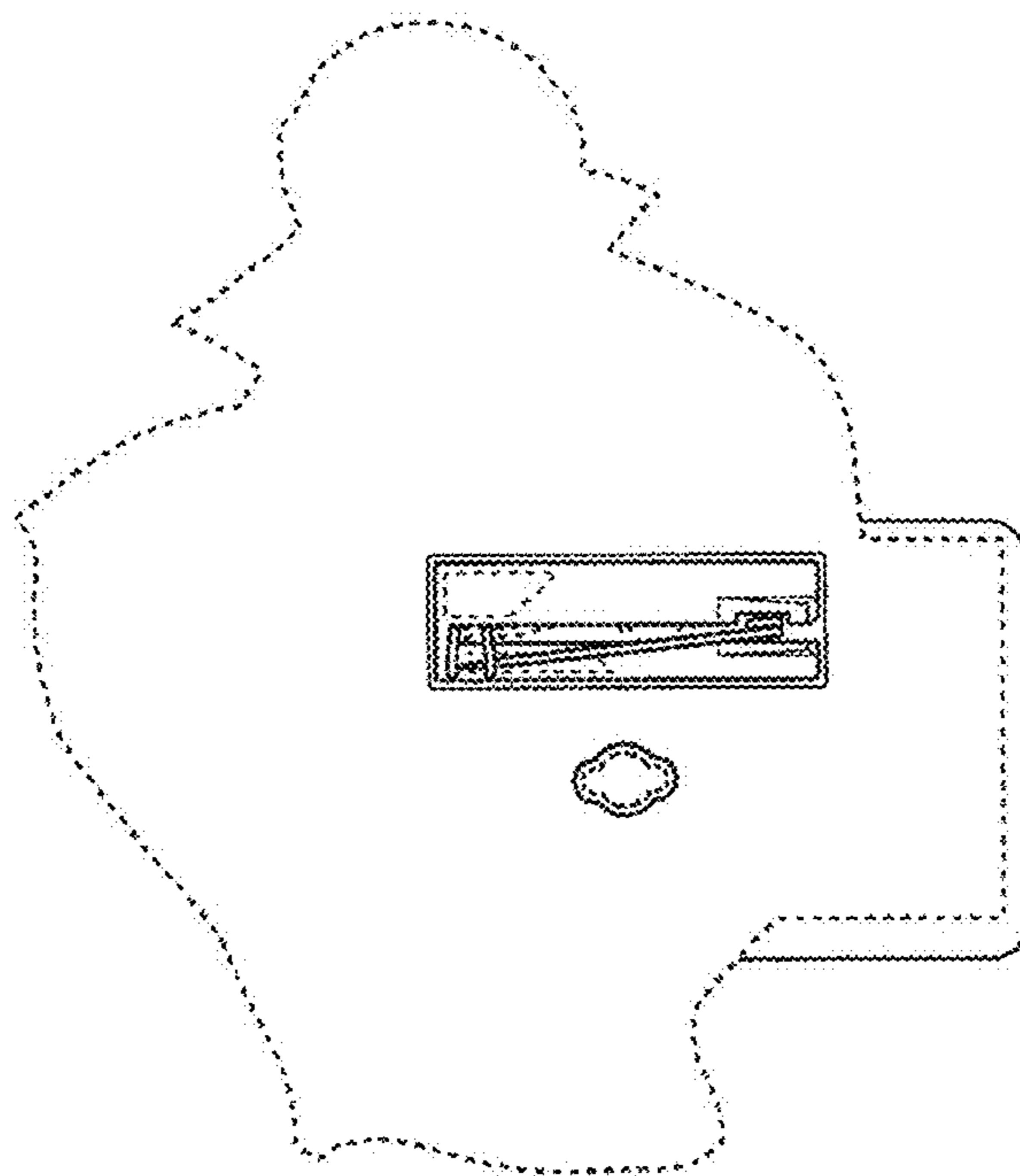


FIG. 2




FIG. 3

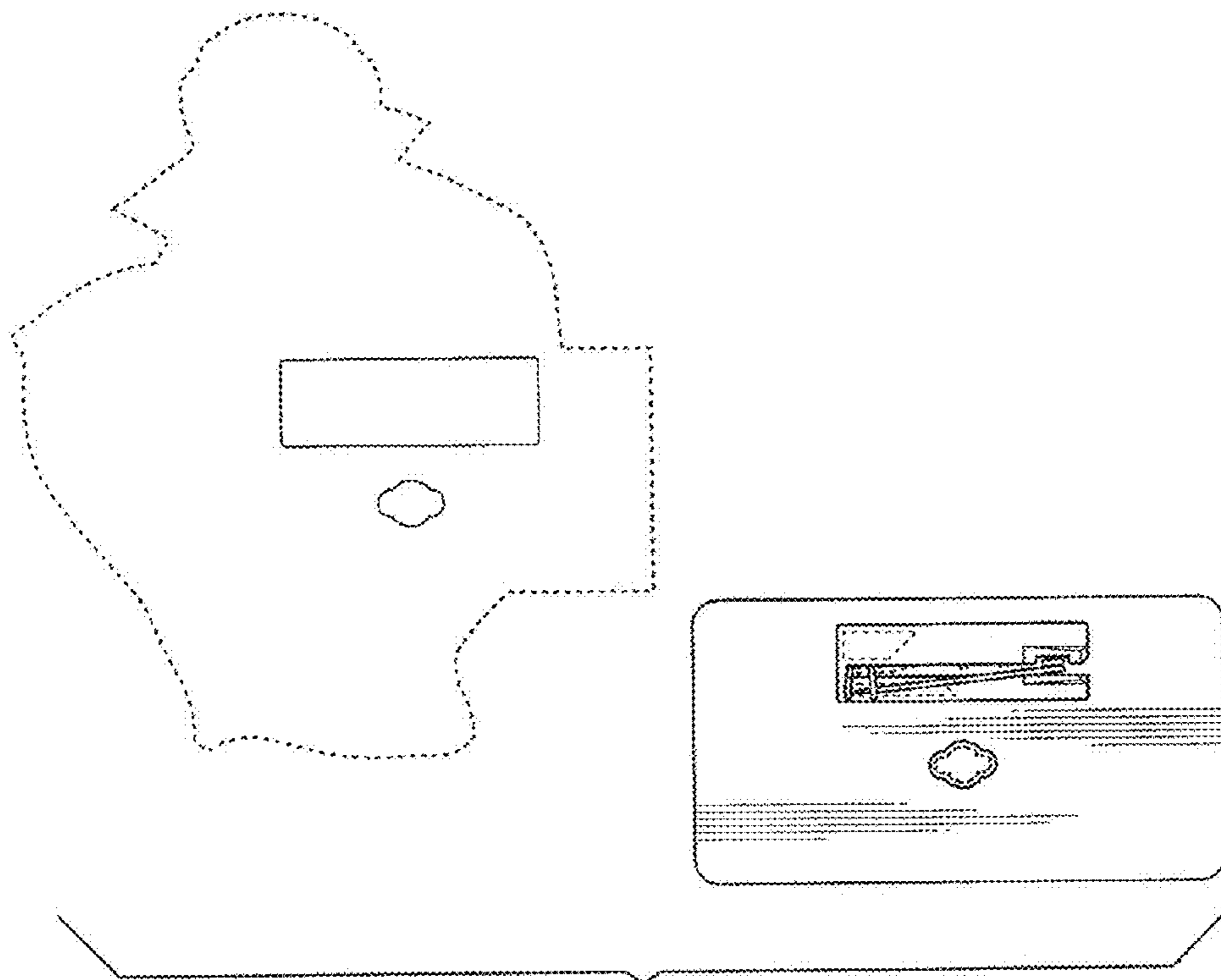


FIG. 4