

US00D643015S

(12) **United States Design Patent**
Kim

(10) **Patent No.:** **US D643,015 S**

(45) **Date of Patent:** **** Aug. 9, 2011**

(54) **SPEAKER FOR HOME THEATER**
(75) Inventor: **Mi Kyung Kim**, Seoul (KR)
(73) Assignee: **LG Electronics Inc.**, Seoul (KR)
(**) Term: **14 Years**

D547,748 S * 7/2007 Tsuge D14/211
D557,257 S * 12/2007 Azumi D14/214
D562,800 S * 2/2008 Kim et al. D14/211
D565,540 S * 4/2008 Kim et al. D14/211
D568,293 S * 5/2008 Sawhney et al. D14/214
D571,355 S * 6/2008 Koizumi D14/214

* cited by examiner

(21) Appl. No.: **29/360,688**
(22) Filed: **Apr. 29, 2010**

Primary Examiner — Nanda Bondade
(74) *Attorney, Agent, or Firm* — Birch, Stewart, Kolasch & Birch, LLP

(30) **Foreign Application Priority Data**
Nov. 5, 2009 (KR) 30-2009-0048815
(51) **LOC (9) Cl.** **14-01**
(52) **U.S. Cl.** **D14/211; D14/214**
(58) **Field of Classification Search** D14/204,
D14/209.1, 210–216, 172; 181/143–144,
181/147–148, 150–153, 157, 198–199;
381/300–303, 306, 332–333, 336, 345, 361–364,
381/386–388
See application file for complete search history.

(57) **CLAIM**
The ornamental design for a speaker for home theater, as shown and described.

(56) **References Cited**
U.S. PATENT DOCUMENTS
D540,305 S * 4/2007 Han D14/211
D540,310 S * 4/2007 Yuyama D14/214
D542,775 S * 5/2007 Yuyama D14/214

DESCRIPTION

FIG. 1 is a front perspective view of a speaker for home theater showing my new design;
FIG. 2 is a front view thereof;
FIG. 3 is a rear view thereof;
FIG. 4 is a left side view thereof where the right side view is a mirror image;
FIG. 5 is a top plan view thereof; and,
FIG. 6 is a bottom plan view thereof.
The broken line showing in FIG. 6 is for illustrative purposes only and forms no part of the claimed design.

1 Claim, 6 Drawing Sheets

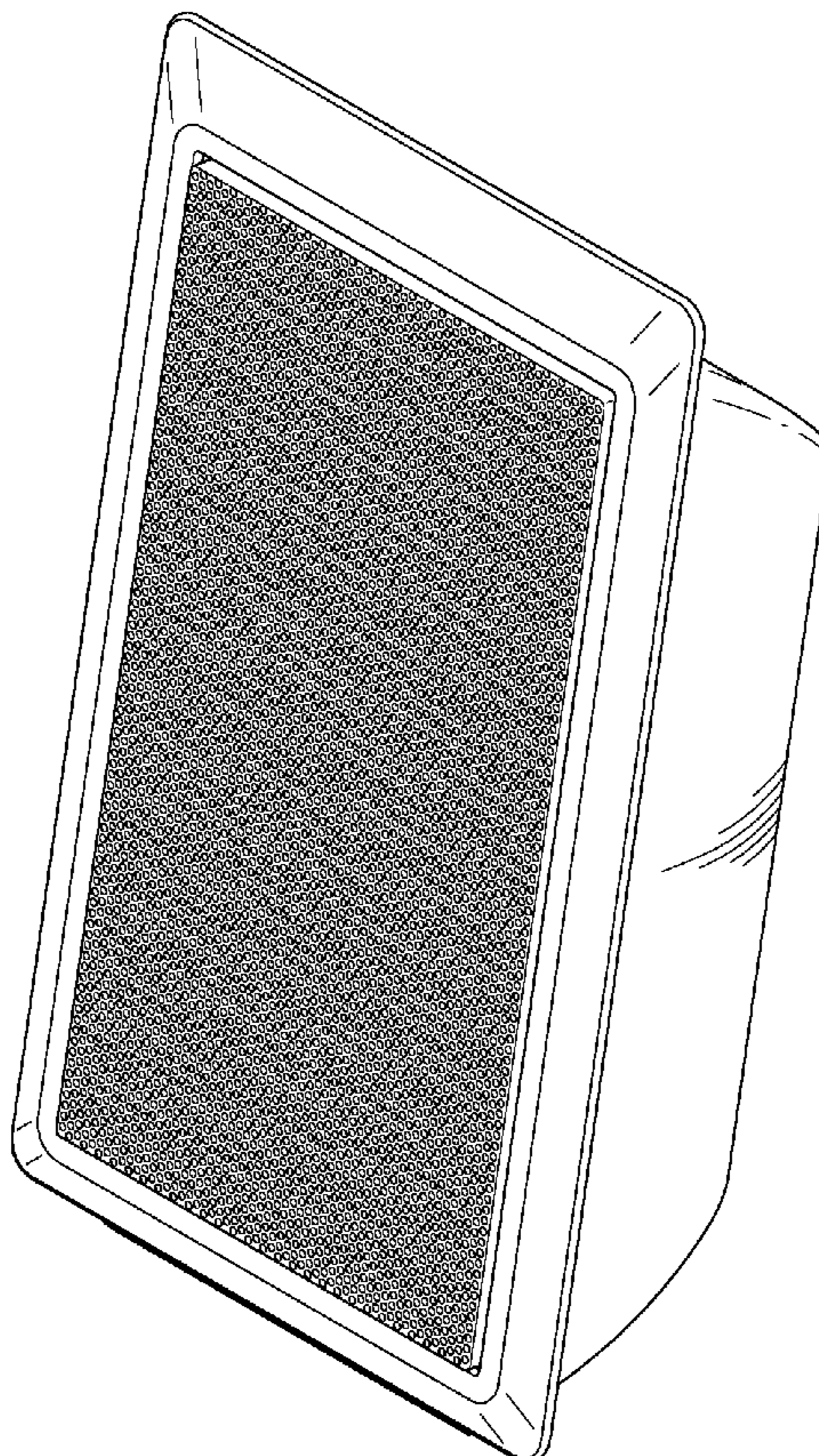


FIG. 1

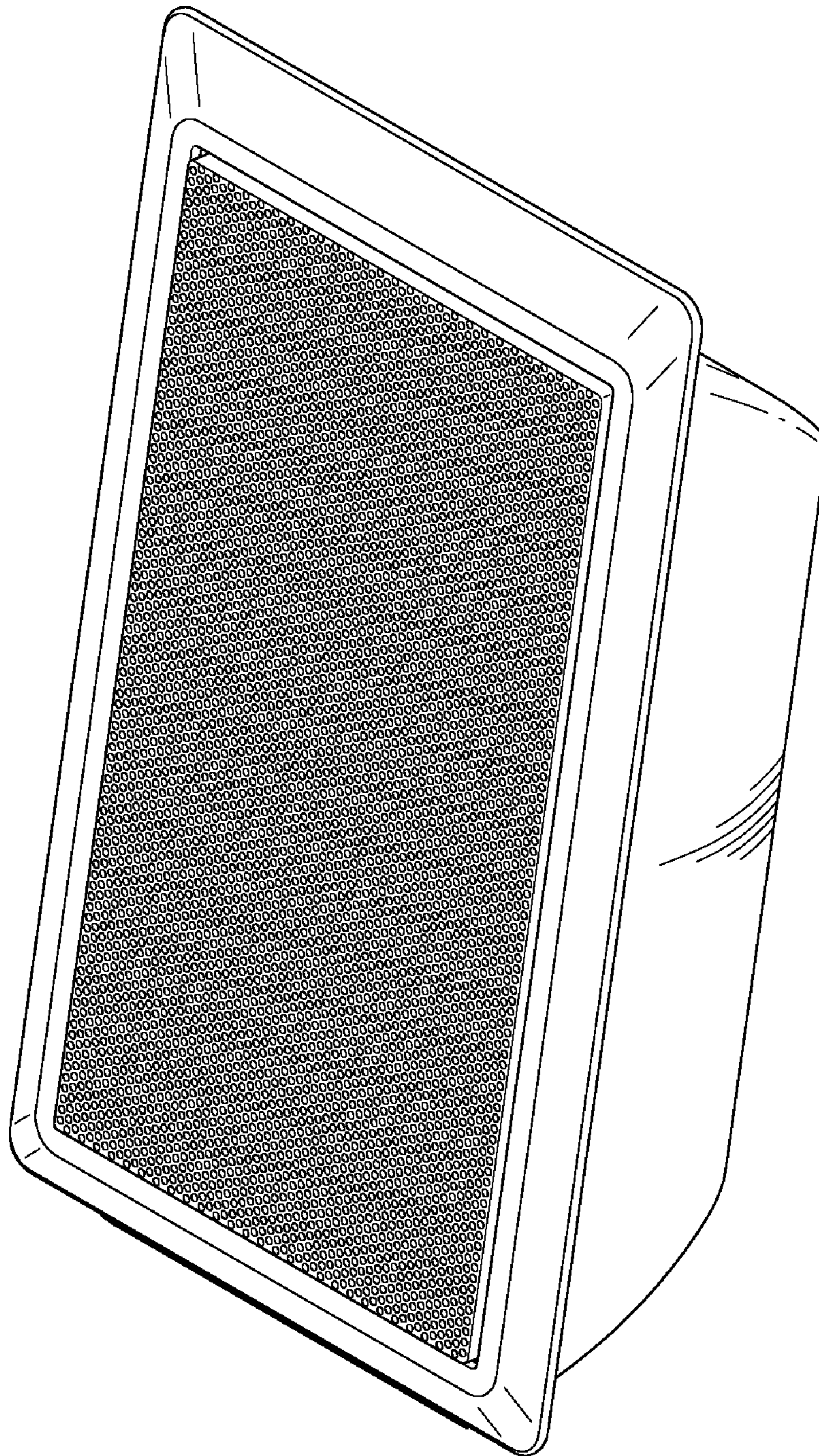


FIG. 2




FIG. 3

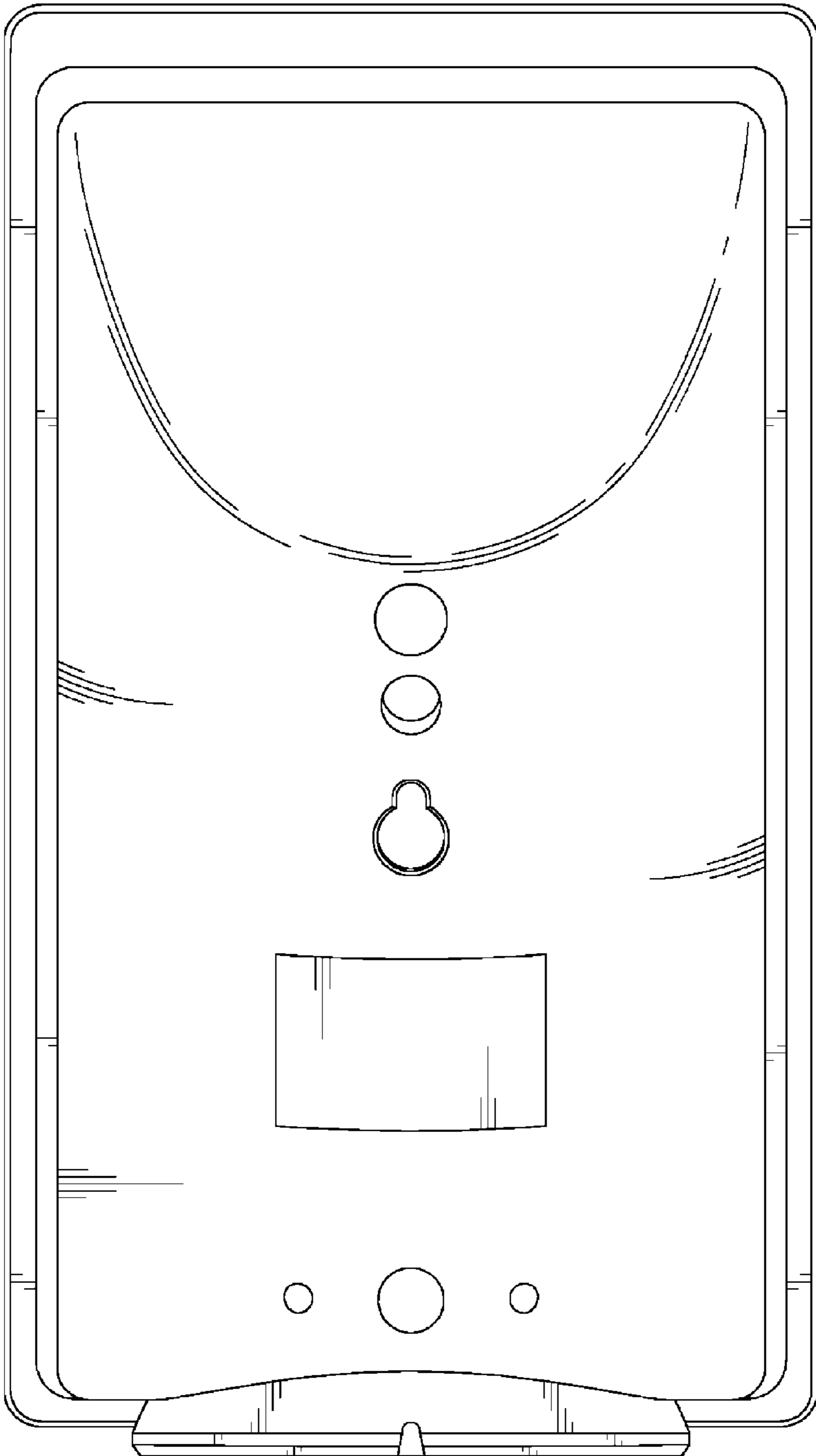


FIG. 4

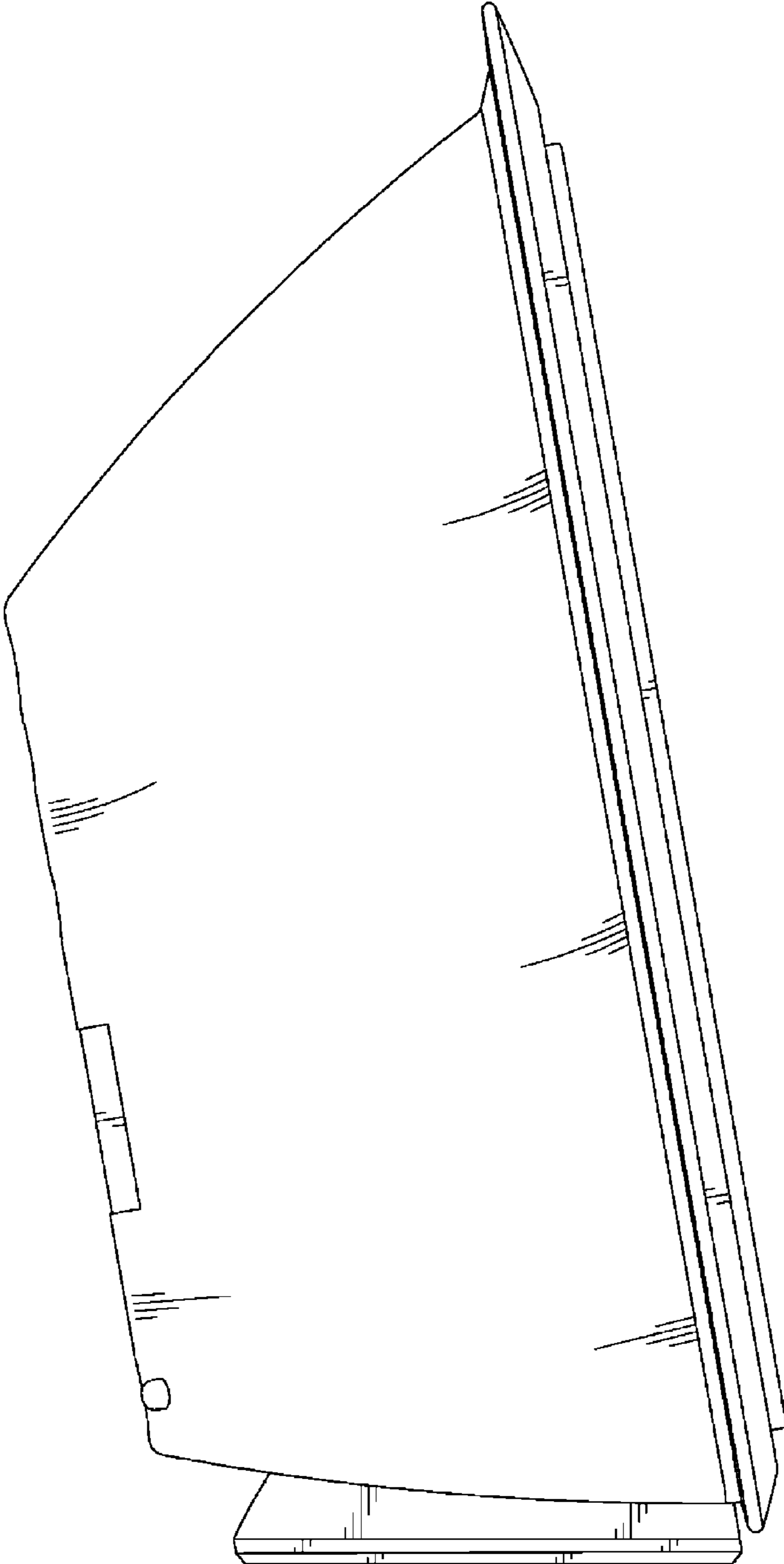


FIG. 5

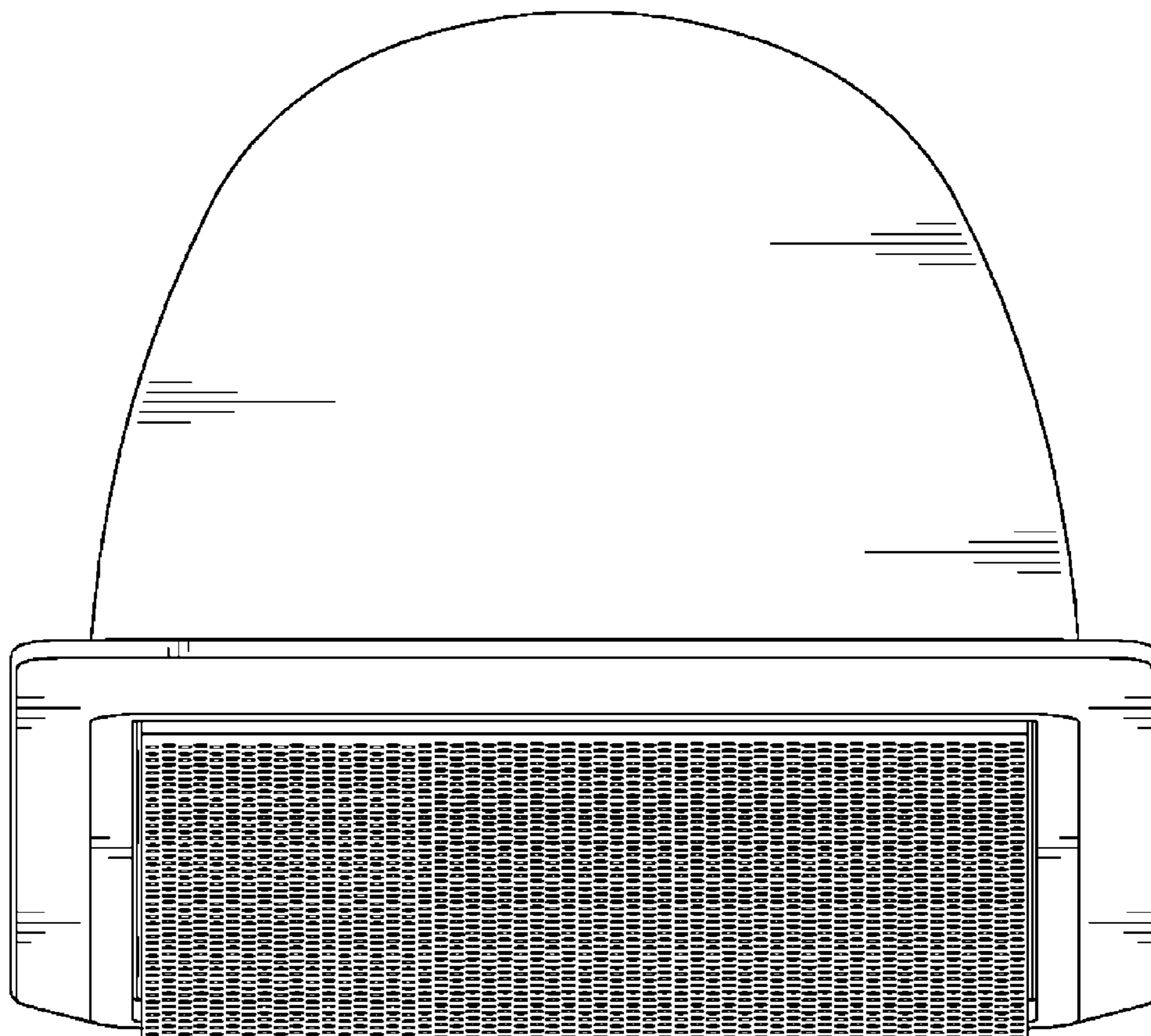


FIG. 6

