



US00D643003S

(12) **United States Design Patent**
Ryu et al.

(10) **Patent No.:** **US D643,003 S**
(45) **Date of Patent:** **** Aug. 9, 2011**

(54) **LED TELEVISION RECEIVER**

(75) Inventors: **Dai Hyung Ryu**, Gyeonggi-do (KR);
Jae Sung Go, Gyeonggi-do (KR); **Jeong Rok Lee**, Seoul (KR); **He Won Kihl**, Seoul (KR); **Tae Ho Kim**, Seoul (KR)

(73) Assignee: **LG Electronics Inc.**, Seoul (KR)

(**) Term: **14 Years**

(21) Appl. No.: **29/383,651**

(22) Filed: **Jan. 20, 2011**

(30) **Foreign Application Priority Data**

Jul. 23, 2010 (KR) 30-2010-0032352

(51) **LOC (9) Cl.** **14-03**

(52) **U.S. Cl.** **D14/126**

(58) **Field of Classification Search** D14/125-134,
D14/239, 371, 136, 374-377, 440, 450, 448,
D14/336, 342; 312/7.2; 348/836, 838, 180,
348/184, 325, 739; 341/12; 248/917-924,
248/465; 345/104, 133, 156, 168, 87, 173;
720/605, 669, 600, 655; 369/99, 197; 455/344,
455/347; D21/329, 515, 577, 622, 333, 433,
D21/448, 452, 450, 331; D6/477, 479, 300;
273/148 B; 446/484, 175, 356; D10/15,
D10/26

See application file for complete search history.

(56) **References Cited**

U.S. PATENT DOCUMENTS

D534,881	S	*	1/2007	Ju et al.	D14/126
D549,674	S	*	8/2007	Lee et al.	D14/126
D572,743	S	*	7/2008	Madonna et al.	D14/126
D585,853	S	*	2/2009	Lee et al.	D14/126
D592,163	S	*	5/2009	Lee et al.	D14/126
D605,614	S	*	12/2009	Lee et al.	D14/126
D608,312	S	*	1/2010	Lim et al.	D14/126
D623,618	S	*	9/2010	Yoshida	D14/126
D623,620	S	*	9/2010	Kim et al.	D14/126
D629,373	S	*	12/2010	Kim et al.	D14/126

* cited by examiner

Primary Examiner — Raphael Barkai

(74) *Attorney, Agent, or Firm* — Morgan, Lewis & Bockius LLP

(57) **CLAIM**

We claim the ornamental design for a LED television receiver, as shown and described.

DESCRIPTION

FIG. 1 is a perspective view of a LED television receiver showing our new design;

FIG. 2 is a front elevation view thereof;

FIG. 3 is a rear elevation view thereof;

FIG. 4 is a left-side elevation view thereof;

FIG. 5 is a right-side elevation view thereof;

FIG. 6 is a top plan view thereof; and,

FIG. 7 is a bottom plan view thereof.

1 Claim, 4 Drawing Sheets

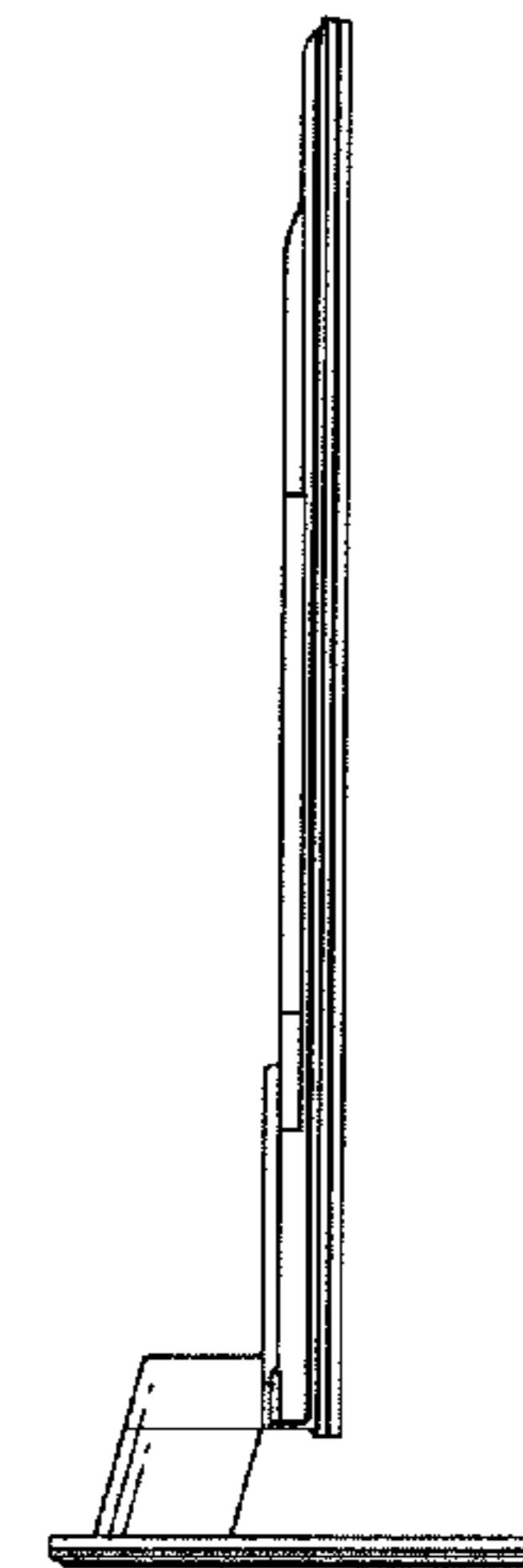
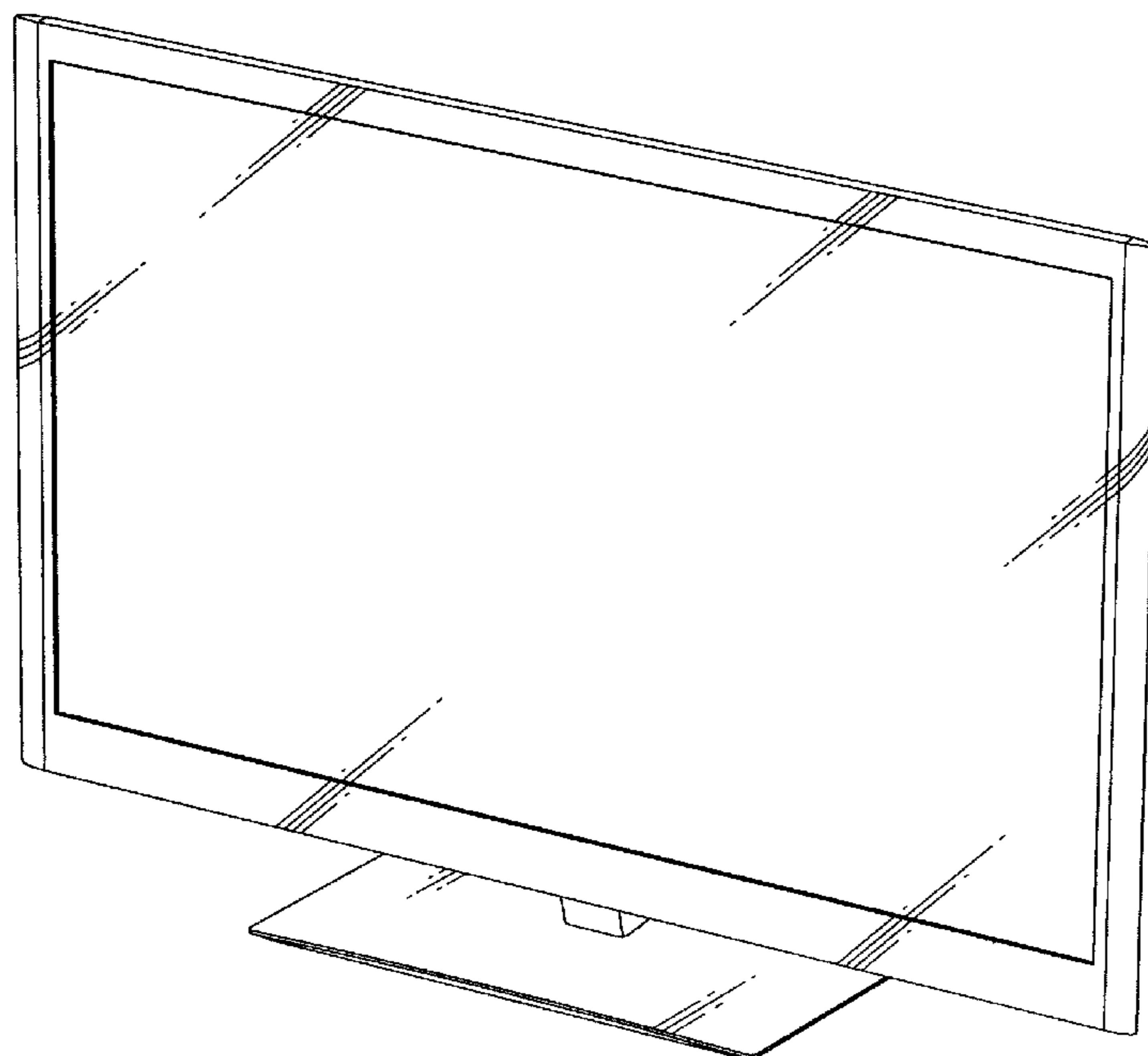


FIG. 1

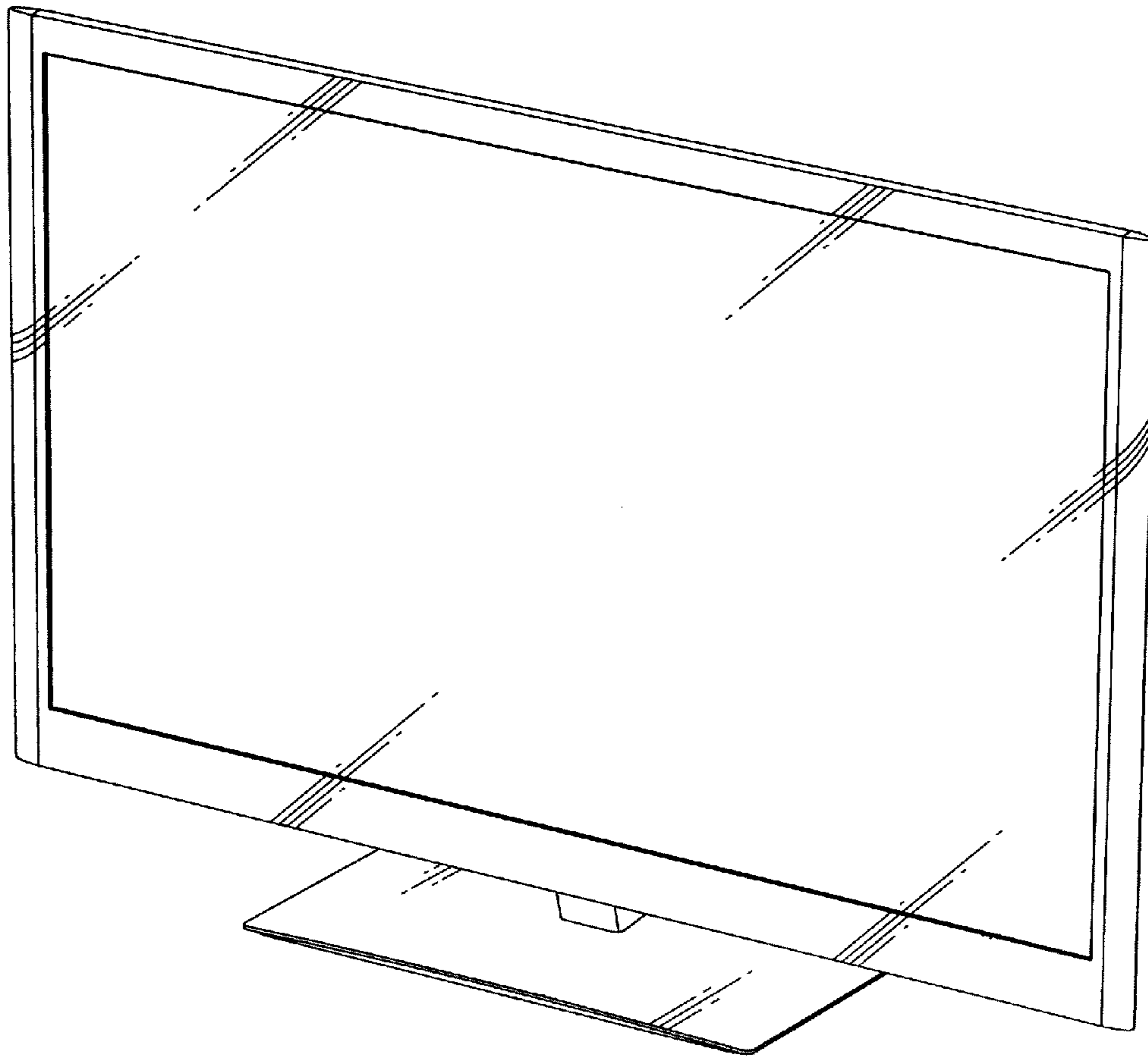


FIG. 2

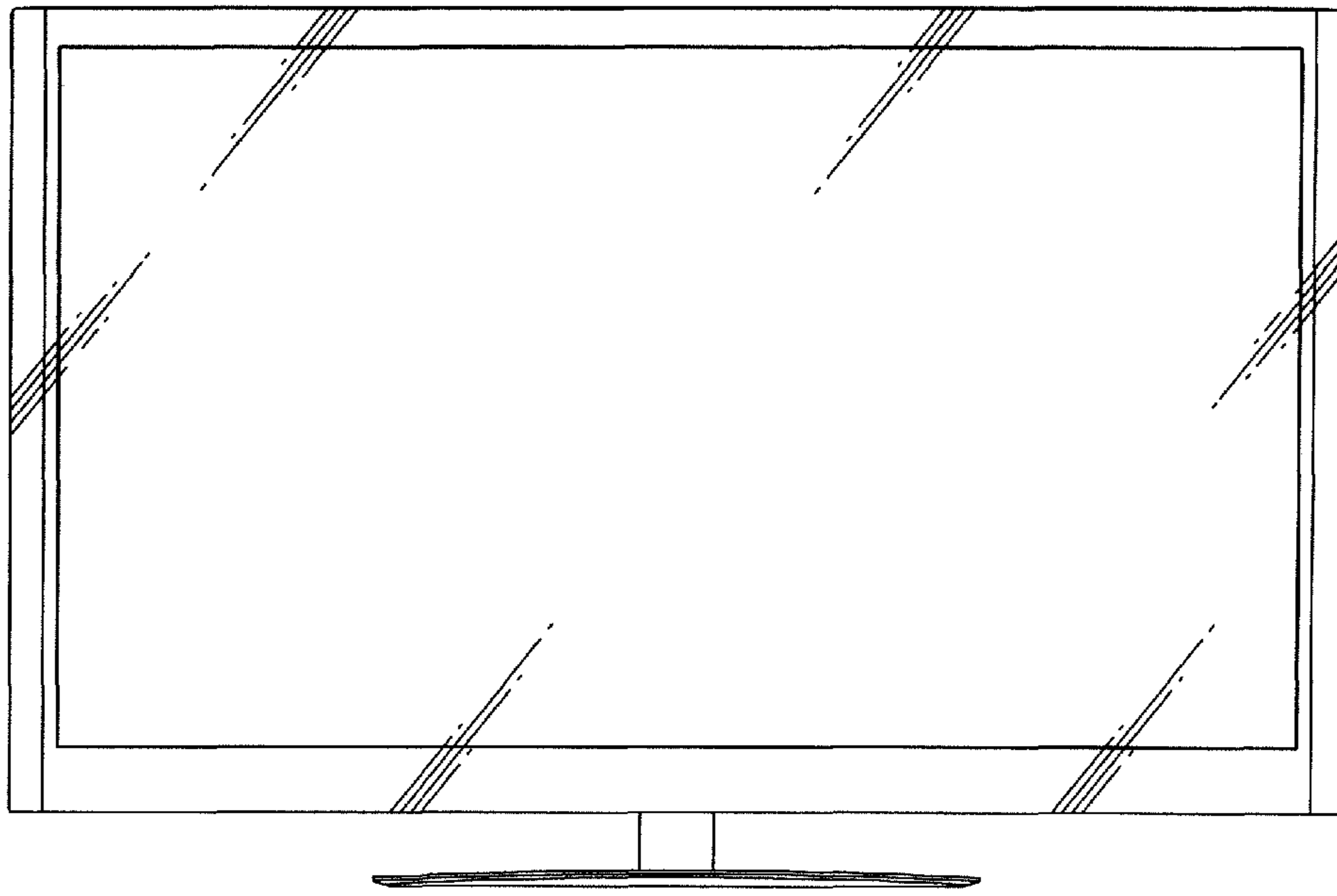


FIG. 3

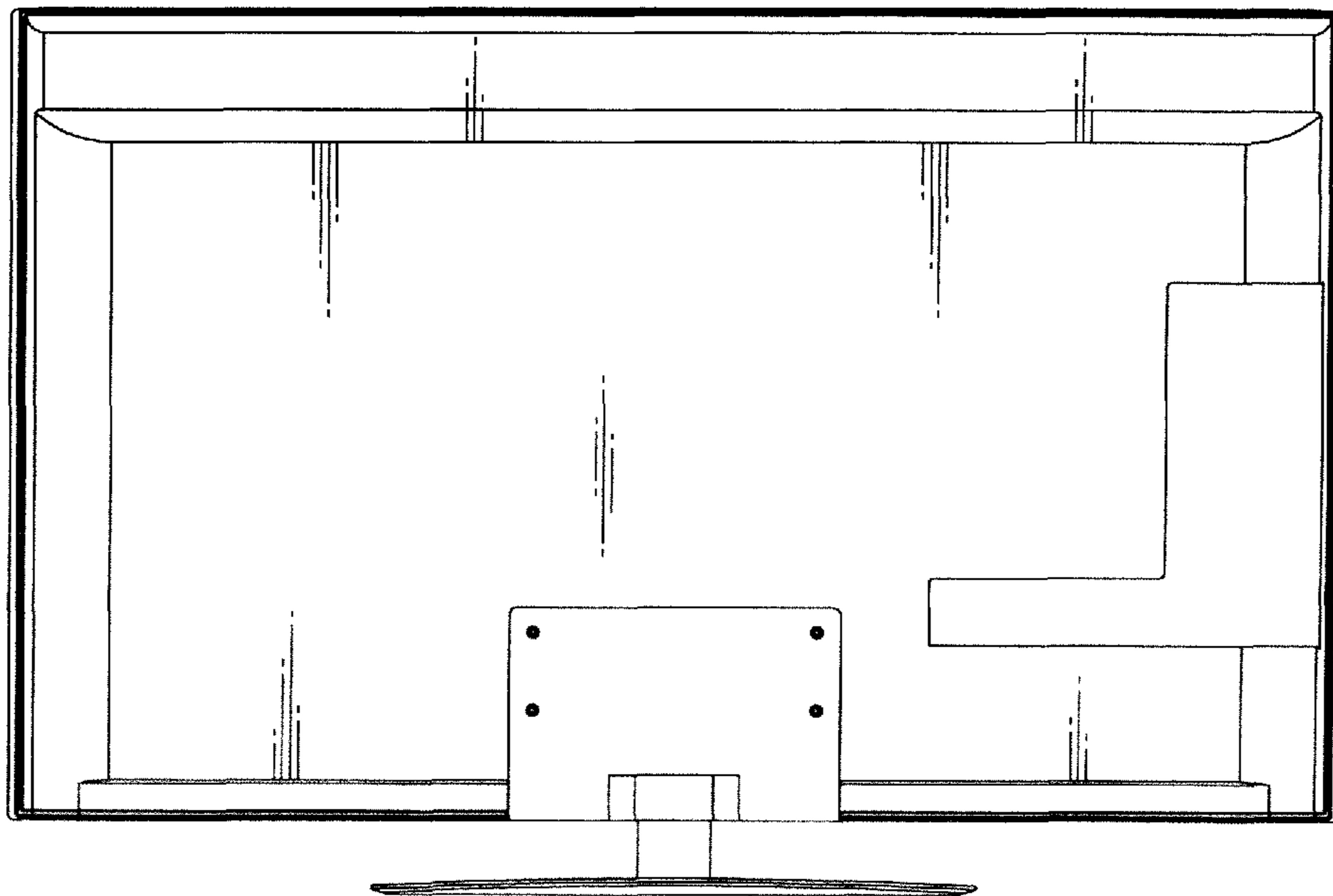


FIG. 4

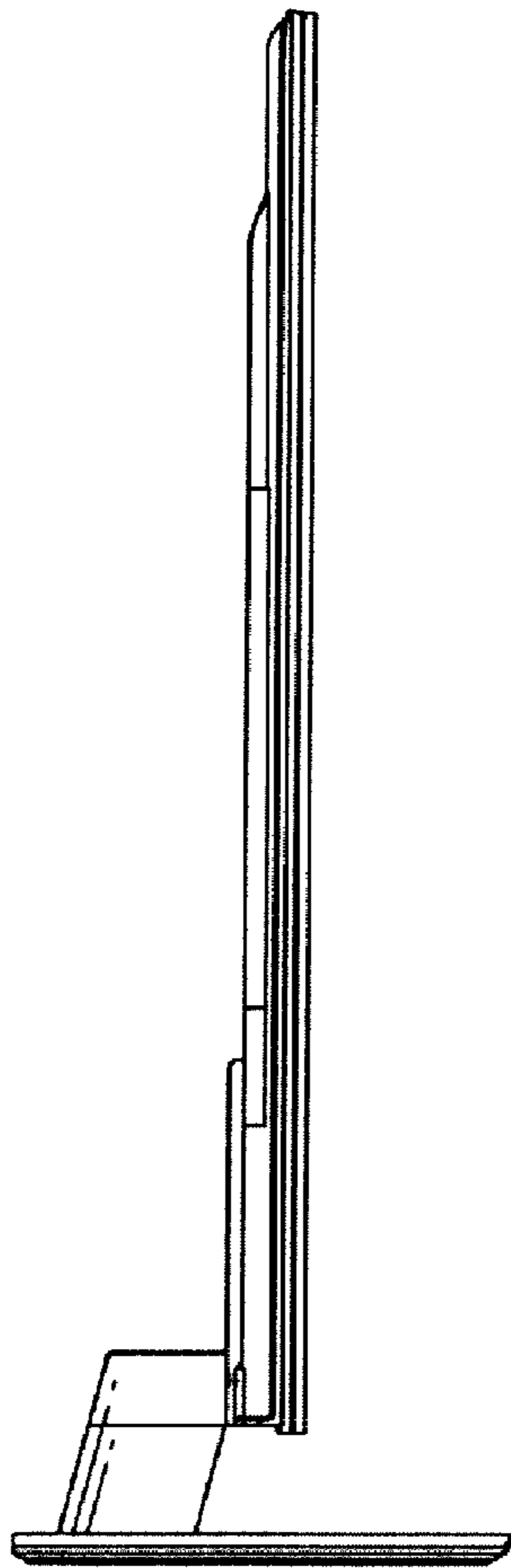


FIG. 5

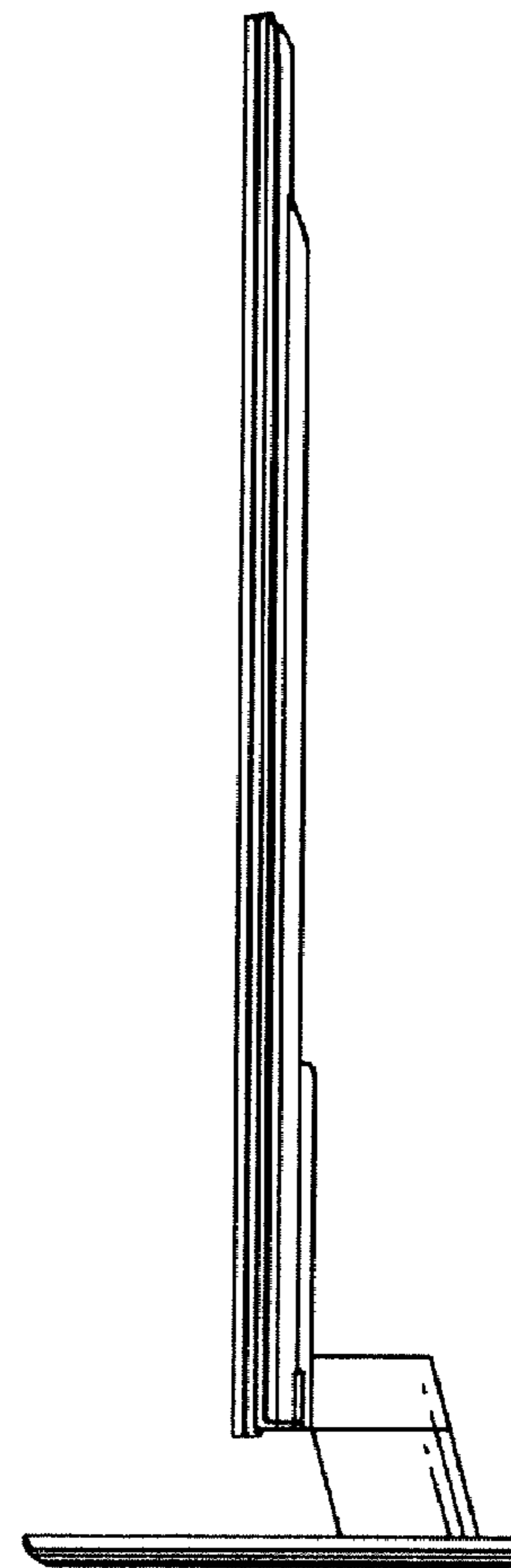


FIG.6

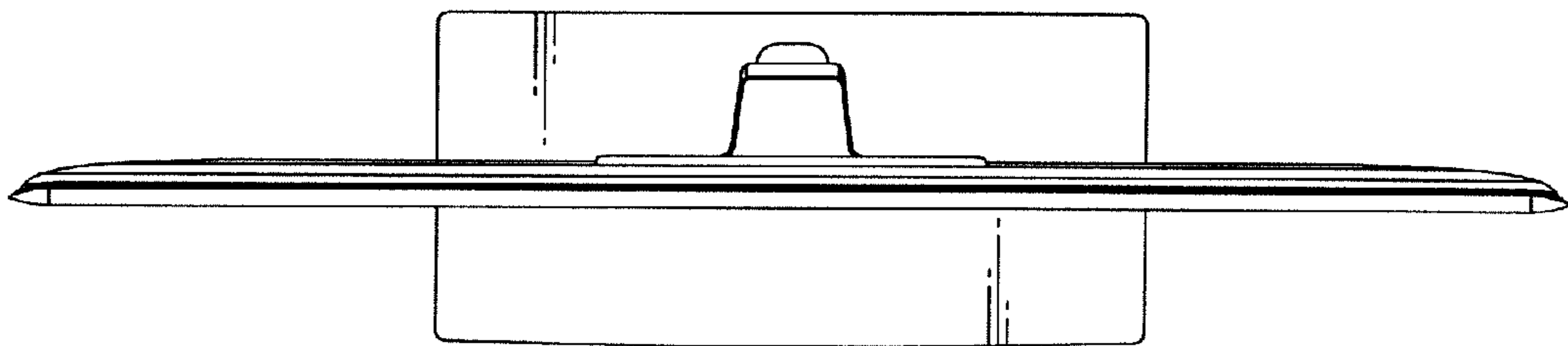


FIG.7

