



US00D642982S

(12) **United States Design Patent**  
**Shi**

(10) **Patent No.:** **US D642,982 S**

(45) **Date of Patent:** **\*\* Aug. 9, 2011**

(54) **POWER STRIP SURGE-PROTECTED ADAPTOR**

(75) Inventor: **Xueqing Shi, JiAn (CN)**

(73) Assignee: **Multiway Industries (HK) Ltd., Tsuen Wan, Hong Kong (CN)**

(\*\*) Term: **14 Years**

(21) Appl. No.: **29/345,394**

(22) Filed: **Oct. 15, 2009**

(51) **LOC (9) Cl.** ..... **13-03**

(52) **U.S. Cl.** ..... **D13/139.1**

(58) **Field of Classification Search** ... D13/137.1-137.4,  
D13/139.1-139.8, 160, 162, 164, 178, 184,  
D13/199; 361/118, 119; 439/106-108, 188,  
439/535, 650-654

See application file for complete search history.

(56) **References Cited**

U.S. PATENT DOCUMENTS

D78,966 S	7/1929	Conner
1,889,695 A	11/1932	Petersen
D126,590 S	4/1941	Lewin
D179,081 S	10/1956	Hudson
3,213,185 A	10/1965	Petrick
3,290,453 A	12/1966	Jensen
D217,251 S	4/1970	Kahn
3,509,356 A	4/1970	Peebles
4,083,621 A	4/1978	Davidson et al.
D270,629 S	9/1983	Drew
D275,094 S	8/1984	Schwartz
D279,979 S	8/1985	Kovacik et al.
D284,852 S	7/1986	Maloney
D285,435 S	9/1986	Hoehne
D285,552 S	9/1986	Schwartz
D285,788 S	9/1986	Rapp et al.
4,659,161 A	4/1987	Holcomb
4,671,597 A	6/1987	Grill
4,717,350 A	1/1988	Lax
D294,487 S	3/1988	Bannigan
4,764,128 A	8/1988	Cheng

D300,992 S	5/1989	Cleavenger
D301,576 S	6/1989	Wang
4,867,701 A	9/1989	Wiand
5,071,367 A	12/1991	Luu
D325,723 S	4/1992	Gary et al.

(Continued)

OTHER PUBLICATIONS

U.S. Appl. No. 29/345,386, filed Oct. 15, 2009, Shi.

(Continued)

*Primary Examiner* — Rosemary K Tarcza

(74) *Attorney, Agent, or Firm* — Frost Brown Todd LLC

(57) **CLAIM**

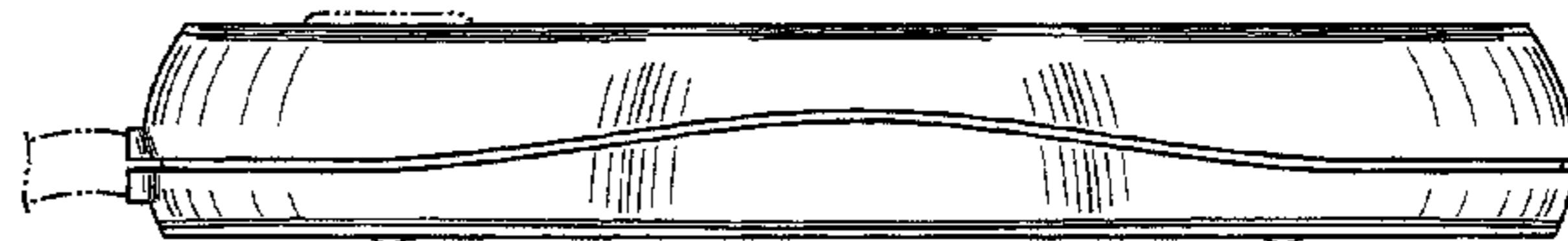
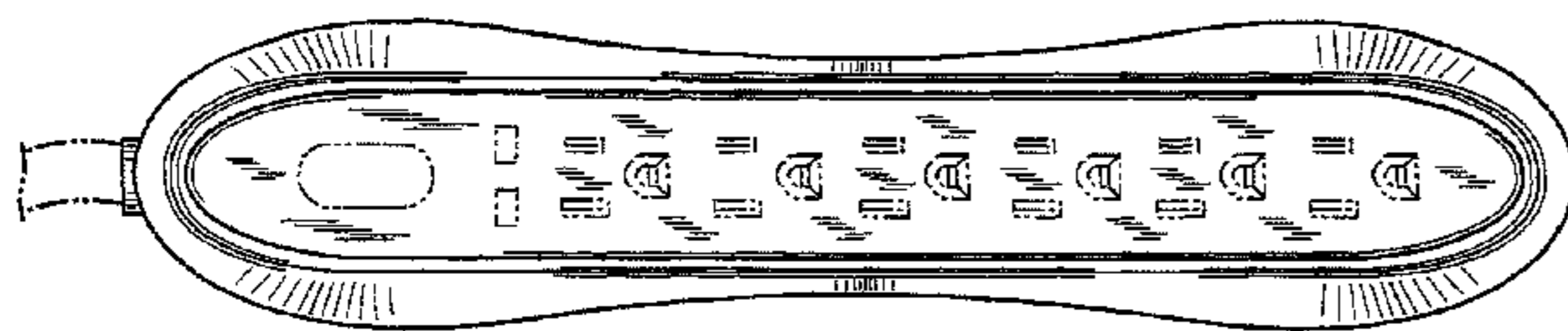
The ornamental design for a power strip surge-protected adaptor, as shown and described.

**DESCRIPTION**

FIG. 1 is a top plan view of a power strip surge-protected adaptor, showing a first embodiment of my new design; FIG. 2 is a front elevational view thereof, the back elevational view being a mirror image thereof; FIG. 3 is a right-side elevational view thereof; FIG. 4 is a left-side elevation view thereof; FIG. 5 is a bottom plan view thereof; FIG. 6 is a top plan view of a power strip surge-protected adaptor, showing a second embodiment of my new design; FIG. 7 is a front elevational view thereof, the back elevational view being a mirror image thereof; FIG. 8 is a right-side elevational view thereof; FIG. 9 is a left-side elevation view thereof; and, FIG. 10 is a bottom plan view thereof.

The electrical slots, power cord, and indicator light shown in broken lines in FIGS. 1-5 are illustrated environmental matter, and form no part of the claimed design. The electrical slots, power cord, indicator light, and jacks shown in broken lines in FIGS. 6-10 are illustrated environmental matter, and form no part of the claimed design.

**1 Claim, 4 Drawing Sheets**



# US D642,982 S

Page 2

## U.S. PATENT DOCUMENTS

D327,873 S	7/1992	Luu	
D350,940 S	9/1994	Rossman et al.	
D356,544 S	3/1995	Fladung	
D357,460 S	4/1995	Lovett	
D368,467 S	4/1996	Parshad	
5,526,225 A	6/1996	Wang	
D372,702 S	8/1996	Sanner	
D380,195 S	6/1997	Stekelenburg	
5,657,841 A	8/1997	Morvan	
5,658,158 A	8/1997	Milan	
5,700,150 A	12/1997	Morin	
D389,459 S	1/1998	Byrne	
5,779,083 A	7/1998	Bordwell	
D397,086 S	8/1998	Lin	
D399,823 S *	10/1998	Stekelenburg	D13/139.6
D400,175 S	10/1998	Okamoto	
D400,505 S *	11/1998	Yu	D13/139.6
D401,220 S	11/1998	Dwight et al.	
5,888,105 A	3/1999	Brown et al.	
D408,355 S	4/1999	Welsh et al.	
D410,626 S	6/1999	Huang	
D411,511 S	6/1999	Rossman et al.	
D411,981 S	7/1999	Jeon-Chapman et al.	
5,964,618 A	10/1999	McCarthy	
6,004,157 A	12/1999	Glass	
6,045,399 A	4/2000	Yu	
D425,482 S	5/2000	Rossman et al.	
D425,863 S *	5/2000	Yu	D13/139.6
D428,327 S	7/2000	Stekelenburg	
D435,515 S *	12/2000	Stekelenburg	D13/139.6
D435,518 S	12/2000	Stekelenburg	
D436,923 S	1/2001	Stekelenburg	
6,179,665 B1	1/2001	Rossman et al.	
D439,562 S *	3/2001	Veino et al.	D13/139.8
D440,942 S	4/2001	Ewing et al.	
D443,591 S	6/2001	Tong et al.	
D444,770 S	7/2001	Tong et al.	
D445,091 S	7/2001	Tong et al.	
D445,403 S	7/2001	Veino et al.	
D450,037 S	11/2001	Yu	
D450,038 S	11/2001	Yu	
D460,416 S *	7/2002	Stekelenburg	D13/139.6
D484,099 S	12/2003	Bettencourt	
D486,126 S	2/2004	Aromin	
D489,685 S *	5/2004	Yu	D13/139.8
D490,777 S *	6/2004	Yu	D13/139.8
D493,426 S	7/2004	Strayer	
6,764,322 B1	7/2004	Yu	
D508,230 S	8/2005	Loftus et al.	
D511,140 S *	11/2005	Blake et al.	D13/139.8
D515,503 S	2/2006	Lee	
D521,452 S	5/2006	Mori et al.	
D528,509 S	9/2006	Chesebro et al.	
D532,377 S *	11/2006	Blake et al.	D13/139.6
D549,657 S	8/2007	Ng	
7,371,121 B1	5/2008	Lee	
7,371,122 B2	5/2008	Ivanova et al.	
D577,679 S	9/2008	Lee	
7,520,783 B2	4/2009	Chou et al.	
D619,535 S *	7/2010	Shi	D13/137.2
2006/0234561 A1 *	10/2006	Tanaka	439/652

## OTHER PUBLICATIONS

U.S. Appl. No. 29/345,388, filed Oct. 15, 2009, Shi.

U.S. Appl. No. 29/345,398, filed Oct. 15, 2009, Shi.

\* cited by examiner

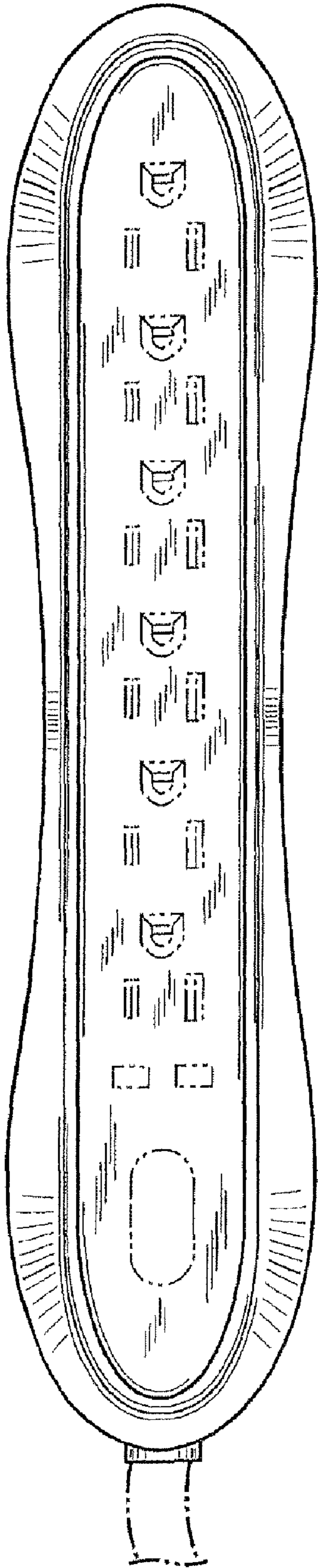


FIG. 1

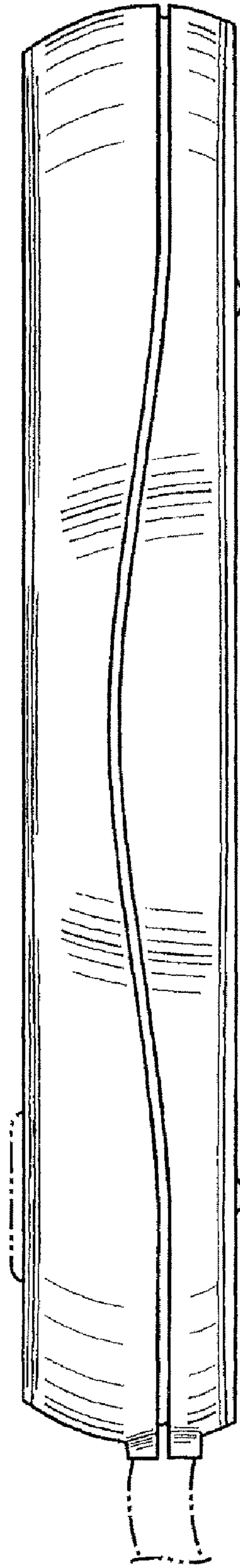


FIG. 2

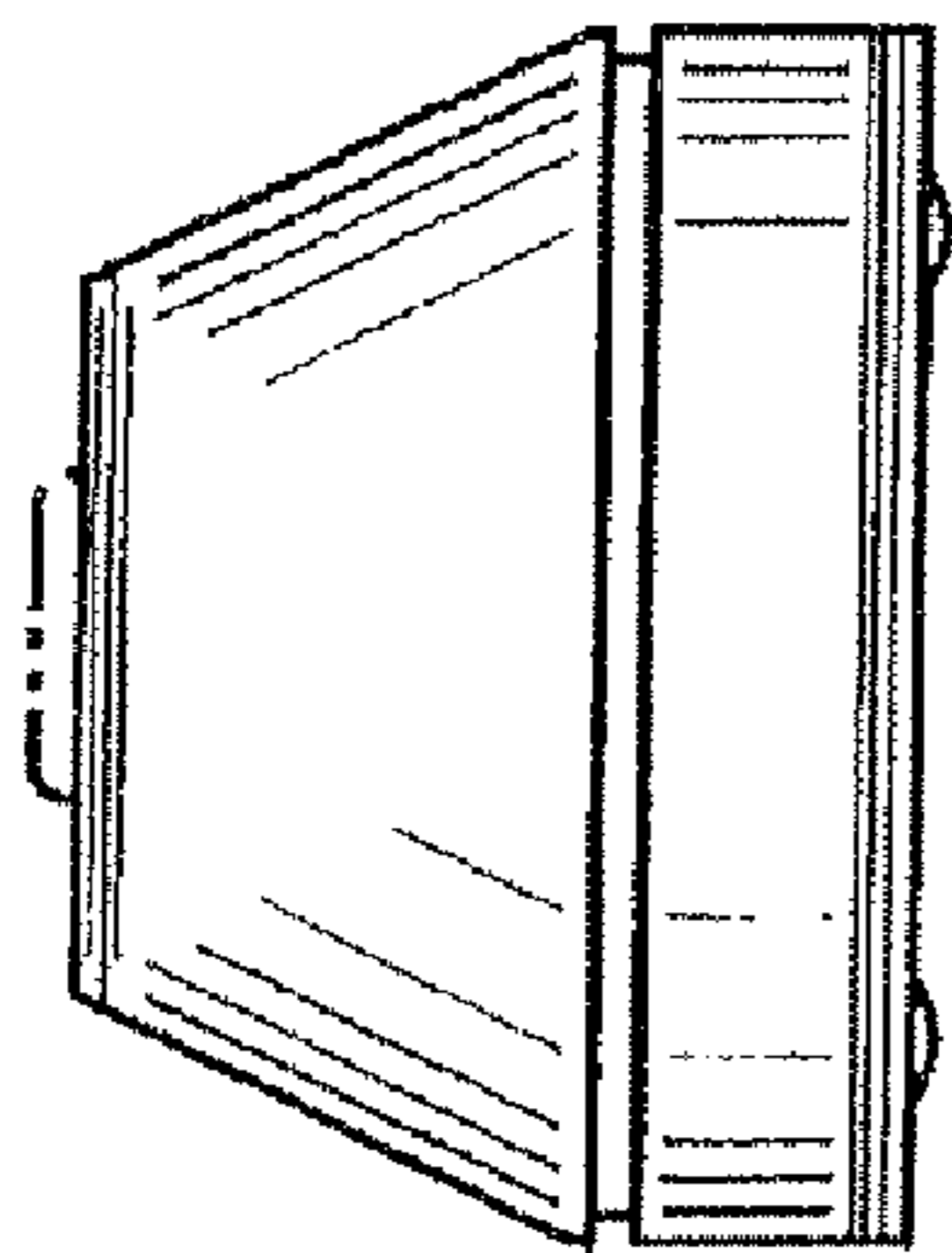


FIG. 3

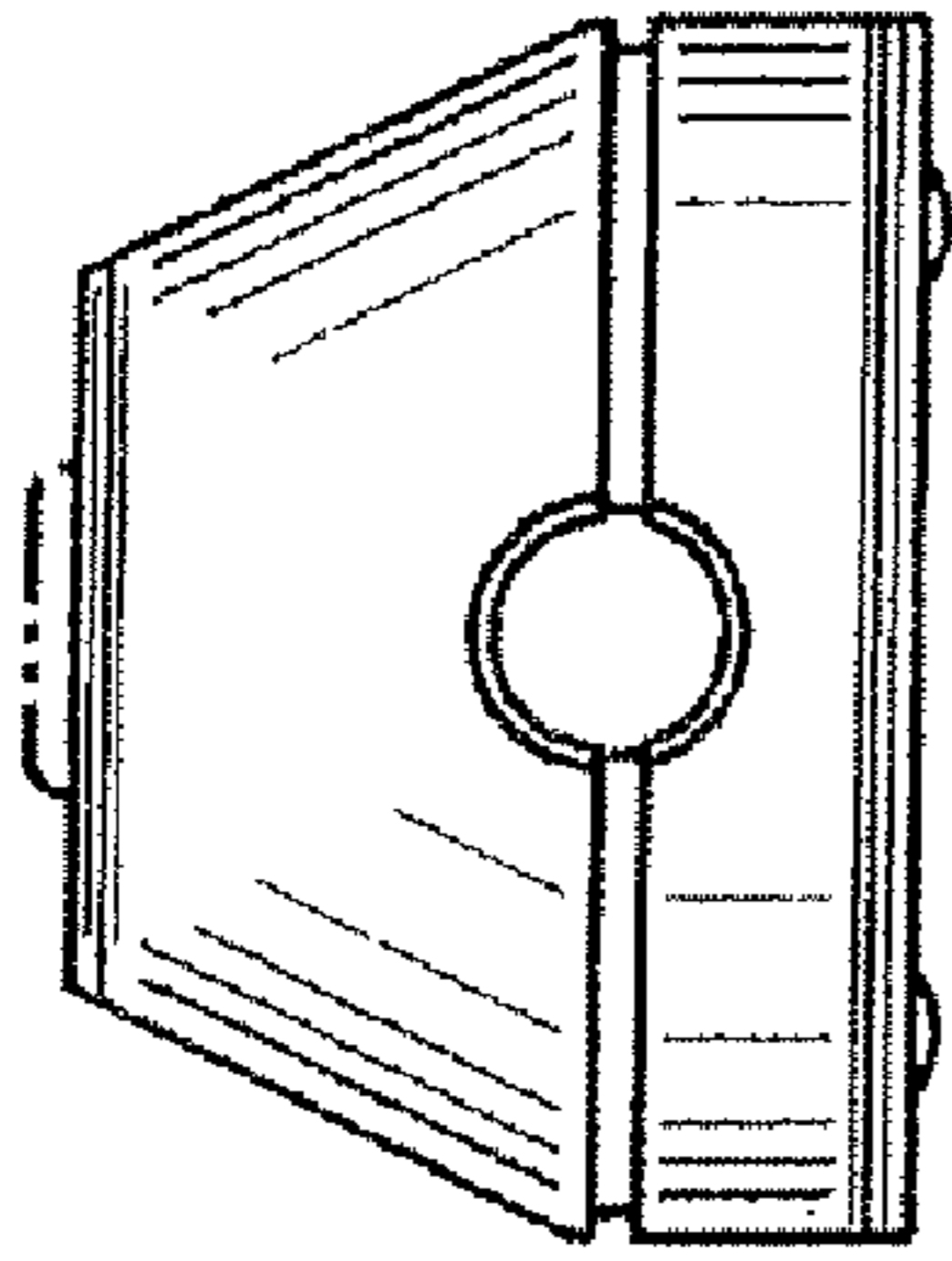


FIG. 4

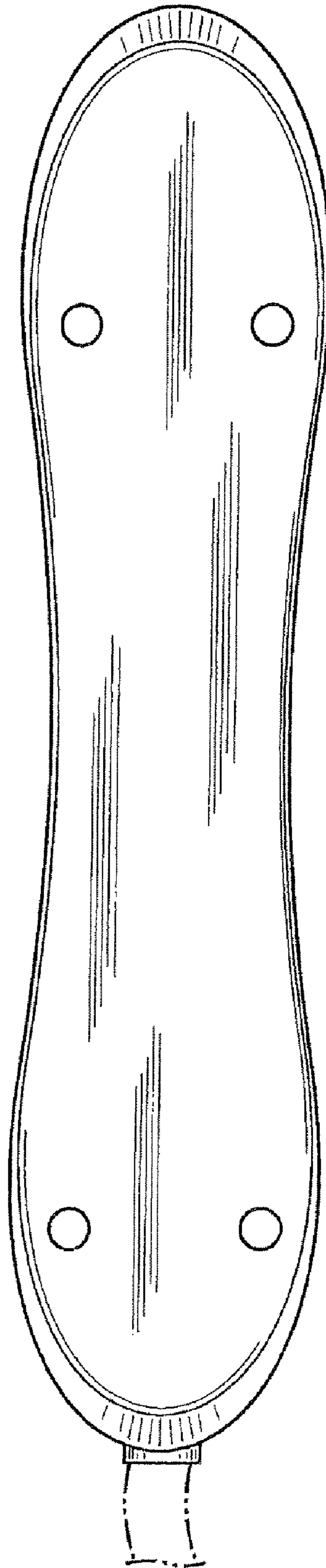


FIG. 5

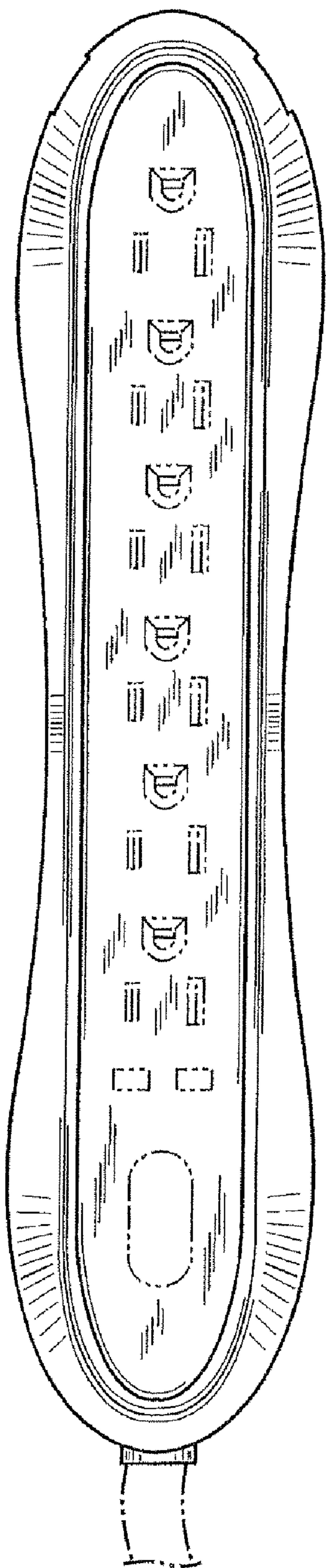


FIG. 6

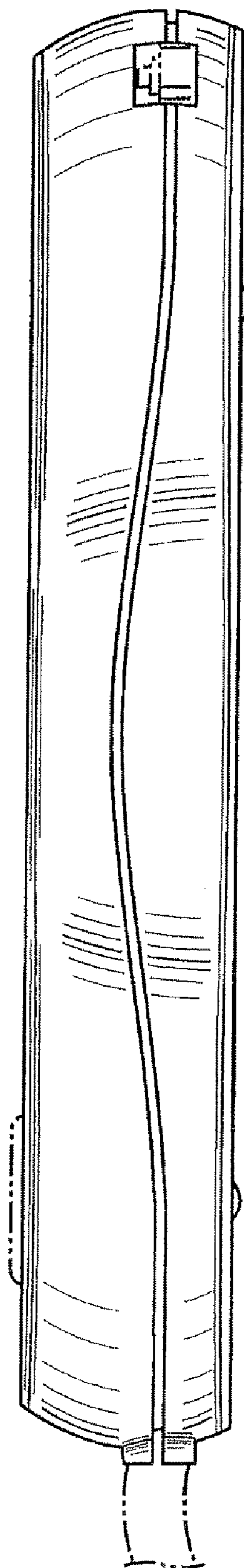


FIG. 7

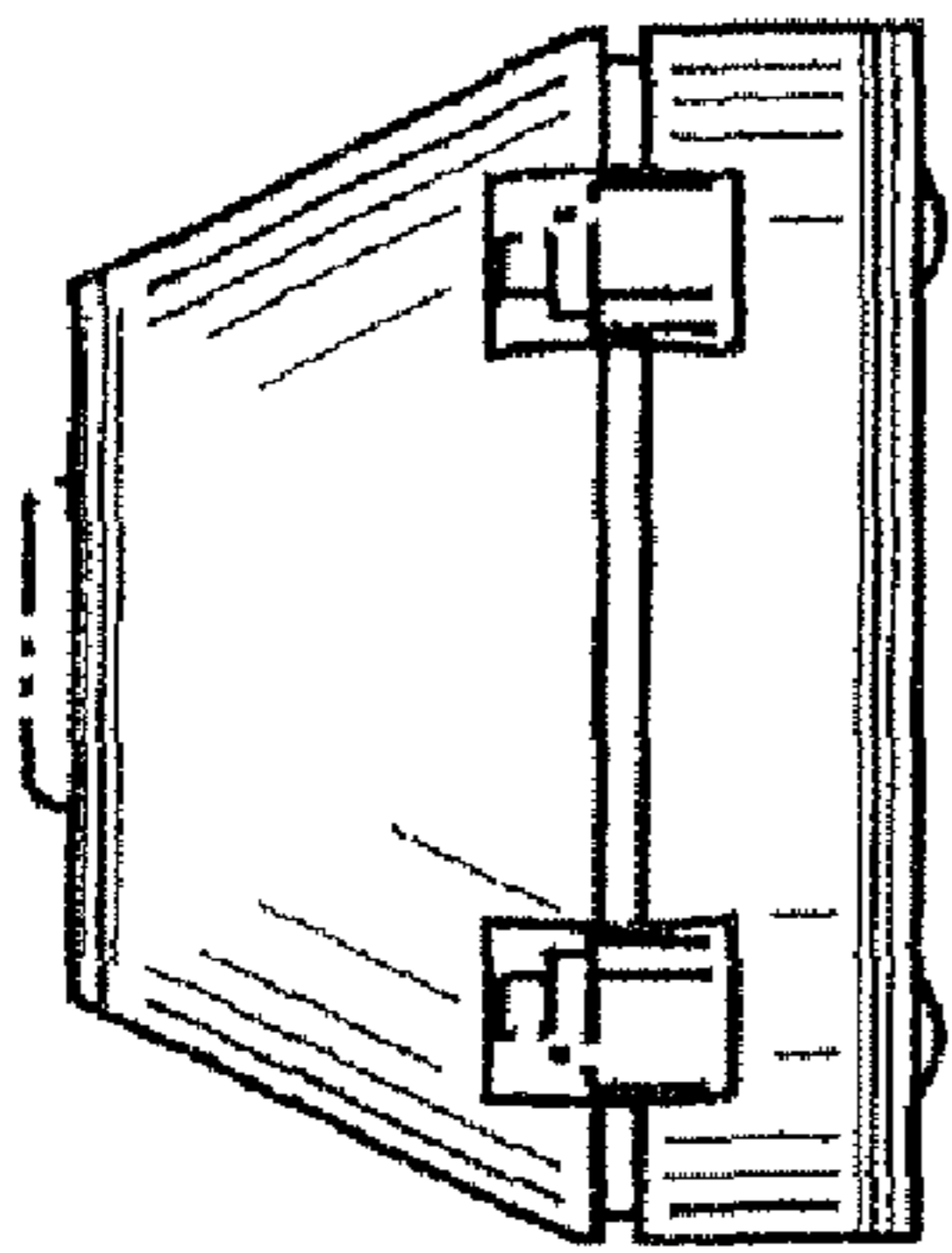


FIG. 8

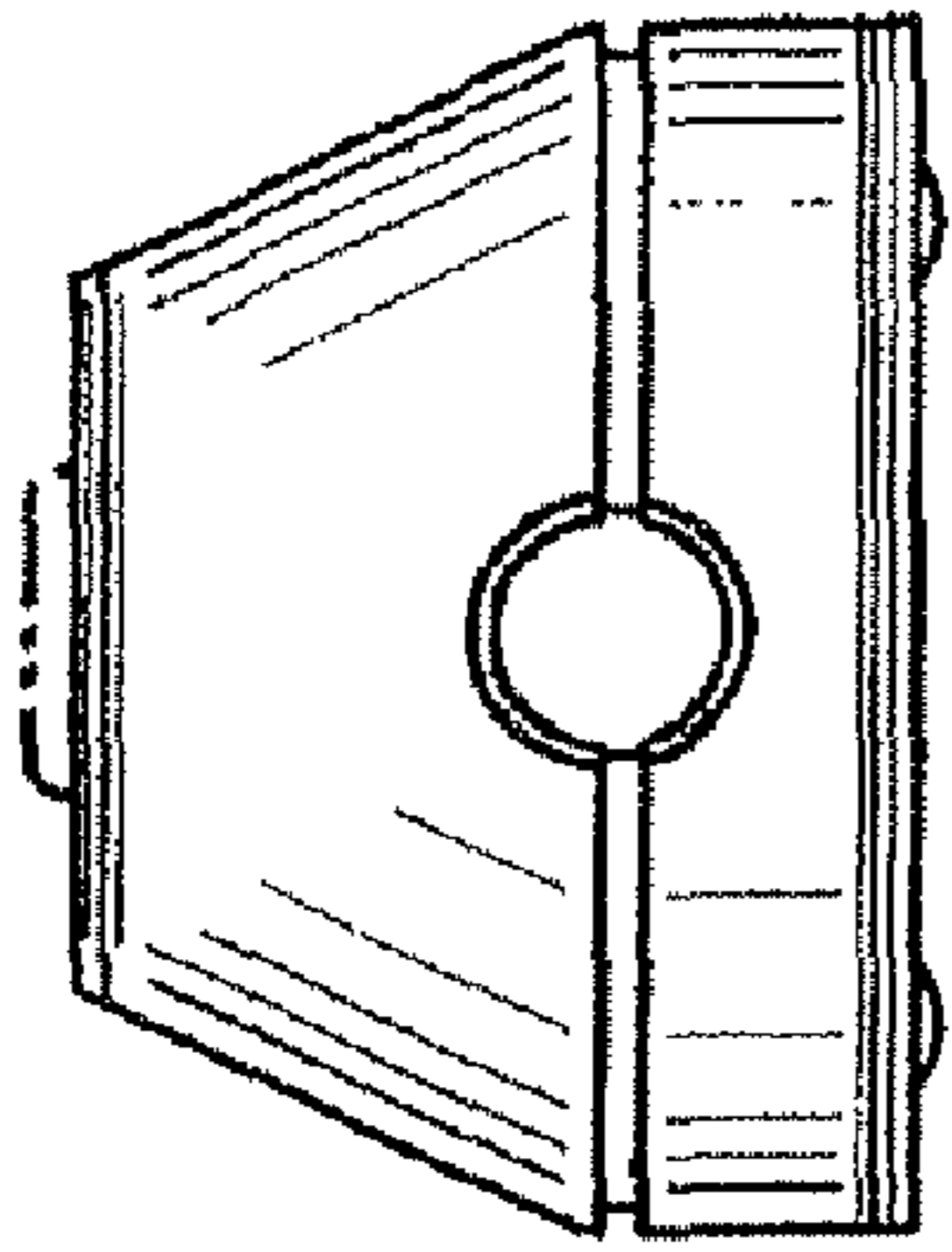


FIG. 9

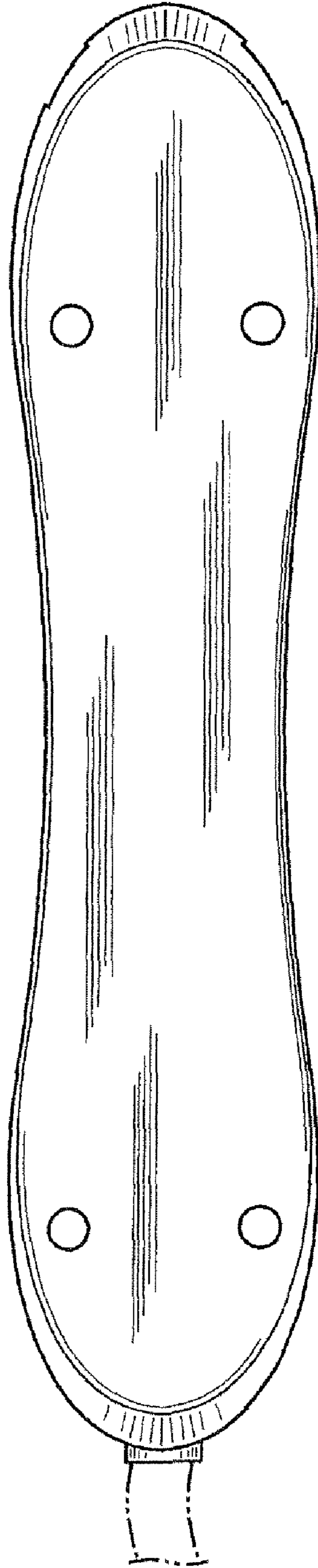


FIG. 10