



US00D642974S

(12) **United States Design Patent**
Koshio

(10) **Patent No.:** **US D642,974 S**

(45) **Date of Patent:** **** Aug. 9, 2011**

(54) **TREAD PORTION OF AN AUTOMOBILE TIRE**

JP D1214728 S 8/2004
JP D1249103 S 8/2005
JP D1341578 S 10/2008

(75) Inventor: **Makoto Koshio**, Tokyo (JP)

* cited by examiner

(73) Assignee: **Bridgestone Corporation**, Tokyo (JP)

Primary Examiner — Caron D Veynar

(**) Term: **14 Years**

Assistant Examiner — George D Kirschbaum

(74) *Attorney, Agent, or Firm* — Sughrue Mion, PLLC

(21) Appl. No.: **29/328,145**

(22) Filed: **Nov. 19, 2008**

(51) **LOC (9) Cl.** **12-15**

(52) **U.S. Cl.** **D12/600; D12/588**

(58) **Field of Classification Search** D12/592-601;
152/209.1, 209.8, 209.9, 209.12, 209.18,
152/209.25

See application file for complete search history.

(57) **CLAIM**

The ornamental design for a tread portion of an automobile tire, as shown and described.

DESCRIPTION

FIG. 1 is a perspective view of an automobile tire having the tread portion of the instant invention;
FIG. 2 is a front view thereof;
FIG. 3 is a left side view thereof; and,
FIG. 4 is a fragmentary enlarged view showing the details of the tread portion thereof.

Dashed lines in the drawing figures are intended to show environmental structure only, and form no part of the claimed design. The tread portion extends continuously around the tire, and therefore rear, right side, top and bottom views are omitted.

(56) **References Cited**

U.S. PATENT DOCUMENTS

D416,837 S *	11/1999	Moore	D12/600
D455,709 S *	4/2002	Dixon et al.	D12/588
D456,769 S *	5/2002	Dixon et al.	D12/600
D517,978 S *	3/2006	Robert	D12/600
2002/0100528 A1 *	8/2002	Sandstrom et al.	152/210

FOREIGN PATENT DOCUMENTS

JP	D642882 S	1/1985
JP	D1179602 S	7/2003
JP	D1188436 S	10/2003

1 Claim, 4 Drawing Sheets

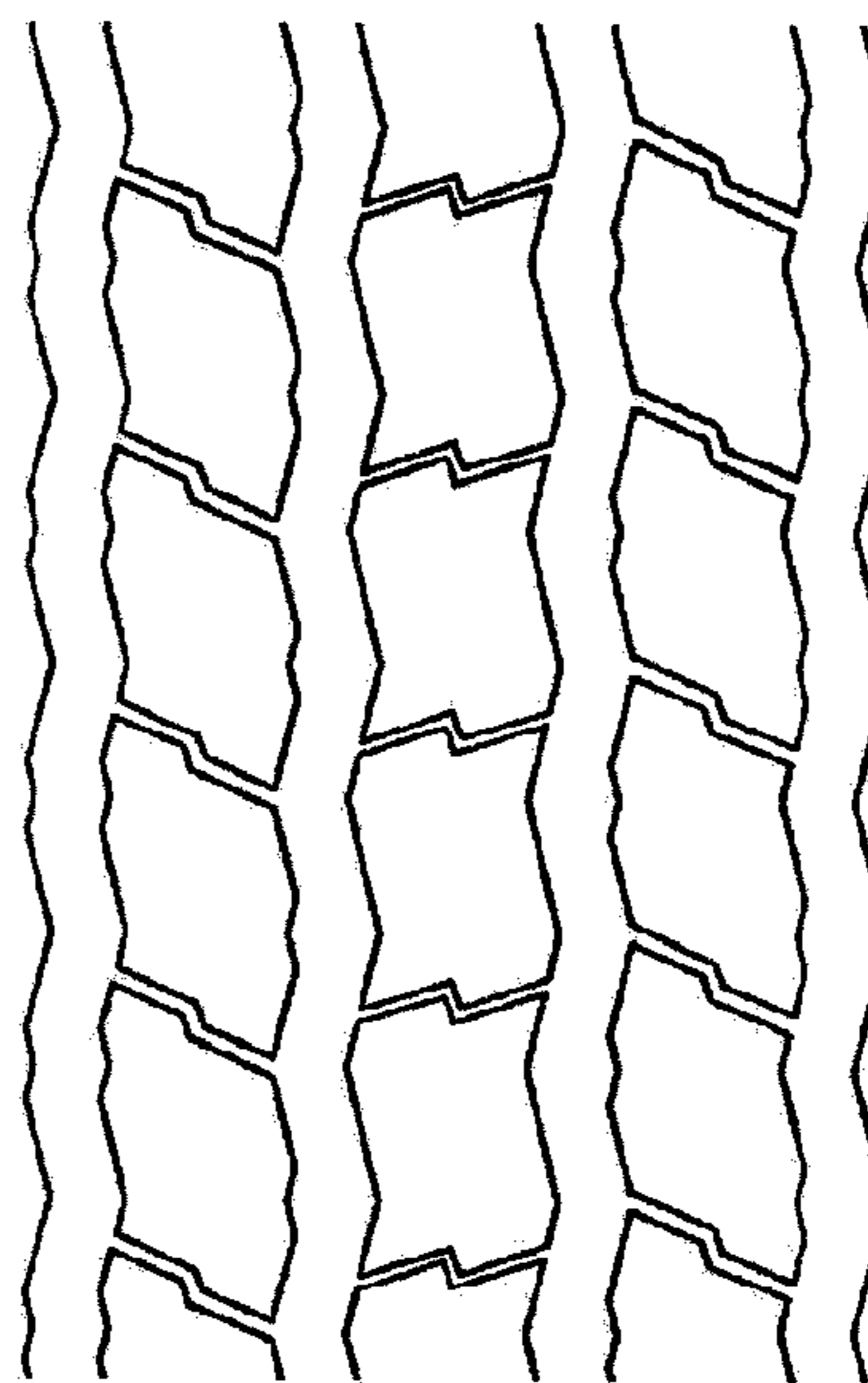
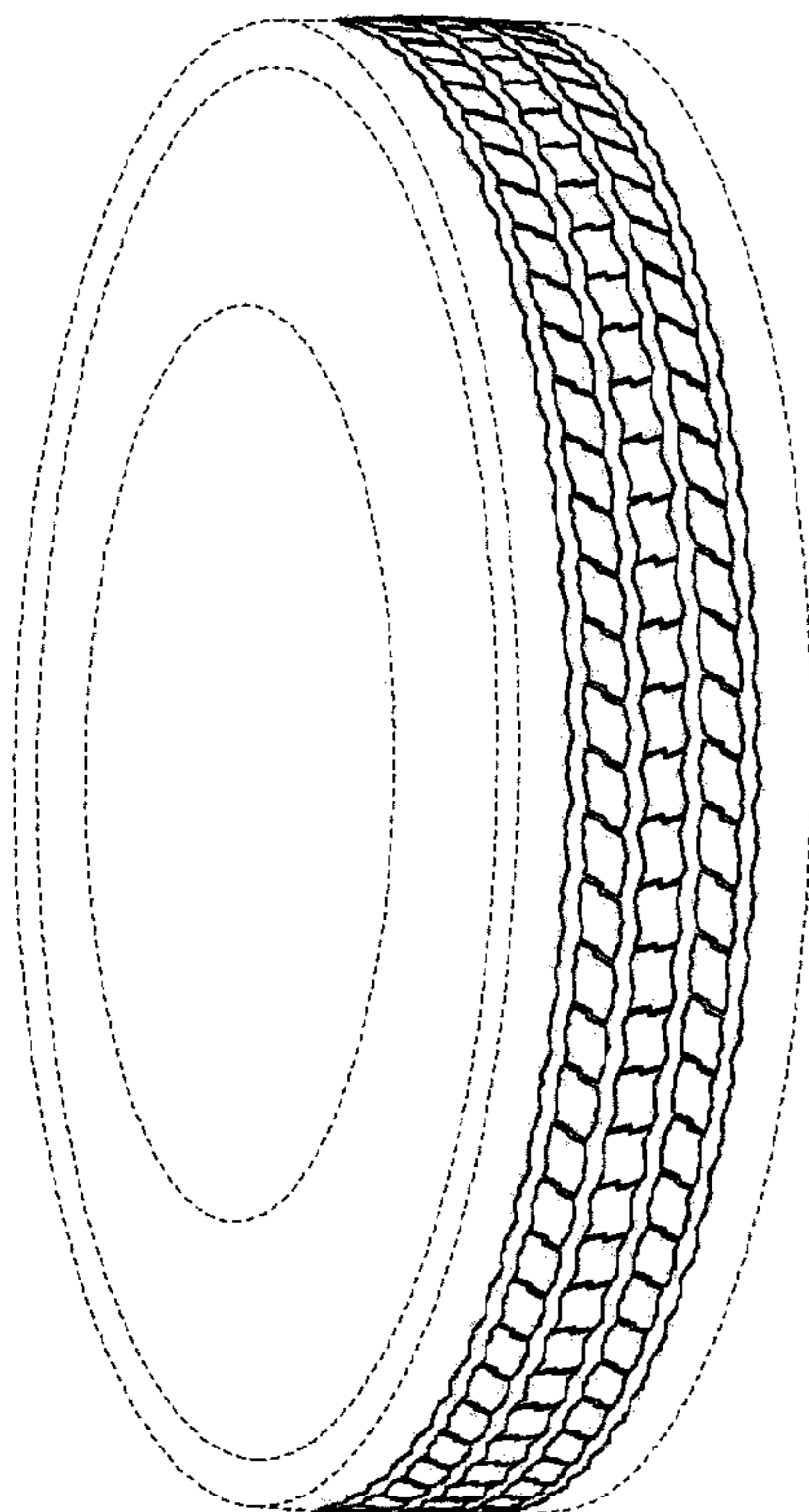


FIG. 1

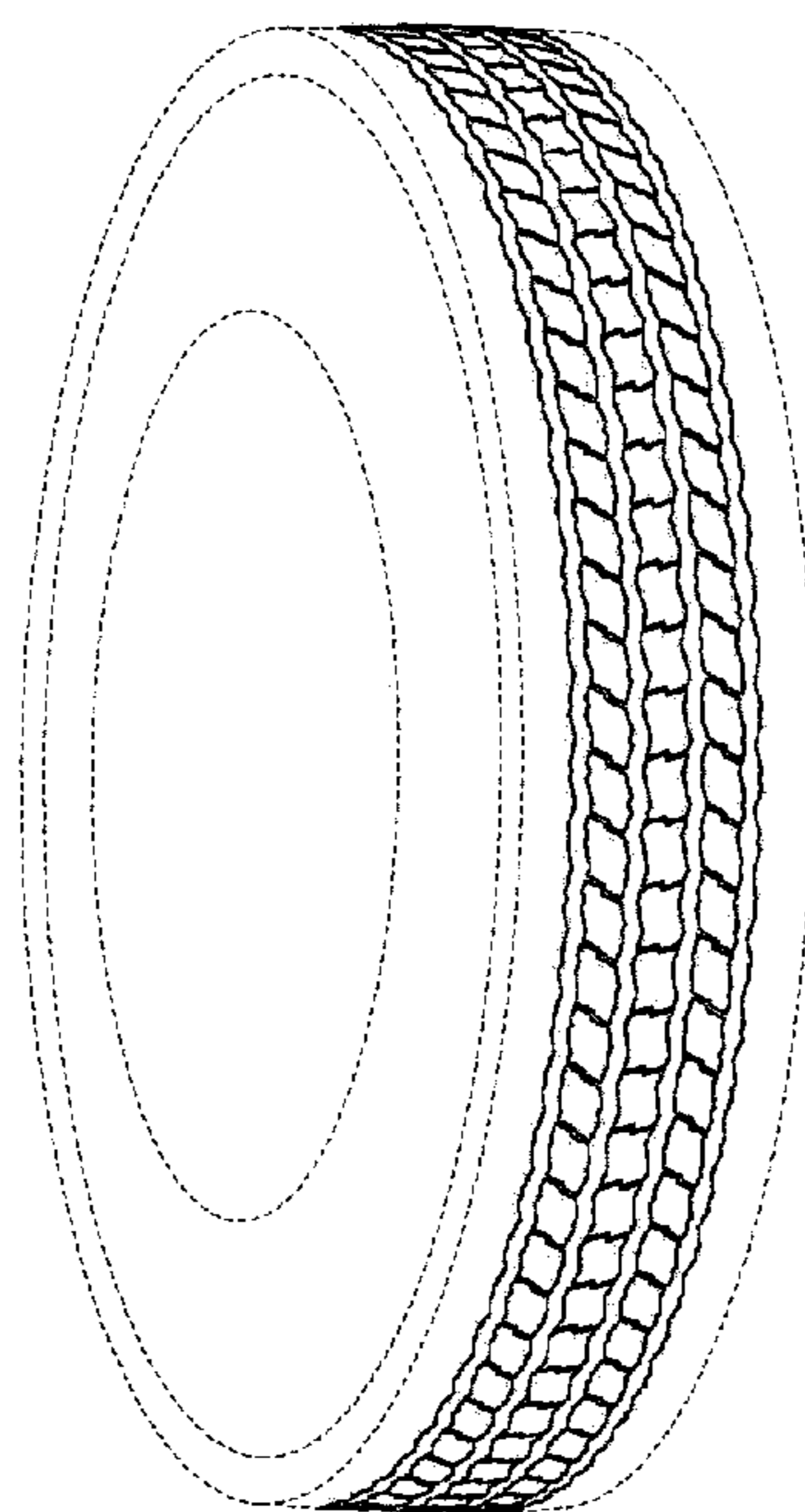


FIG. 2

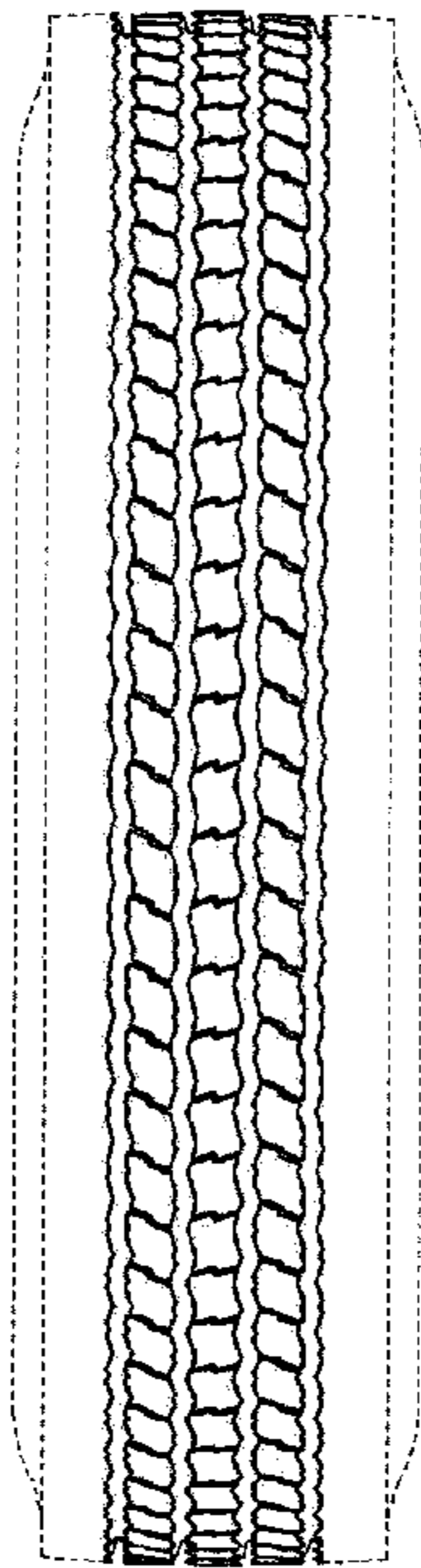


FIG. 3

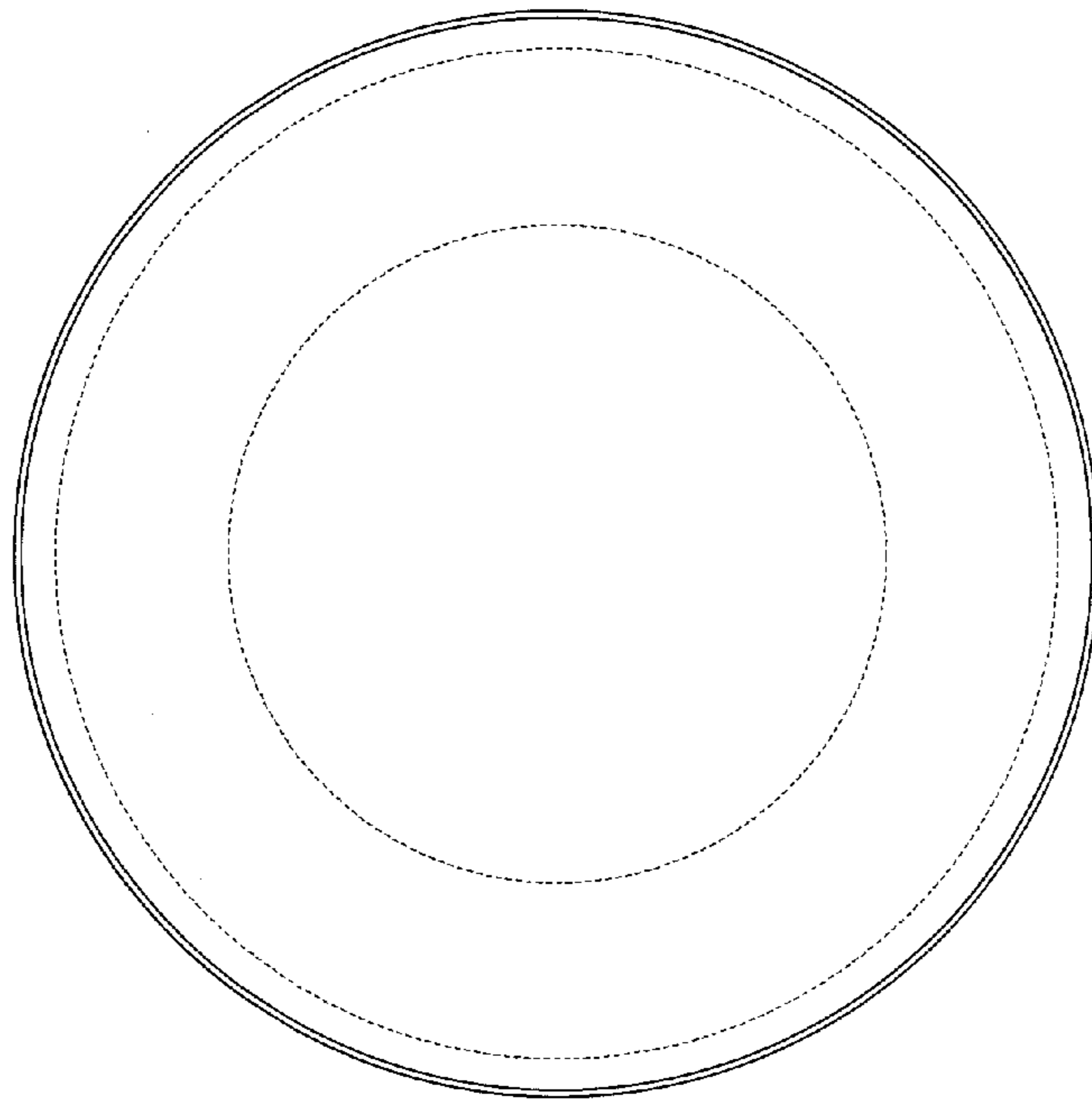


FIG. 4

