

US00D642965S

(12) **United States Design Patent**
Mueller-Stolz et al.

(10) **Patent No.:** **US D642,965 S**

(45) **Date of Patent:** **** Aug. 9, 2011**

(54) **FRONT BUMPER FOR A VEHICLE**

(75) Inventors: **Dirk Mueller-Stolz**, Munich (DE);
Henning Holstein, Dietersburg (DE)

(73) Assignee: **Bayerische Motoren Werke Aktiengesellschaft**, Munich (DE)

(**) Term: **14 Years**

(21) Appl. No.: **29/371,302**

(22) Filed: **Dec. 22, 2010**

(30) **Foreign Application Priority Data**

Jun. 28, 2010 (DE) 40 2010 003 572

(51) **LOC (9) Cl.** **12-16**

(52) **U.S. Cl.** **D12/169**

(58) **Field of Classification Search** D12/169,
D12/196, 171, 216, 163, 86, 90-92; 293/102,
293/113, 115, 117, 120; 296/180.1, 180.2
See application file for complete search history.

(56) **References Cited**

U.S. PATENT DOCUMENTS

D544,415 S *	6/2007	Okamoto	D12/169
D559,743 S *	1/2008	Nakamuta et al.	D12/169
D577,317 S *	9/2008	Tabata et al.	D12/169
D591,211 S *	4/2009	Hayashi et al.	D12/169
D597,000 S *	7/2009	Golden et al.	D12/169
D600,602 S *	9/2009	Endoh	D12/169
D605,098 S *	12/2009	Bennett et al.	D12/169
D606,464 S *	12/2009	Bennett et al.	D12/169
D606,912 S *	12/2009	Sahs	D12/169

D614,546 S *	4/2010	Bennett et al.	D12/169
D627,277 S *	11/2010	Cogswell	D12/169
D630,139 S *	1/2011	Schneider	D12/169
D630,977 S	1/2011	Clottu		
D634,681 S *	3/2011	Hirabayashi	D12/169

FOREIGN PATENT DOCUMENTS

WO	DM/066987	10/2005
WO	DM/067179	12/2005
WO	DM/072779	6/2010

* cited by examiner

Primary Examiner — Melody N Brown

(74) *Attorney, Agent, or Firm* — Crowell Moring LLP

(57) **CLAIM**

The ornamental design for a front bumper for a vehicle, as shown and described.

DESCRIPTION

This application contains subject matter related to the following co-pending U.S. design patent application: Application Ser. No. 29/371,301, filed herewith and entitled "Front Bumper for a Vehicle".

FIG. 1 is a left, front perspective view of a front bumper for a vehicle according to our design;

FIG. 2 is a right, front perspective view thereof;

FIG. 3 is a front view thereof;

FIG. 4 is a left side view thereof;

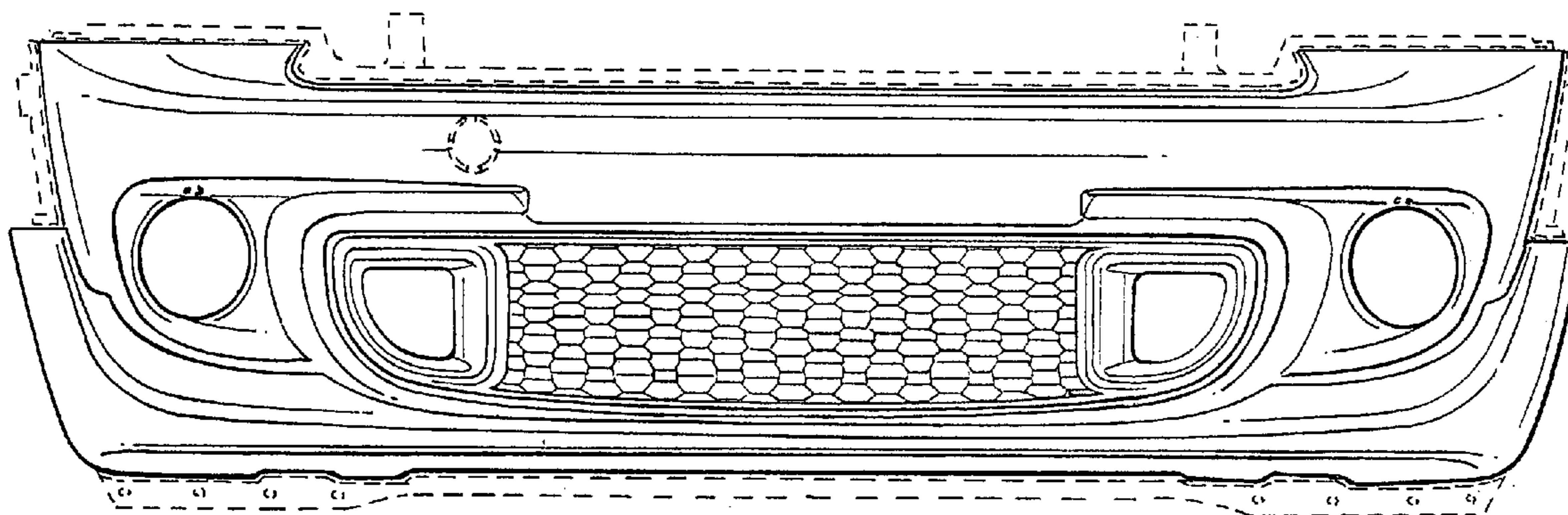
FIG. 5 is a right side view thereof;

FIG. 6 is a top view thereof; and,

FIG. 7 is a bottom view thereof.

The broken lines are for illustrative purposes only and form no part of the claimed design.

1 Claim, 4 Drawing Sheets



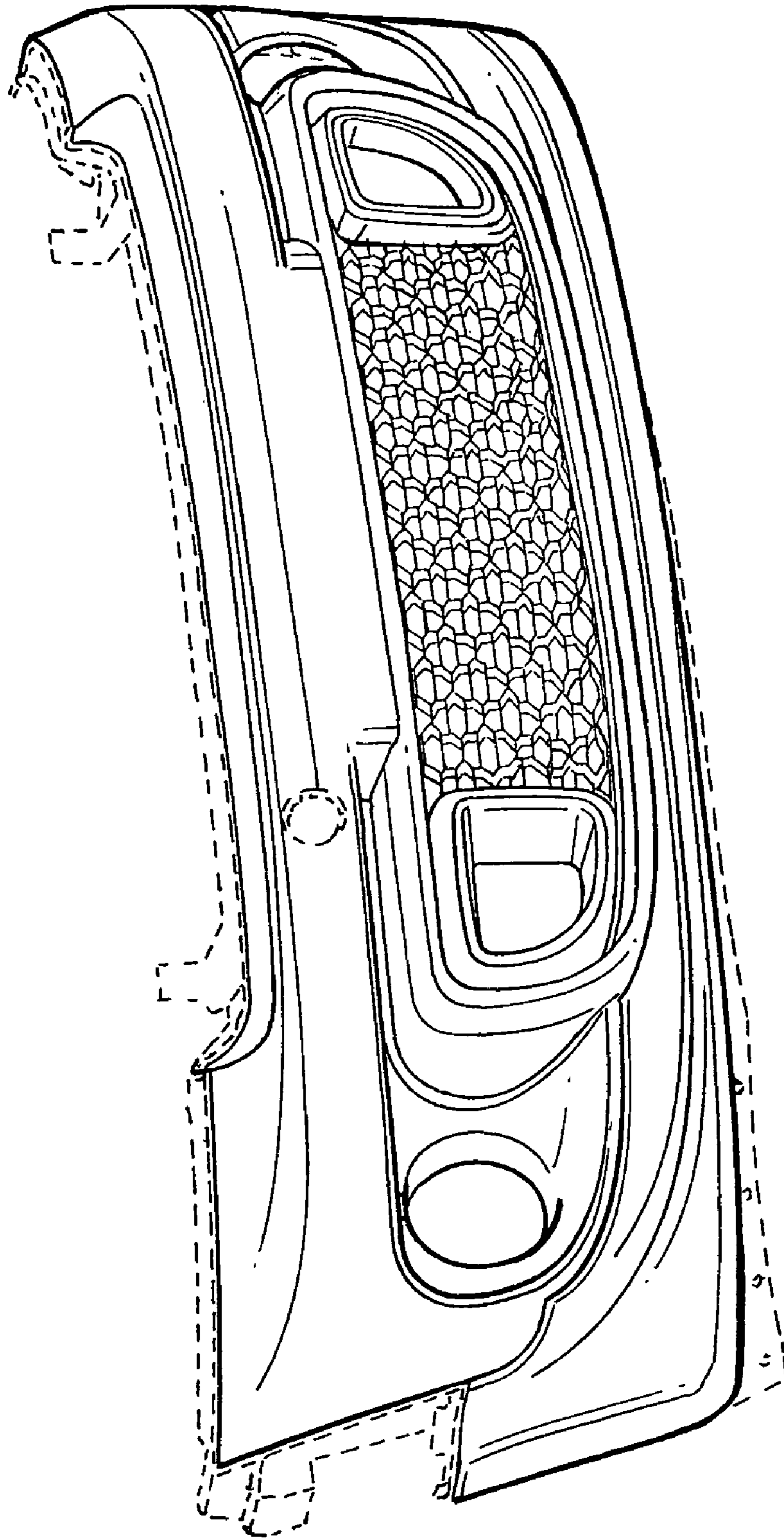


FIG. 1

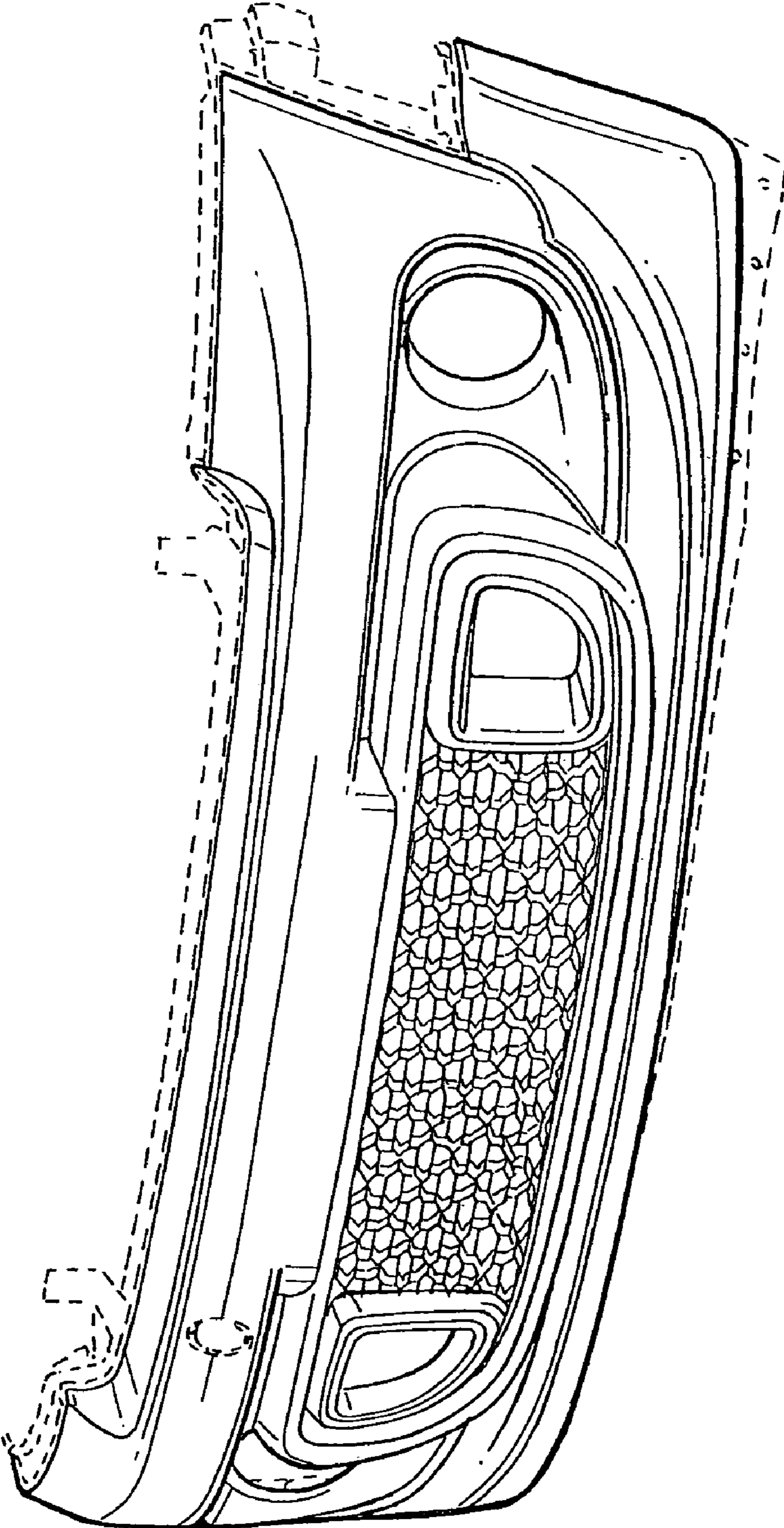


FIG. 2

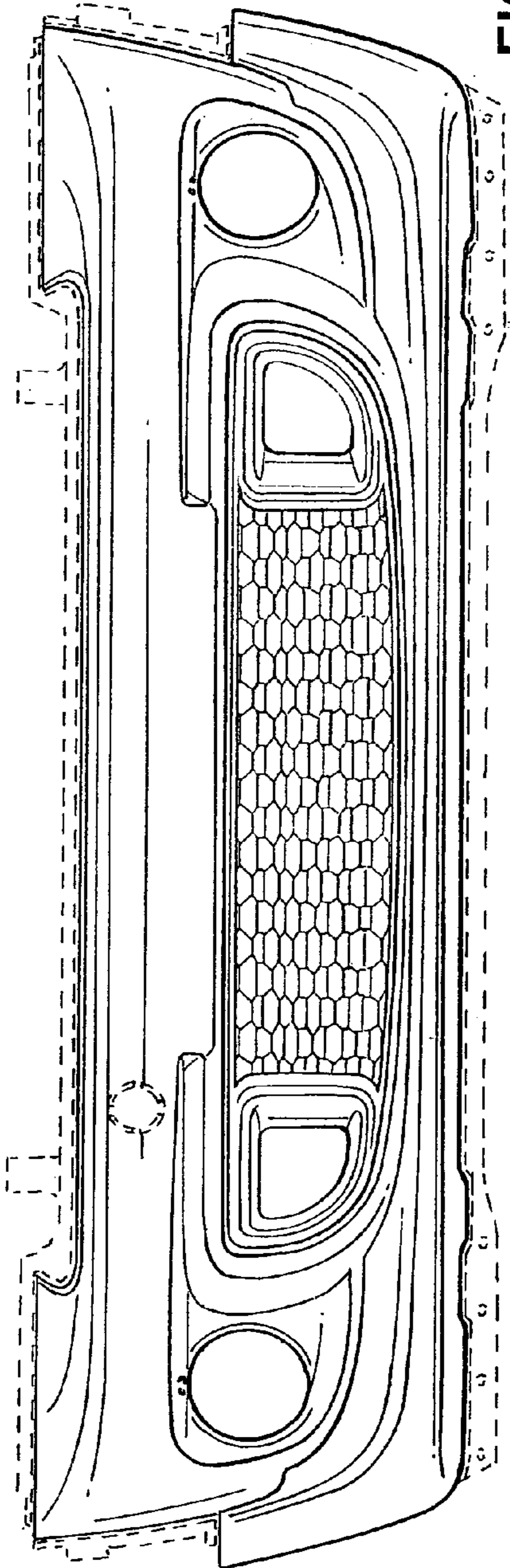


FIG. 3

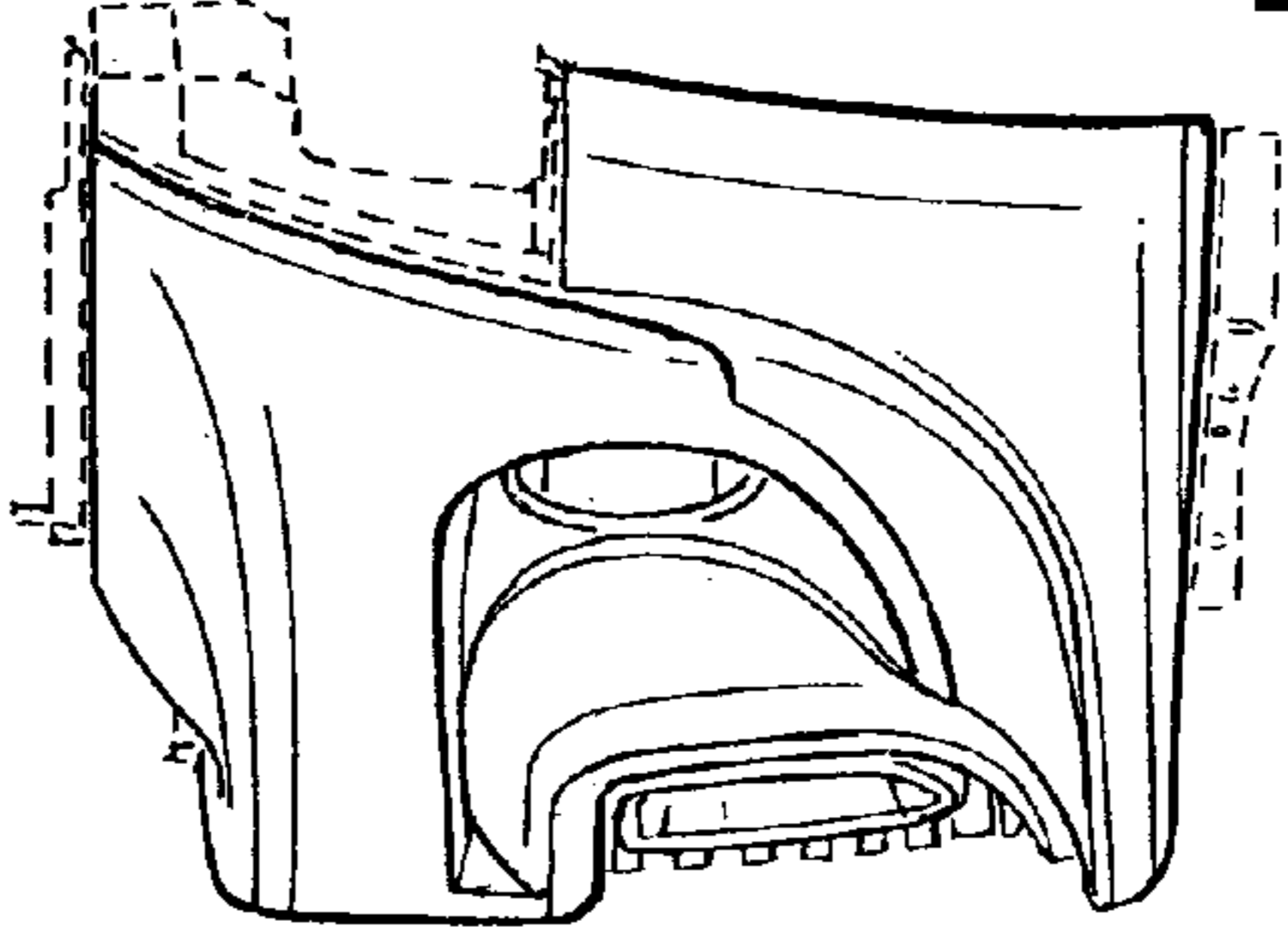


FIG. 5

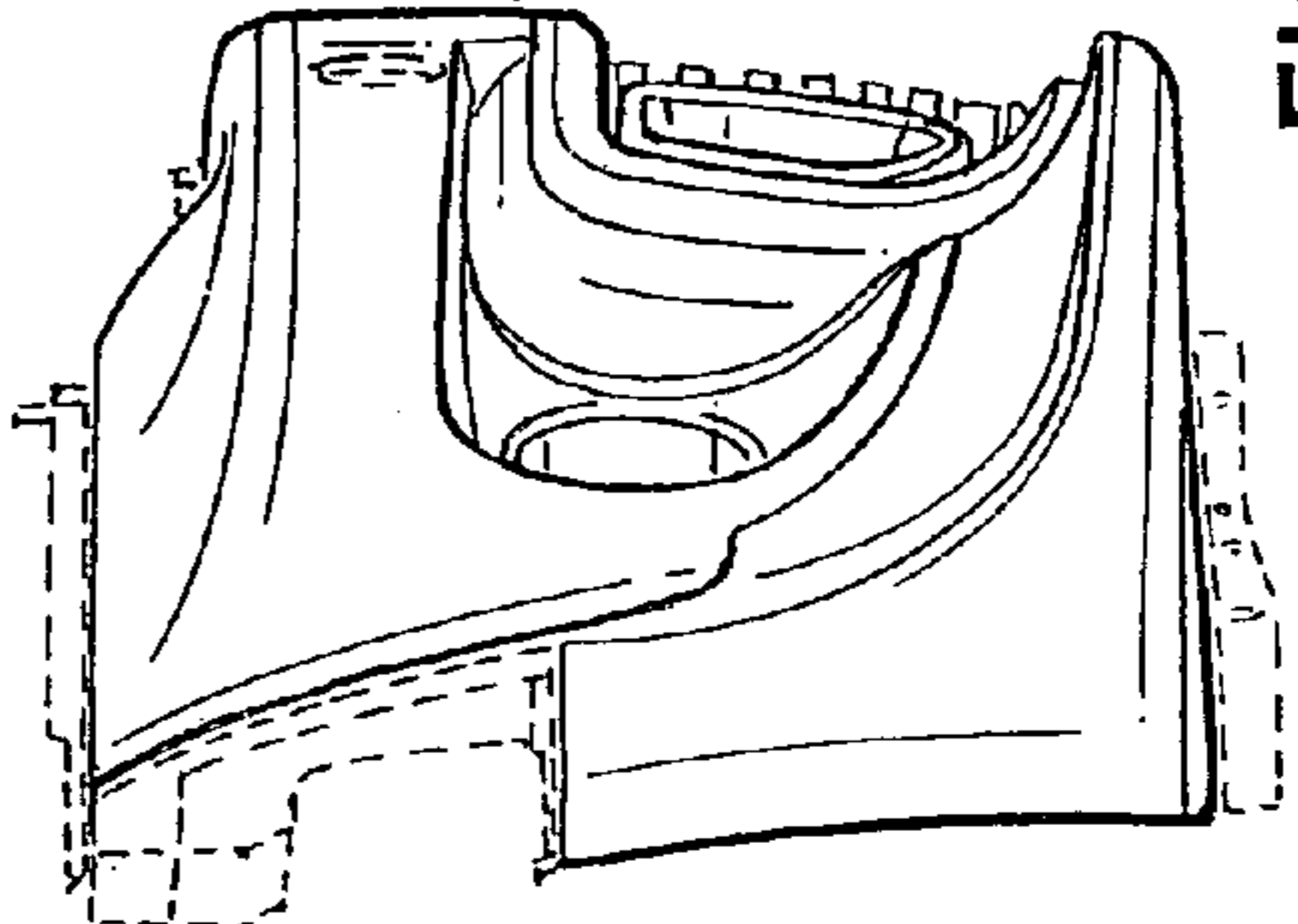


FIG. 4

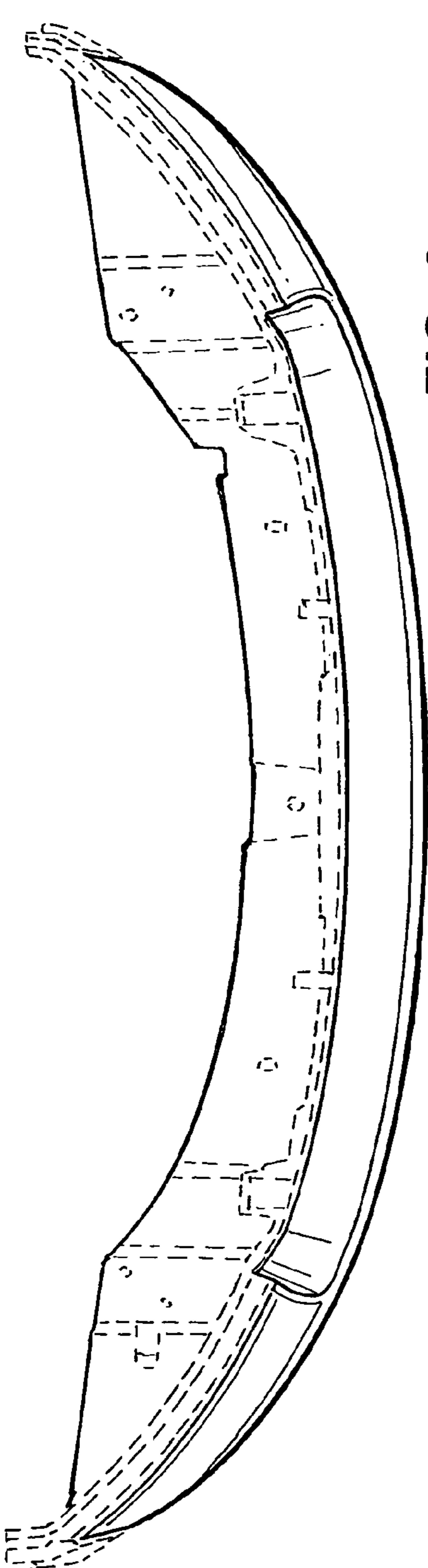


FIG. 6

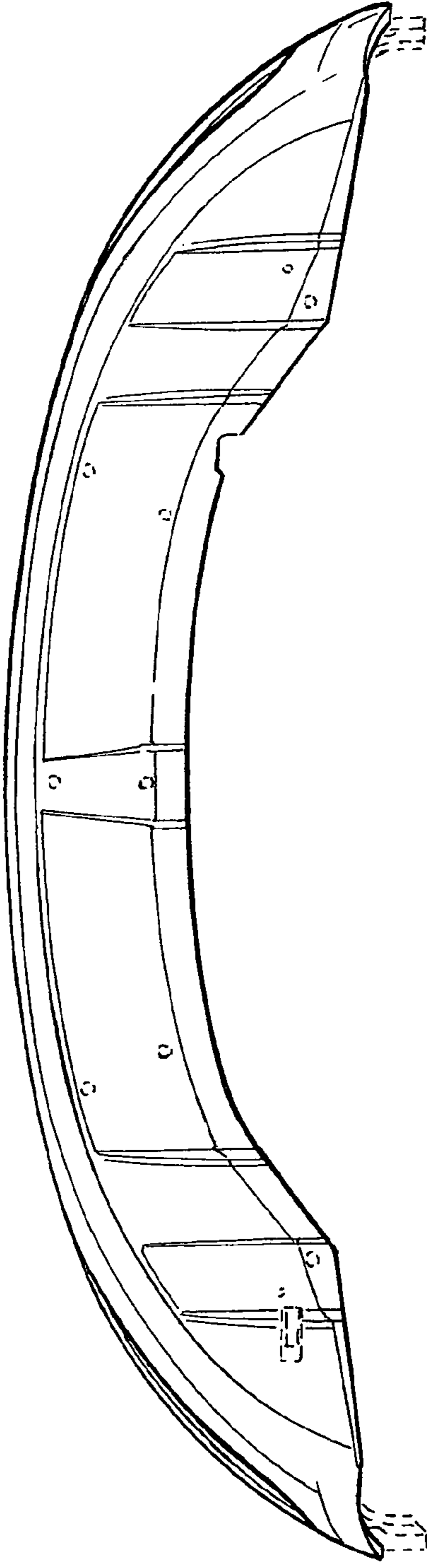


FIG. 7