



US00D642961S

(12) **United States Design Patent**  
**Beigel et al.**

(10) **Patent No.:** **US D642,961 S**

(45) **Date of Patent:** **\*\* Aug. 9, 2011**

(54) **CAB BODY OF A STEP VAN**

(56)

**References Cited**

(75) Inventors: **David J. Beigel**, Payne, OH (US);  
**Marcey K. Collins**, Fort Wayne, IN  
(US); **Robert P. Scott**, Fort Wayne, IN  
(US); **Joseph F. DeNatale**, Fort Wayne,  
IN (US); **L. David Allendorph**, Fort  
Wayne, IN (US); **Christopher Spurlin**,  
Fort Wayne, IN (US); **Frederick**  
**William Dyer**, Fort Wayne, IN (US);  
**Robert Scott Tirey**, Hamilton, OH (US);  
**Nicholas D. Lengacher**, Woodburn, IN  
(US); **William Fairful**, Rochester Hills,  
MI (US); **Dennis L. Griffith**, Troy, MI  
(US); **Darshan Subramanyam**, Pune  
(IN)

U.S. PATENT DOCUMENTS

D421,412	S	*	3/2000	Sutton et al.	.....	D12/96
D422,944	S	*	4/2000	Hellhake et al.	.....	D12/96
D445,361	S	*	7/2001	Tirey et al.	.....	D12/96
D466,450	S	*	12/2002	Maher et al.	.....	D12/96
D540,218	S	*	4/2007	Sekiguchi	.....	D12/96
D540,219	S	*	4/2007	Oka	.....	D12/96
D549,616	S	*	8/2007	Pfeiffer	.....	D12/96
D570,739	S	*	6/2008	Emoto et al.	.....	D12/96
D570,740	S	*	6/2008	Emoto et al.	.....	D12/96
D570,741	S	*	6/2008	Emoto et al.	.....	D12/96
D571,259	S	*	6/2008	Emoto et al.	.....	D12/96
D604,671	S	*	11/2009	Rupp	.....	D12/93
D623,092	S	*	9/2010	Beigel et al.	.....	D12/96

\* cited by examiner

*Primary Examiner* — Melody N Brown

(74) *Attorney, Agent, or Firm* — Jeffrey P. Calfa; Mark C. Bach; Gerald W. Askew

(73) Assignee: **International Truck Intellectual Property Company, LLC**, Warrenville, IL (US)

(\*\*) Term: **14 Years**

(57)

**CLAIM**

The ornamental design for a cab body of a step van, as shown and described.

(21) Appl. No.: **29/375,609**

**DESCRIPTION**

(22) Filed: **Sep. 24, 2010**

(51) **LOC (9) Cl.** ..... **12-16**


(52) **U.S. Cl.** ..... **D12/96**

(58) **Field of Classification Search** ..... D12/96,  
D12/97, 98, 12, 90-93; 296/180.1-180.3,  
296/181.1-185, 183, 183.1, 186, 186.1; 180/89.12,  
180/89.1, 242, 449

FIG. 1 is a front and side perspective view of a cab body of a step van showing our new design;  
FIG. 2 is a front elevation view thereof;  
FIG. 3 is a top plan view thereof; and,  
FIG. 4 is a left side elevation view thereof, the right side being a mirror of that shown.

See application file for complete search history.

**1 Claim, 4 Drawing Sheets**






FIG. 1




FIG. 2

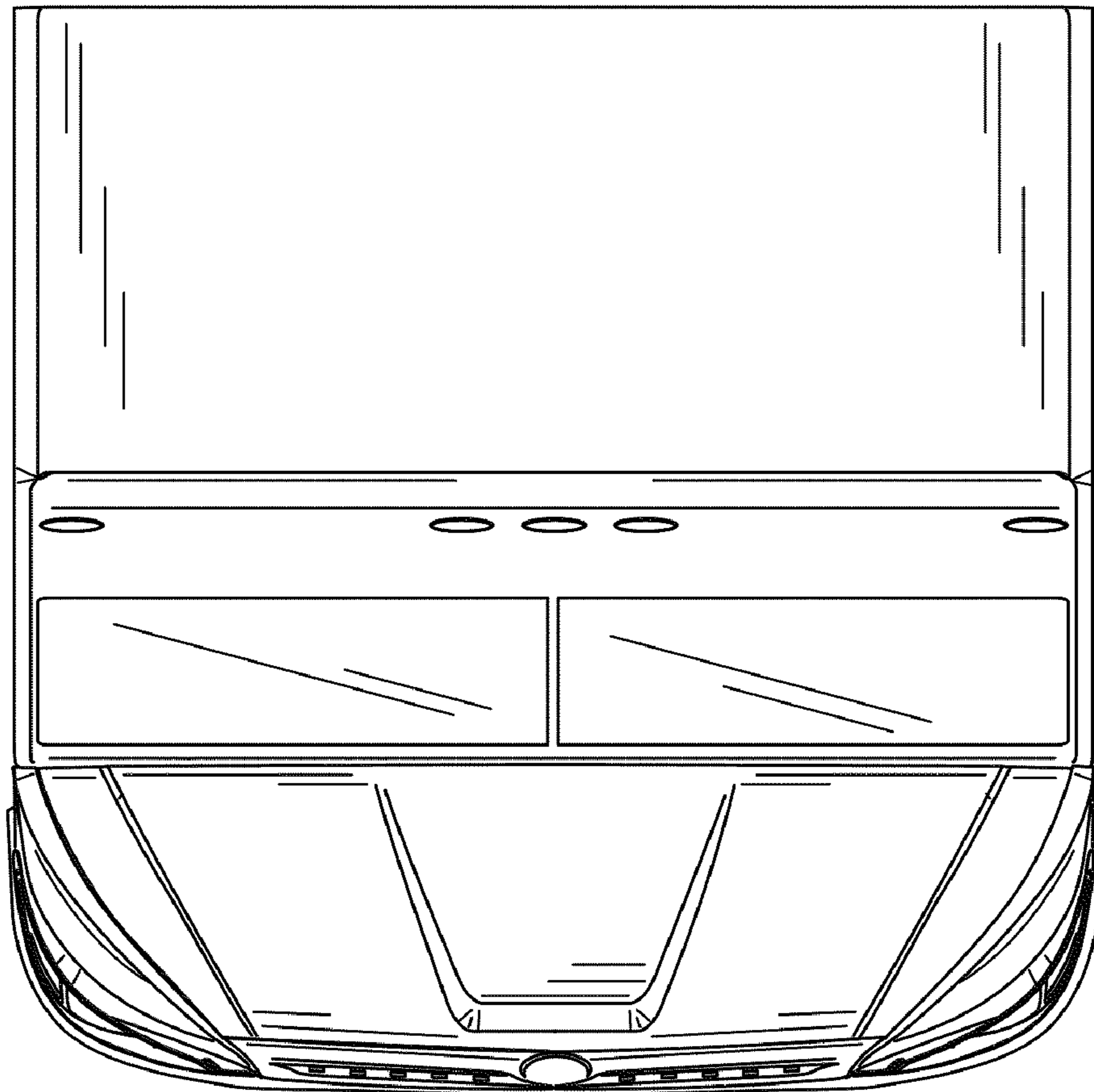


FIG. 3

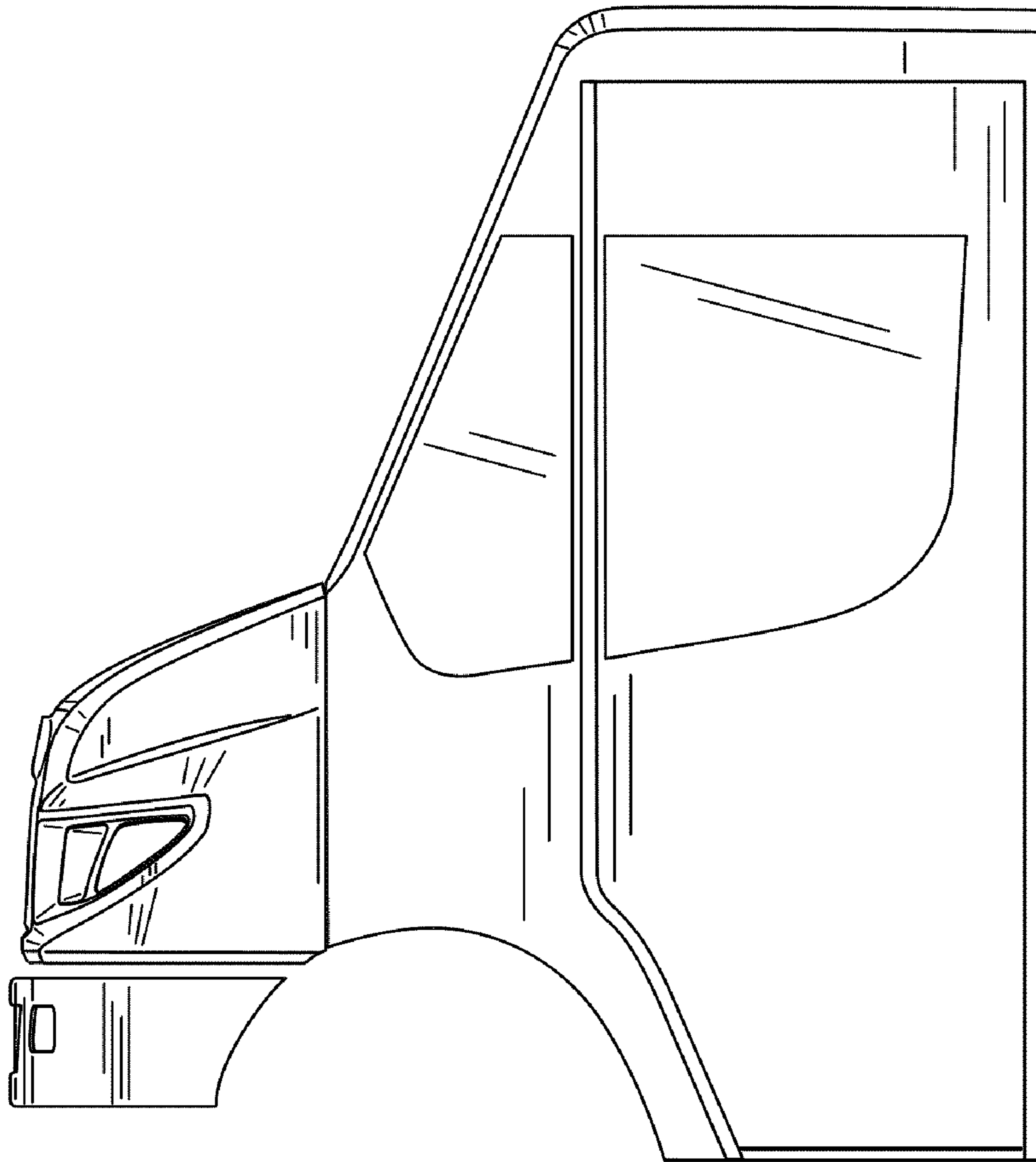


FIG. 4