

US00D642959S

(12) **United States Design Patent**
Kishi et al.

(10) **Patent No.:** **US D642,959 S**
(45) **Date of Patent:** **** Aug. 9, 2011**

- (54) **TRACK RAIL**
- (75) Inventors: **Hiroyuki Kishi**, Tokyo (JP); **Shinya Mori**, Tokyo (JP)
- (73) Assignee: **THK Co., Ltd.**, Tokyo (JP)
- (**) Term: **14 Years**
- (21) Appl. No.: **29/386,098**
- (22) Filed: **Feb. 24, 2011**

Related U.S. Application Data

- (62) Division of application No. 29/318,933, filed on May 30, 2008.

Foreign Application Priority Data

- Nov. 30, 2007 (JP) D2007-032898
- Nov. 30, 2007 (JP) D2007-032899
- Nov. 30, 2007 (JP) D2007-032900
- Nov. 30, 2007 (JP) D2007-032901
- Nov. 30, 2007 (JP) D2007-032902

- (51) **LOC (9) Cl.** **12-03**
- (52) **U.S. Cl.** **D12/50**
- (58) **Field of Classification Search** D12/49,
D12/50; 238/122, 123, 319; 384/45, 15
See application file for complete search history.

References Cited

U.S. PATENT DOCUMENTS

D27,217 S	6/1897	Heinle	
D29,683 S	11/1898	West	
D32,406 S	3/1900	Hazard	
D33,474 S	10/1900	Kofske	
749,183 A	1/1904	Guynan	
4,828,402 A *	5/1989	Osawa	384/15
5,308,167 A *	5/1994	Tsukada	384/45

5,308,168 A *	5/1994	Yamaguchi et al.	384/45
5,501,528 A	3/1996	Agari et al.	
5,622,433 A	4/1997	Suzuki et al.	
5,871,283 A *	2/1999	Isobe et al.	384/15
6,012,846 A *	1/2000	Lambertz et al.	384/15
6,019,513 A *	2/2000	Tsukada et al.	384/15
6,513,976 B2 *	2/2003	Maiss et al.	384/15
6,729,759 B2	5/2004	Shirai et al.	
7,048,443 B2 *	5/2006	Tsukada et al.	384/15
7,229,213 B2 *	6/2007	Yamaguchi et al.	384/45
7,293,916 B2 *	11/2007	Hotz	384/45
2003/0059134 A1 *	3/2003	Mochizuki et al.	384/15
2007/0041671 A1	2/2007	Michioka et al.	
2007/0269148 A1	11/2007	Michioka et al.	
2008/0083123 A1 *	4/2008	Hayashi et al.	33/1 M
2008/0089622 A1 *	4/2008	Haub	384/15
2008/0159669 A1 *	7/2008	Chen et al.	384/15
2008/0260306 A1 *	10/2008	Kuwabara	384/15
2008/0292226 A1 *	11/2008	Chen et al.	384/15
2009/0257692 A1 *	10/2009	Sattler	384/24
2009/0290818 A1 *	11/2009	Chen	384/15

* cited by examiner

Primary Examiner — T. Chase Nelson

Assistant Examiner — Ania Dworzecka

(74) *Attorney, Agent, or Firm* — Young & Thompson

CLAIM

(57) The ornamental design for a track rail, as shown and described.

DESCRIPTION

FIG. 1 is an end elevational view of a track rail showing our new design;
 FIG. 2 is a top plan view thereof;
 FIG. 3 is a bottom plan view thereof;
 FIG. 4 is a side elevational view thereof, the side opposite that shown in FIG. 4 being identical thereto;
 FIG. 5 is an enlarged end elevation view; and,
 FIG. 6 is a top, side and end perspective view thereof.

1 Claim, 3 Drawing Sheets

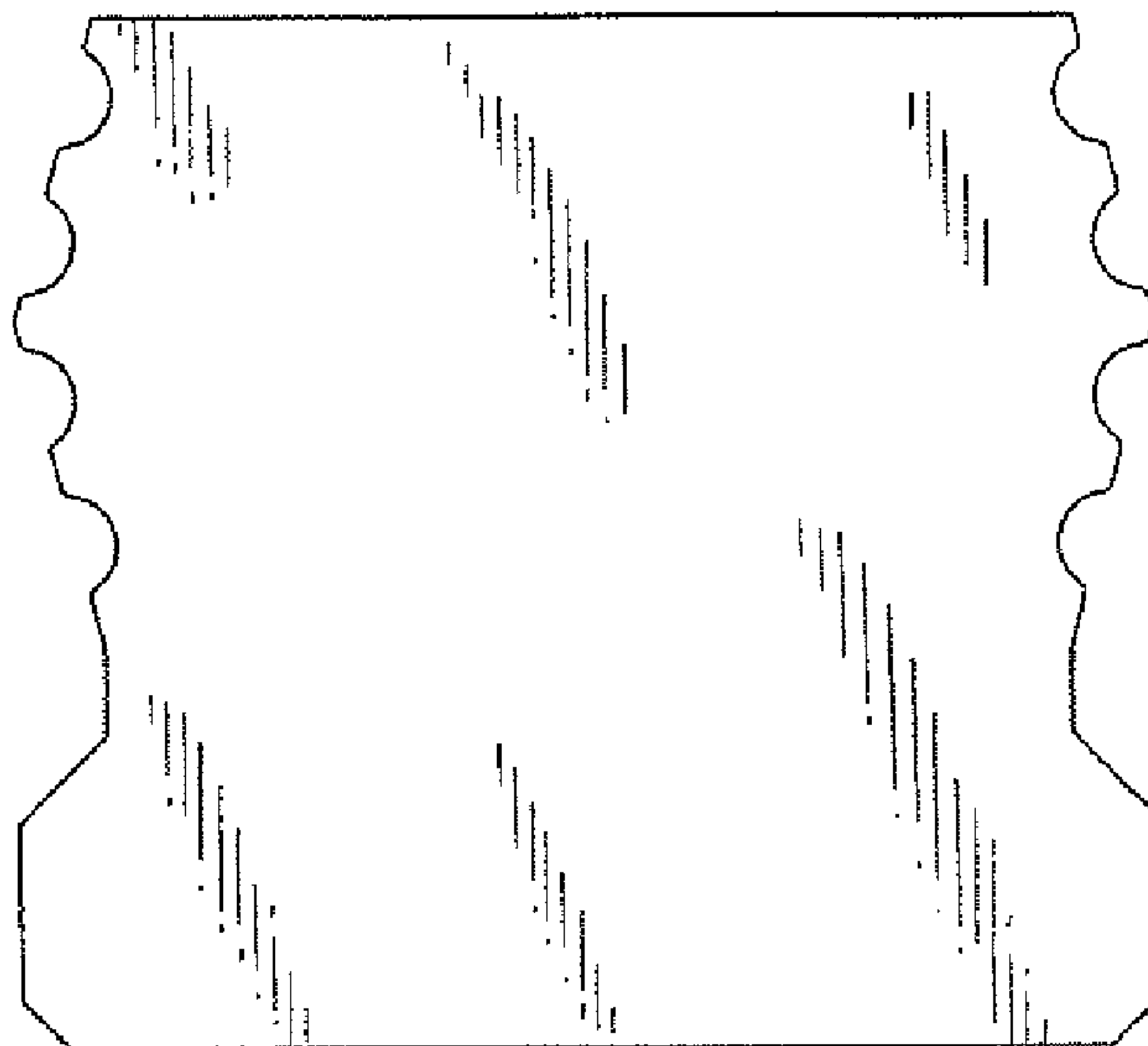


FIG. 1



FIG. 2




FIG. 3

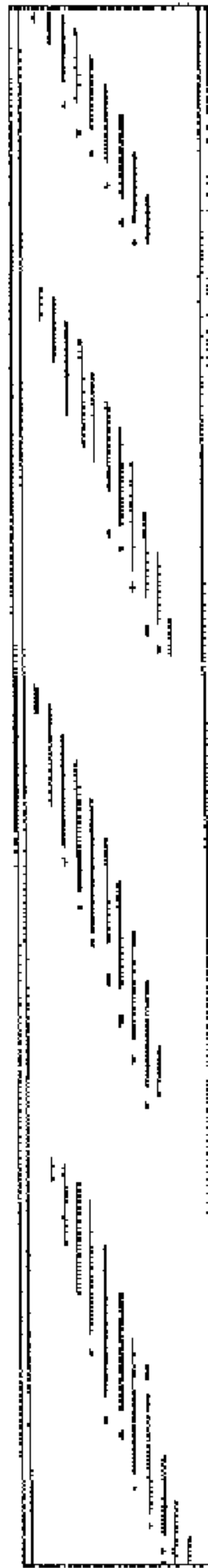


FIG. 4



FIG. 5

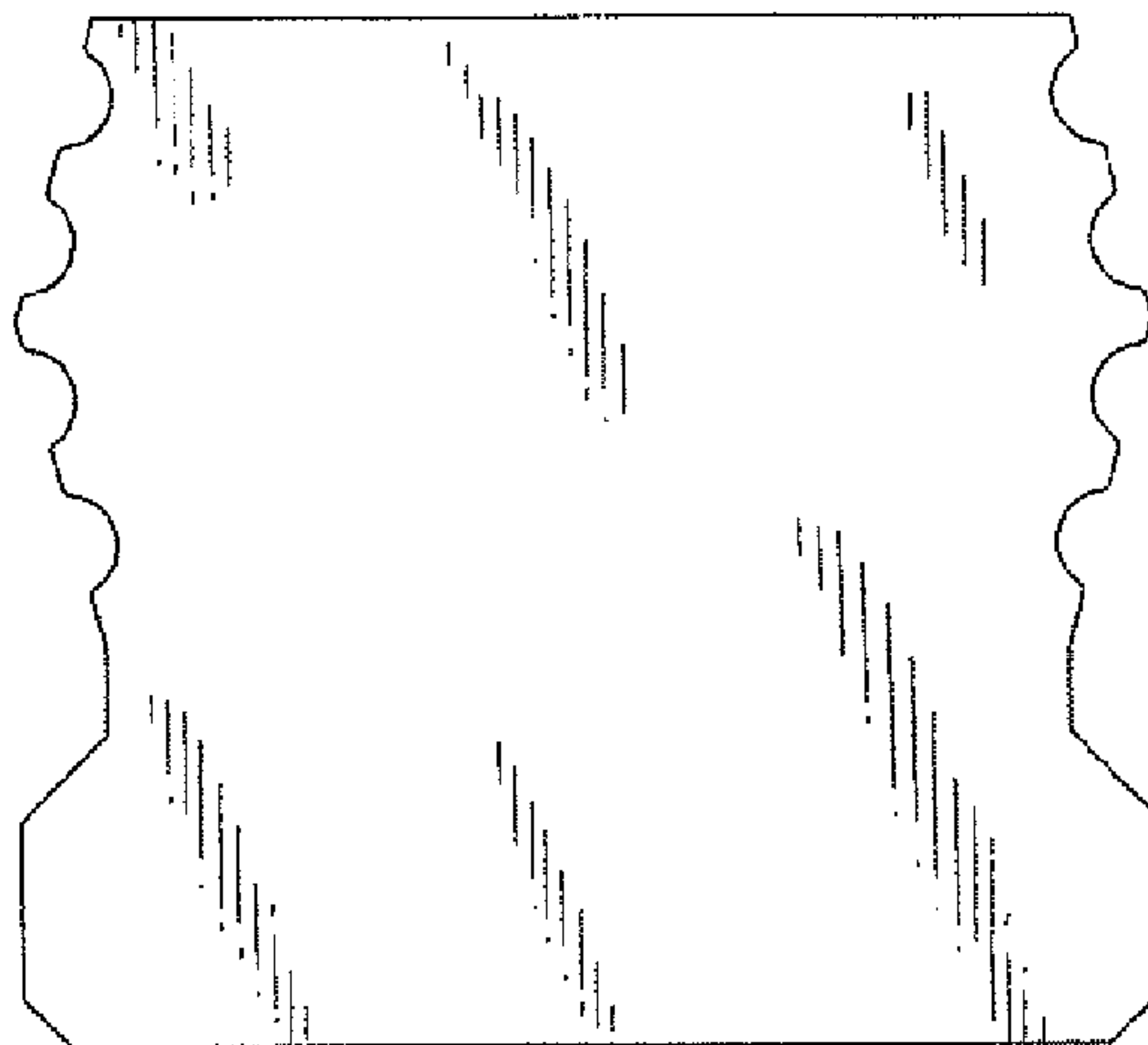


FIG. 6

