



US00D642953S

(12) **United States Design Patent**  
**Conway, Jr.**

(10) **Patent No.:** **US D642,953 S**

(45) **Date of Patent:** **\*\* Aug. 9, 2011**

(54) **BRACELET**

(75) **Inventor:** **W. Frederick Conway, Jr.**, New Albany,  
IN (US)

(73) **Assignee:** **Squire Boone Caverns, Inc.**, New  
Albany, IN (US)

(\*\*) **Term:** **14 Years**

(21) **Appl. No.:** **29/377,124**

(22) **Filed:** **Oct. 18, 2010**

(51) **LOC (9) Cl.** ..... **11-01**

(52) **U.S. Cl.** ..... **D11/3; D11/11**

(58) **Field of Classification Search** ..... D11/2-25,  
D11/26-39; 63/12, 13, 14.1, 14.2, 15;  
D30/146-152; D28/39-41; 119/856, 864  
See application file for complete search history.

(56) **References Cited**

**U.S. PATENT DOCUMENTS**

205,515 A \* 7/1878 Von Oulin ..... 119/862  
259,657 A \* 6/1882 Harmon ..... 429/239

429,569 A \* 6/1890 Haldeman ..... D30/152  
D300,675 S \* 4/1989 Sacher ..... D28/41  
D439,374 S \* 3/2001 Martin ..... D28/41  
D450,885 S \* 11/2001 Neary et al. .... D28/41  
D475,162 S \* 5/2003 Huber ..... D30/152

\* cited by examiner

*Primary Examiner* — Cathron C Brooks

*Assistant Examiner* — Melanie Levy

(74) *Attorney, Agent, or Firm* — Berenato & White, LLC

(57) **CLAIM**

I claim, the ornamental design for a bracelet, as shown and described.

**DESCRIPTION**

FIG. 1 is a perspective view of a bracelet according to my design;  
FIG. 2 is a top plan view of the bracelet shown in FIG. 1 with the bottom view being a mirror image thereof;  
FIG. 3 is a right side elevational view thereof; and,  
FIG. 4 is a left side elevational view thereof.

**1 Claim, 2 Drawing Sheets**

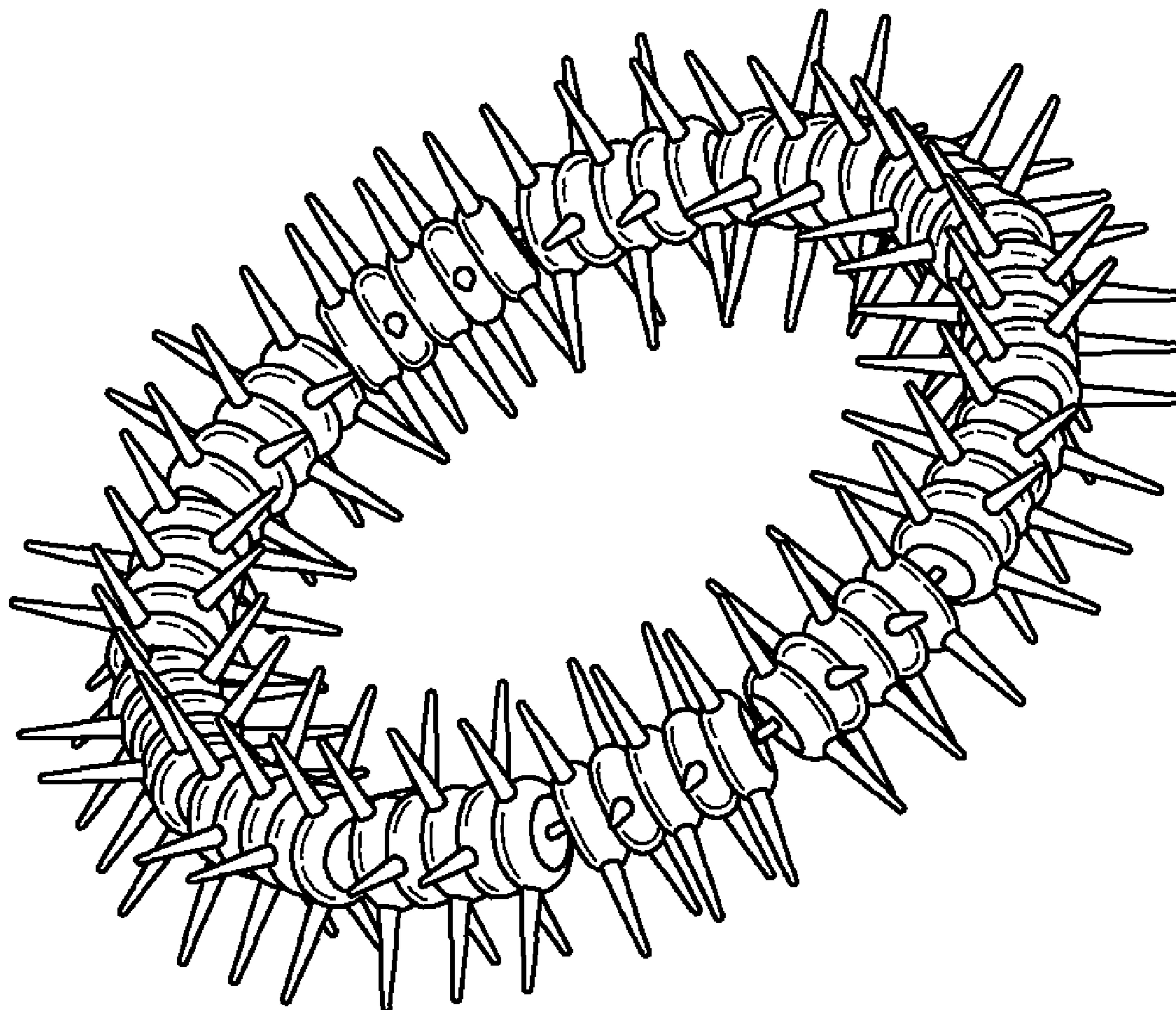


Fig. 1

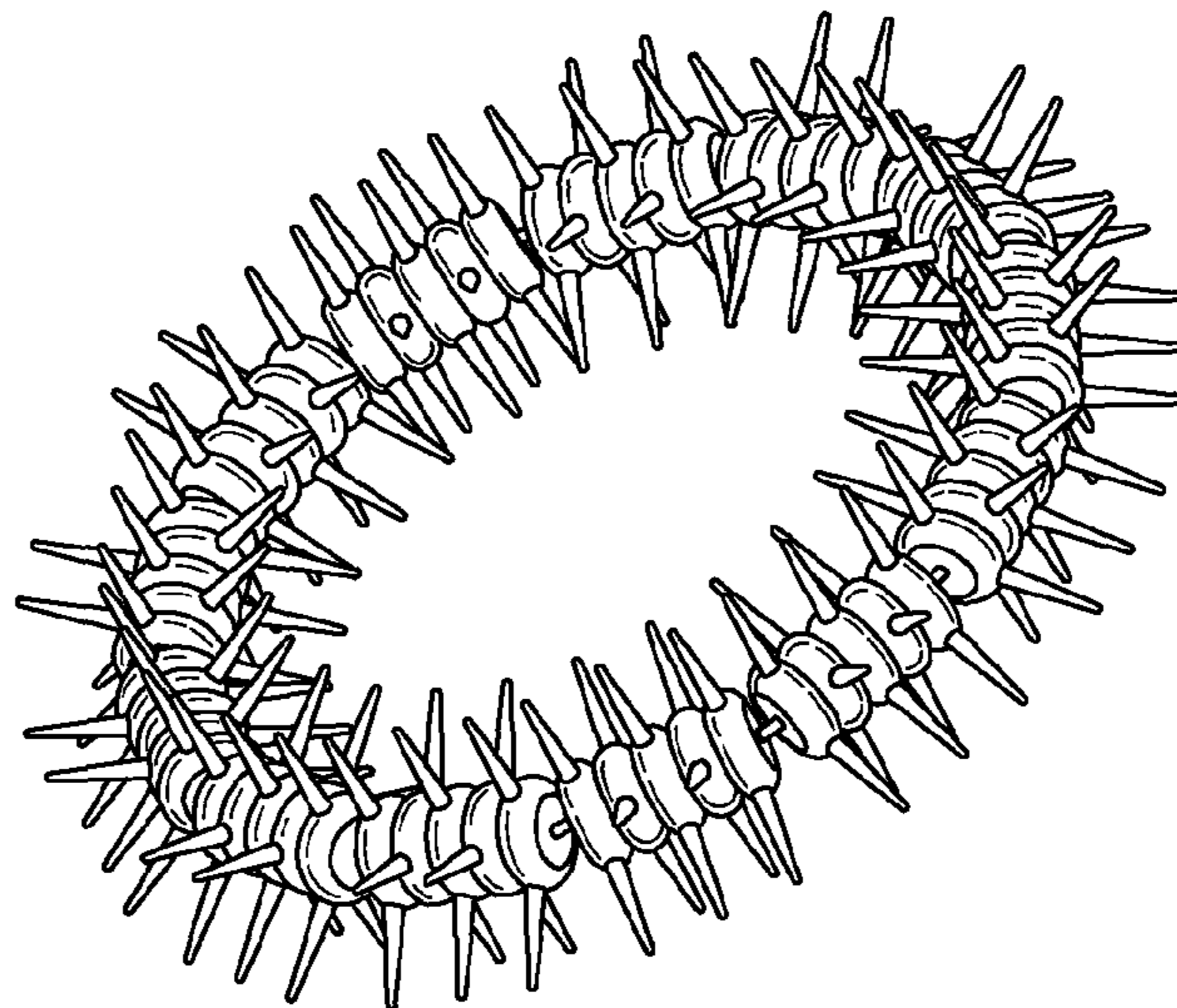


Fig. 2

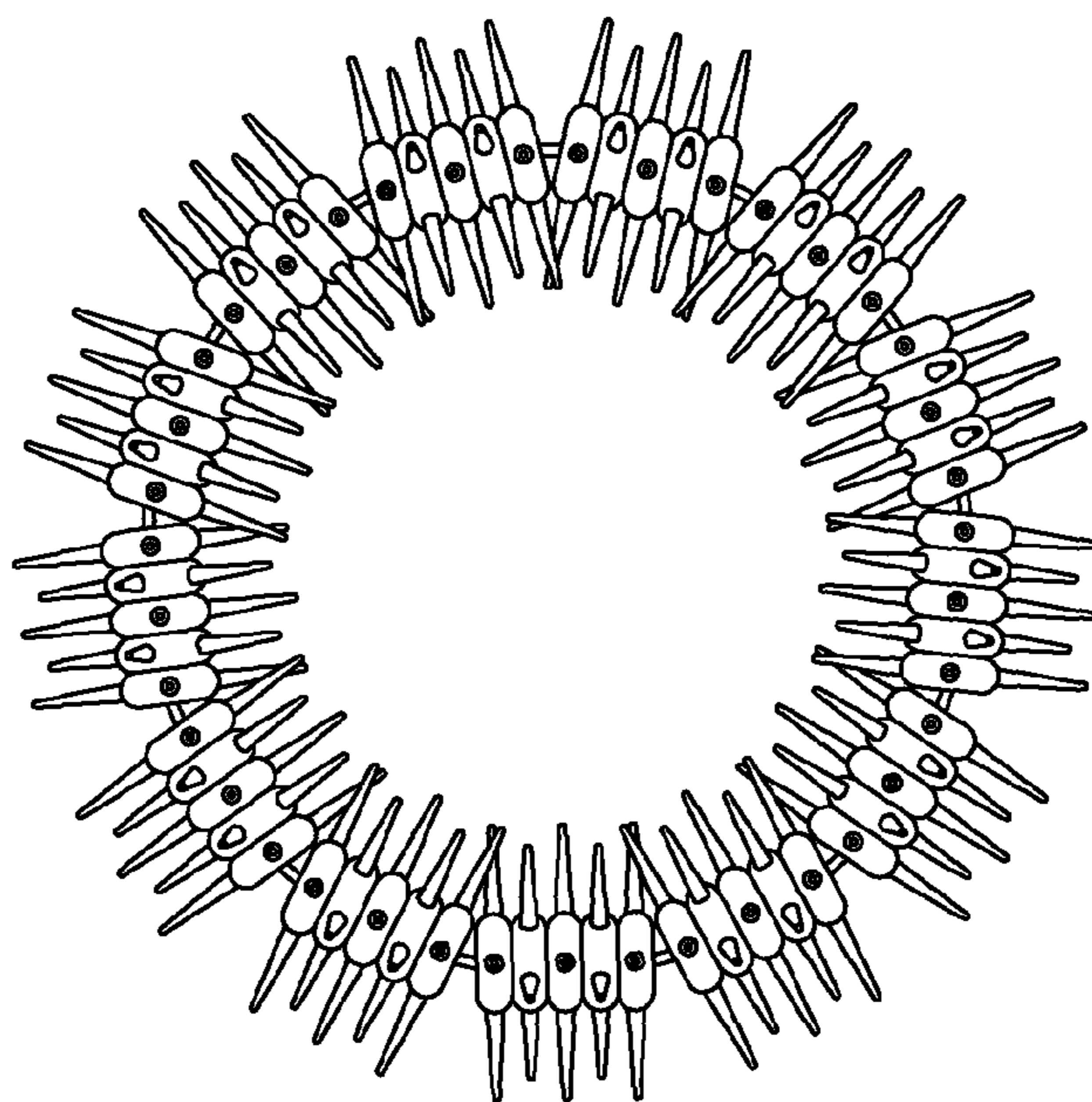


Fig. 3

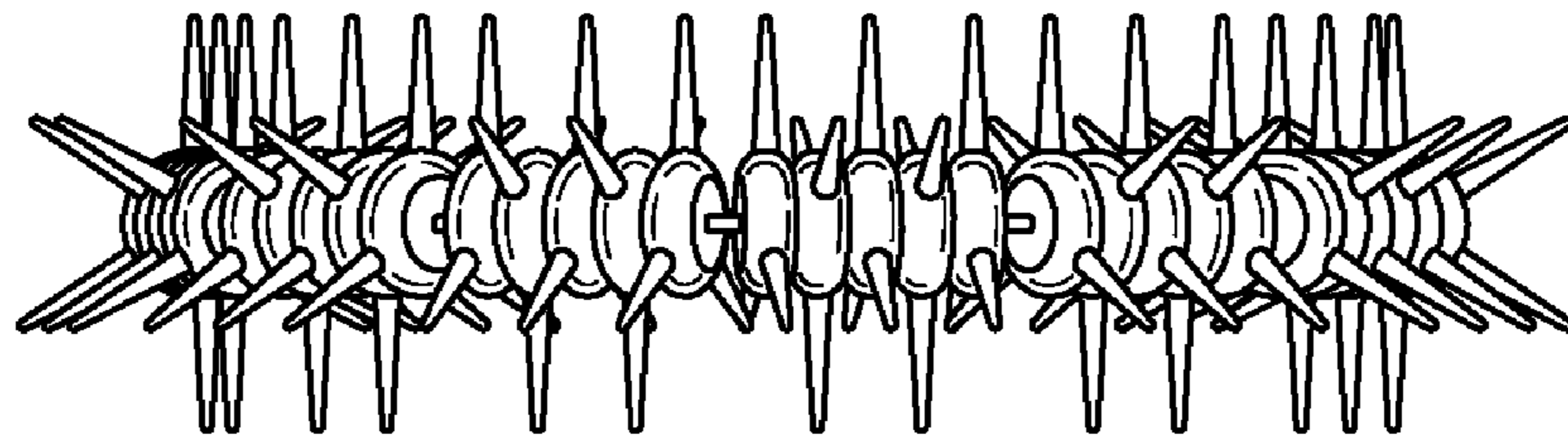


Fig. 4

