



US00D642929S

(12) **United States Design Patent**
Mansau

(10) **Patent No.:** **US D642,929 S**

(45) **Date of Patent:** **** Aug. 9, 2011**

(54) **FLASK FOR PERFUMERY PRODUCT**

(75) Inventor: **Serge Mansau**, Paris (FR)

(73) Assignee: **Parfums Givenchy**, Levallois Perret (FR)

(**) Term: **14 Years**

(21) Appl. No.: **29/372,022**

(22) Filed: **Aug. 24, 2010**

(30) **Foreign Application Priority Data**

Feb. 25, 2010 (FR) 10/1079

(51) **LOC (9) Cl.** **09-01**

(52) **U.S. Cl.** **D9/687; D9/686**

(58) **Field of Classification Search** D9/682-694,
D9/516-575, 434-454; 222/129, 135, 153.01,
222/153.03, 153.04, 153.09, 153.11-153.14,
222/182, 631, 635, 209, 211-213, 215, 321.7-321.9,
222/372, 373, 378, 379, 383.1, 384-386,
222/398, 400.7, 400.8, 401, 402.1-402.25;
215/379-384; 220/662, 665, 669-675; D28/5,
D28/76-91.1

See application file for complete search history.

(56) **References Cited**

U.S. PATENT DOCUMENTS

D69,851 S * 4/1926 Sohn D9/553
D215,817 S * 11/1969 Gorman D9/687

D255,420 S * 6/1980 Rosen D9/567
D277,549 S * 2/1985 Martinez D9/687
D281,281 S * 11/1985 Matalon D28/5
D292,066 S * 9/1987 Rodriguez Gazulla D9/687
D335,086 S * 4/1993 Wacker D9/529
D356,247 S * 3/1995 Manoukian D9/686
D425,407 S * 5/2000 Ackerman D9/687
D610,463 S * 2/2010 Duchaufour-Lawrance .. D9/687
D611,351 S * 3/2010 Mansau D9/529
D621,277 S * 8/2010 Yeo D9/686
D626,856 S * 11/2010 Manglani D9/629

FOREIGN PATENT DOCUMENTS

WO D65129-001 * 3/2004

* cited by examiner

Primary Examiner — Catherine Tuttle

(74) *Attorney, Agent, or Firm* — Stites & Harbison PLLC;
Douglas E. Jackson

(57) **CLAIM**

The ornamental design for a flask for perfumery product, as shown and described.

DESCRIPTION

FIG. 1 is a perspective front, top and left side view of a flask for perfumery product showing the new design.

FIG. 2 is front view thereof.

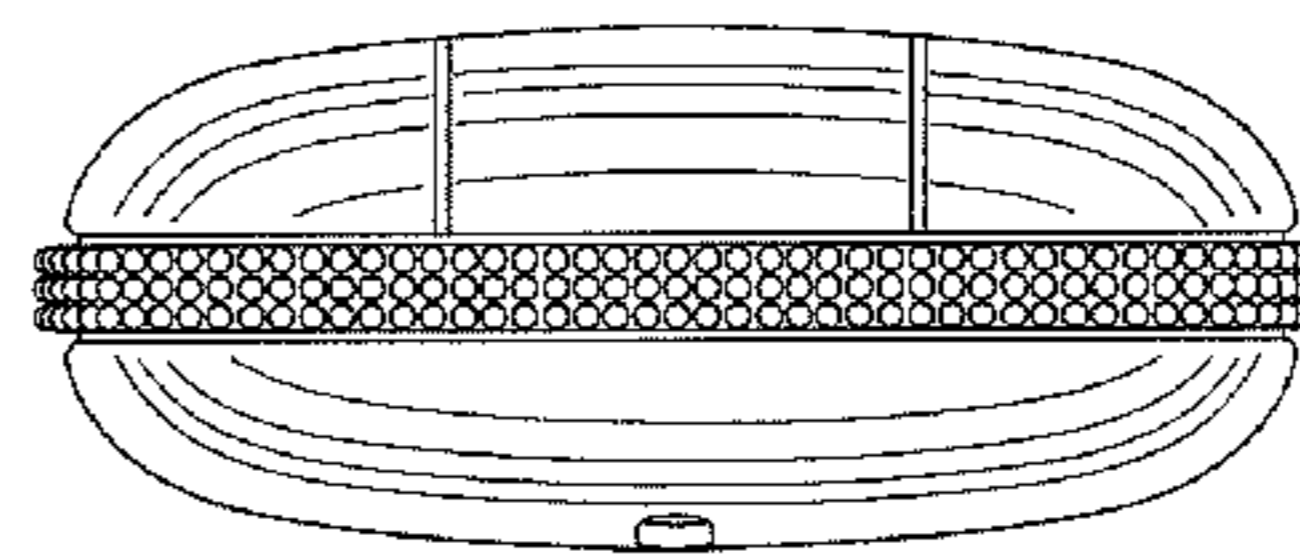
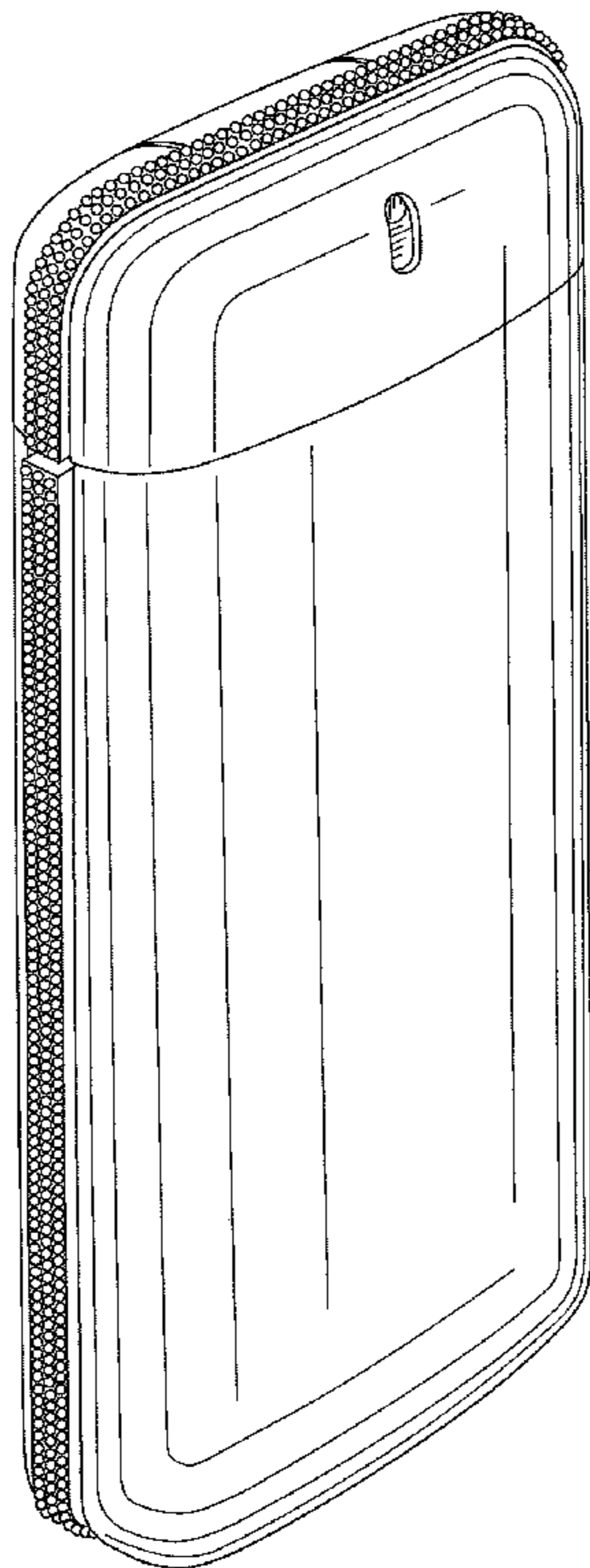
FIG. 3 is rear view thereof.

FIG. 4 is a right side view thereof, where the left side view is a mirror image.

FIG. 5 is a top view thereof; and,

FIG. 6 is a bottom view thereof.

1 Claim, 5 Drawing Sheets






FIG. 1




FIG. 2

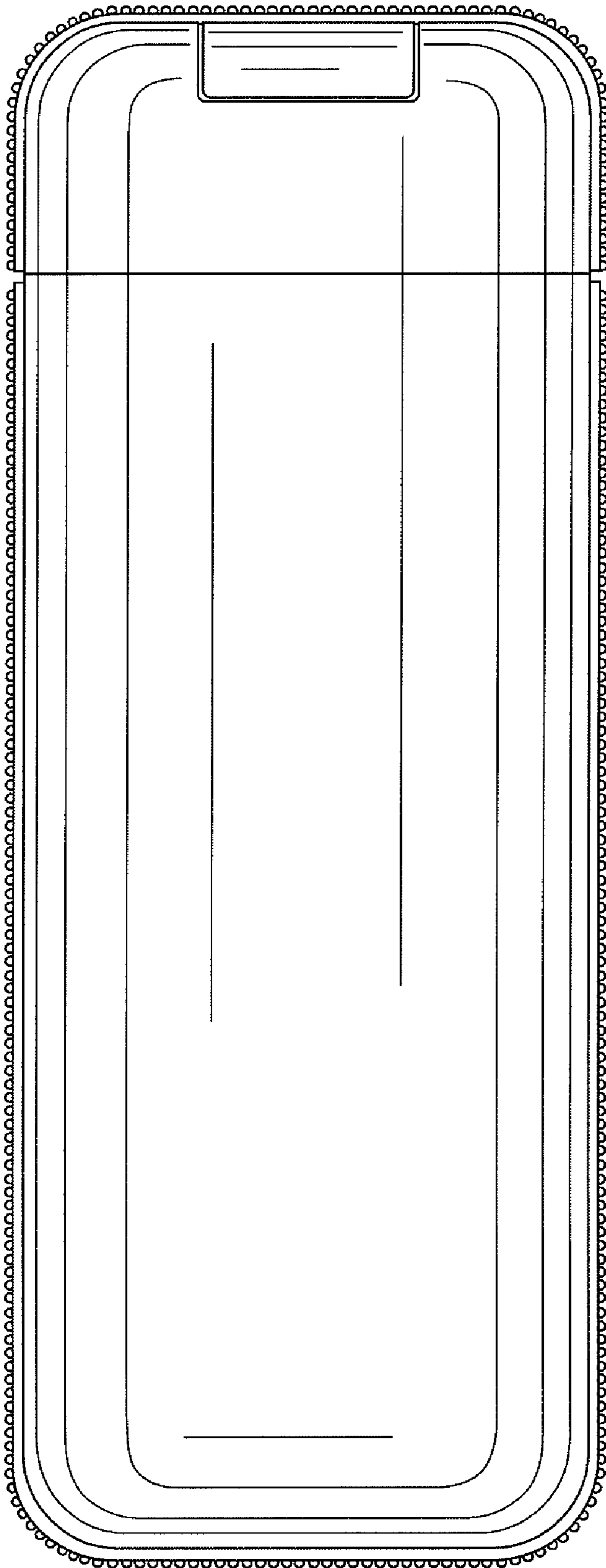


FIG. 3

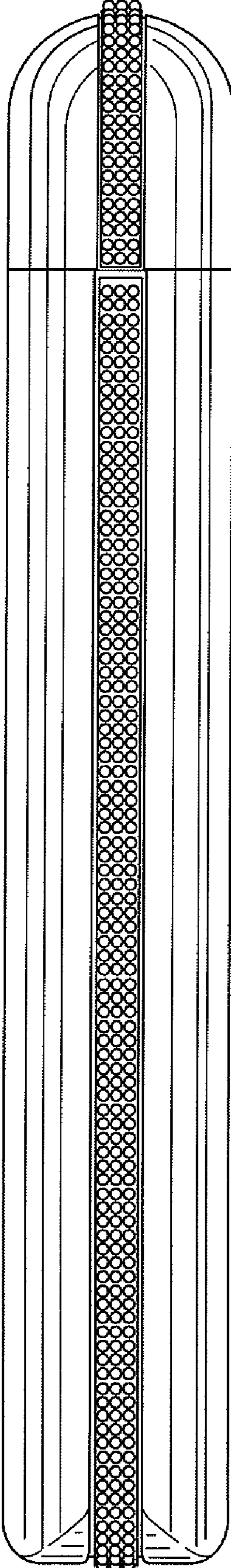


FIG. 4

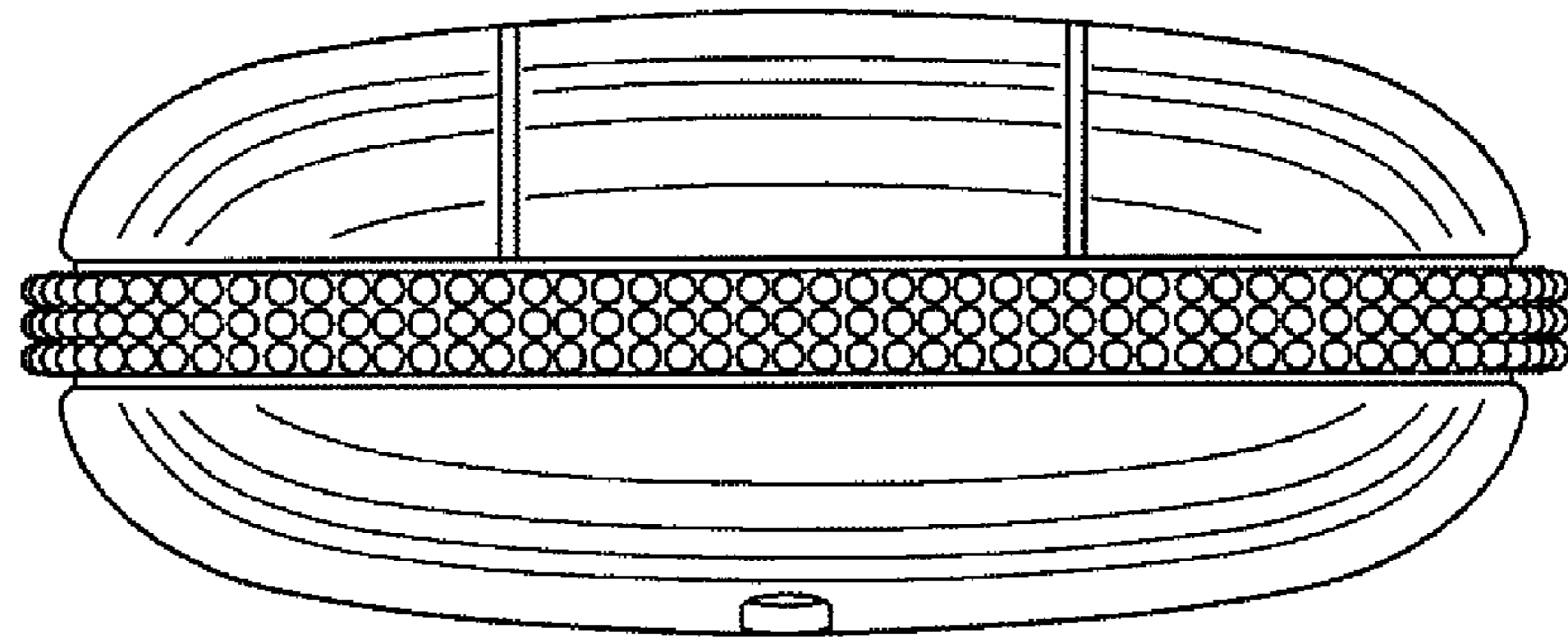


FIG. 5

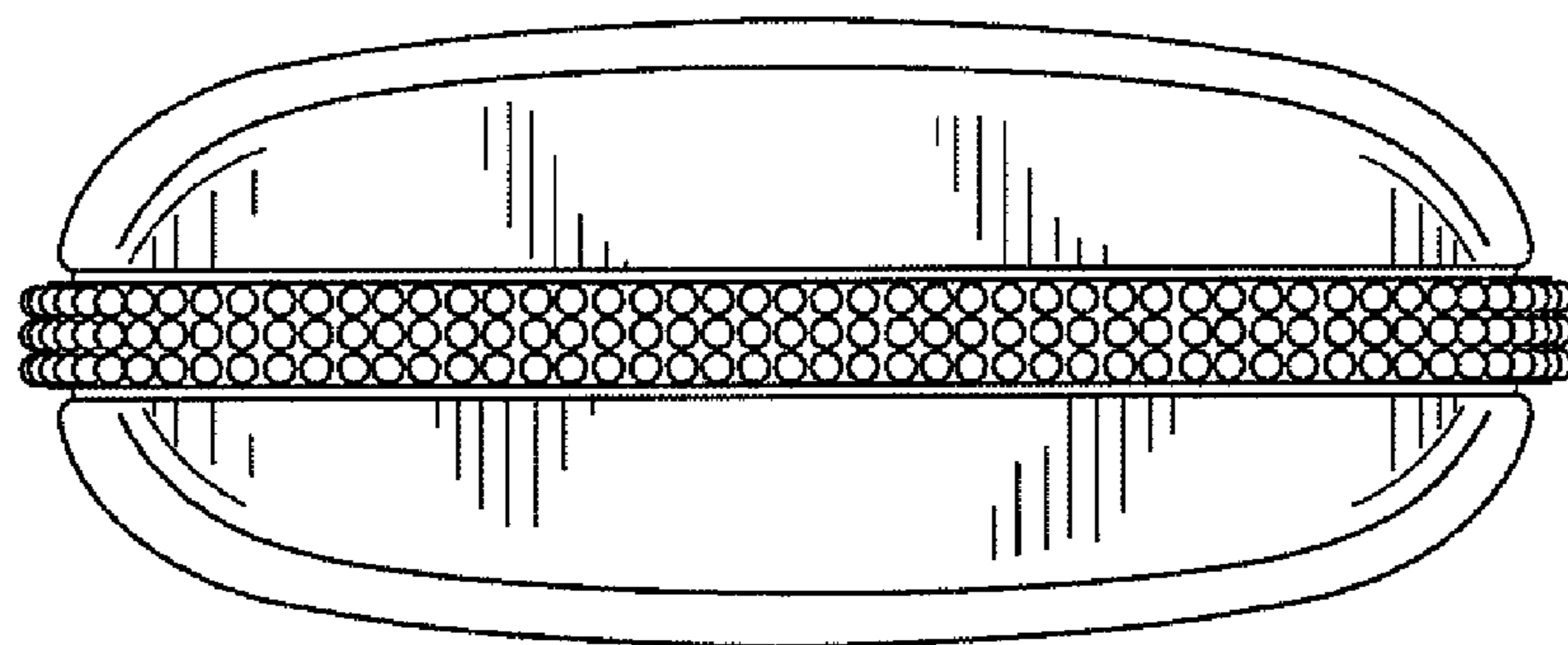


FIG. 6