



US00D642908S

(12) **United States Design Patent**
Fine et al.

(10) **Patent No.:** **US D642,908 S**

(45) **Date of Patent:** **** *Aug. 9, 2011**

(54) **CONTAINER**

(75) Inventors: **Richard Fine**, New York, NY (US);
Nathan Frank, Brooklyn, NY (US);
David Malina, Brooklyn, NY (US);
Esther C. Mun, New York, NY (US);
Scott Chapps, New York, NY (US)

(73) Assignee: **Help Remedies, Inc.**, New York, NY (US)

(*) Notice: This patent is subject to a terminal disclaimer.

(**) Term: **14 Years**

(21) Appl. No.: **29/376,943**

(22) Filed: **Oct. 14, 2010**

Related U.S. Application Data

(63) Continuation-in-part of application No. 29/348,022, filed on Nov. 17, 2009.

(51) **LOC (9) Cl.** **09-03**

(52) **U.S. Cl.** **D9/426**

(58) **Field of Classification Search** 222/173,
222/180; 221/26, 33, 45, 63, 282-284; 206/225,
206/233, 389, 391, 409, 494, 812, 824; 211/13.1,
211/45; 224/925; 242/570, 590; 248/309.1,
248/309.2, 905; D12/17, 19; D3/203.2,
D3/203.4, 273, 294, 318; D9/420, 423, 425,
D9/426, 432, 549, 721; D6/512, 515-523
See application file for complete search history.

(56) **References Cited**

U.S. PATENT DOCUMENTS

3,294,222	A	*	12/1966	Hodgson	206/534.1
D245,579	S	*	8/1977	Jewell	D9/420
D276,794	S	*	12/1984	Urion	D9/420
D278,412	S	*	4/1985	Yeung	D9/420
D281,827	S	*	12/1985	Bakic	D28/83
D285,177	S	*	8/1986	Goetz	D9/420
D285,414	S	*	9/1986	Goetz et al.	D9/420

D298,668	S	*	11/1988	Trabattoni	D28/83
D309,431	S	*	7/1990	Sheehan	D9/424
D311,333	S	*	10/1990	Fultz et al.	D9/423
D326,226	S	*	5/1992	Gerhart	D9/423
D333,727	S	*	3/1993	Schurman	D3/292
D373,952	S	*	9/1996	Exarhos et al.	D9/423
D425,294	S	*	5/2000	Haverstick	D3/203.1
6,199,559	B1	*	3/2001	Nikolaus et al.	132/294
D462,809	S	*	9/2002	LaSpina et al.	D28/78
D478,397	S	*	8/2003	Bakic	D28/83
D478,689	S	*	8/2003	Thorpe	D28/83

(Continued)

Primary Examiner — Thomas J Johannes

(74) *Attorney, Agent, or Firm* — Robert L. Epstein; Epstein Drangel LLP

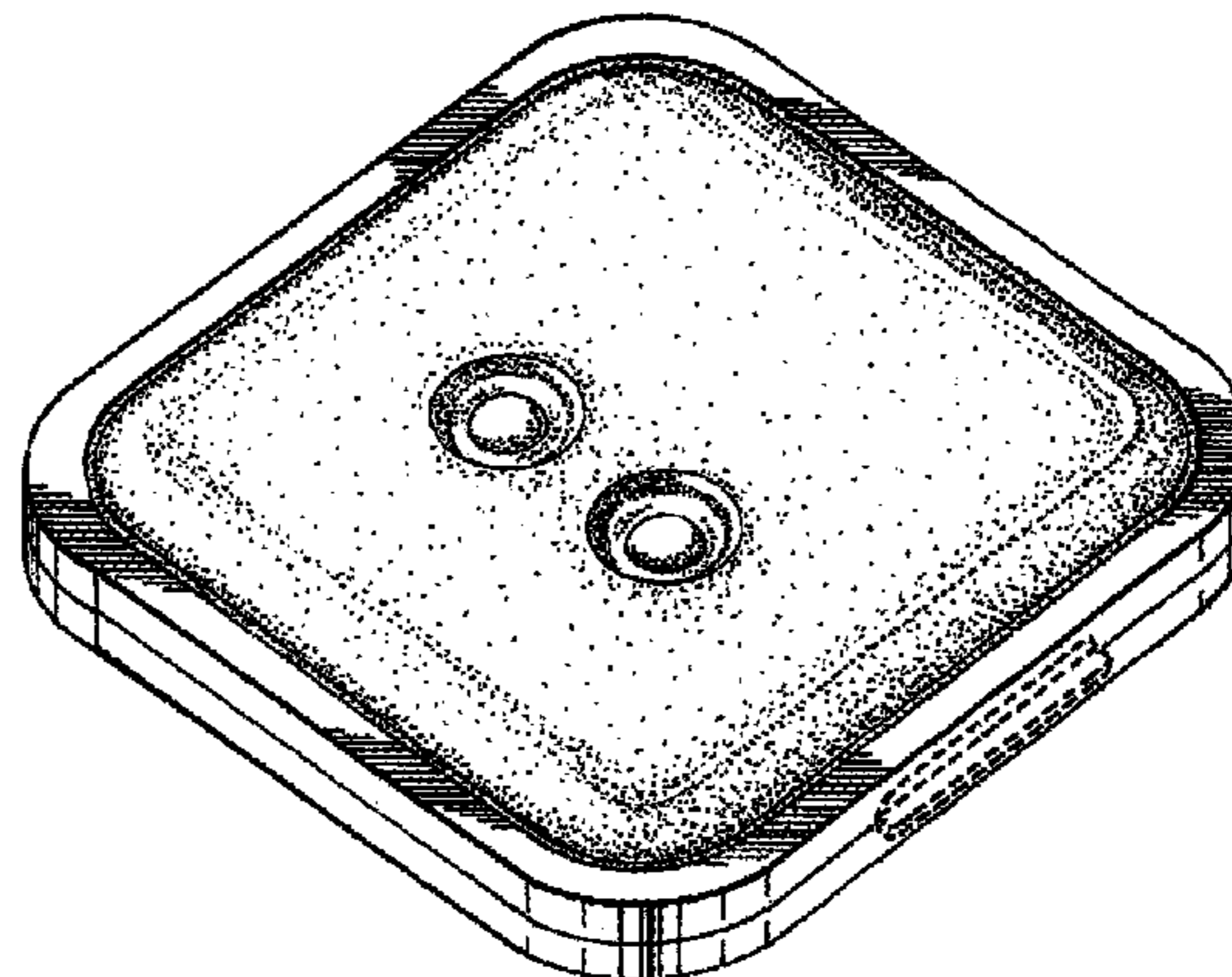
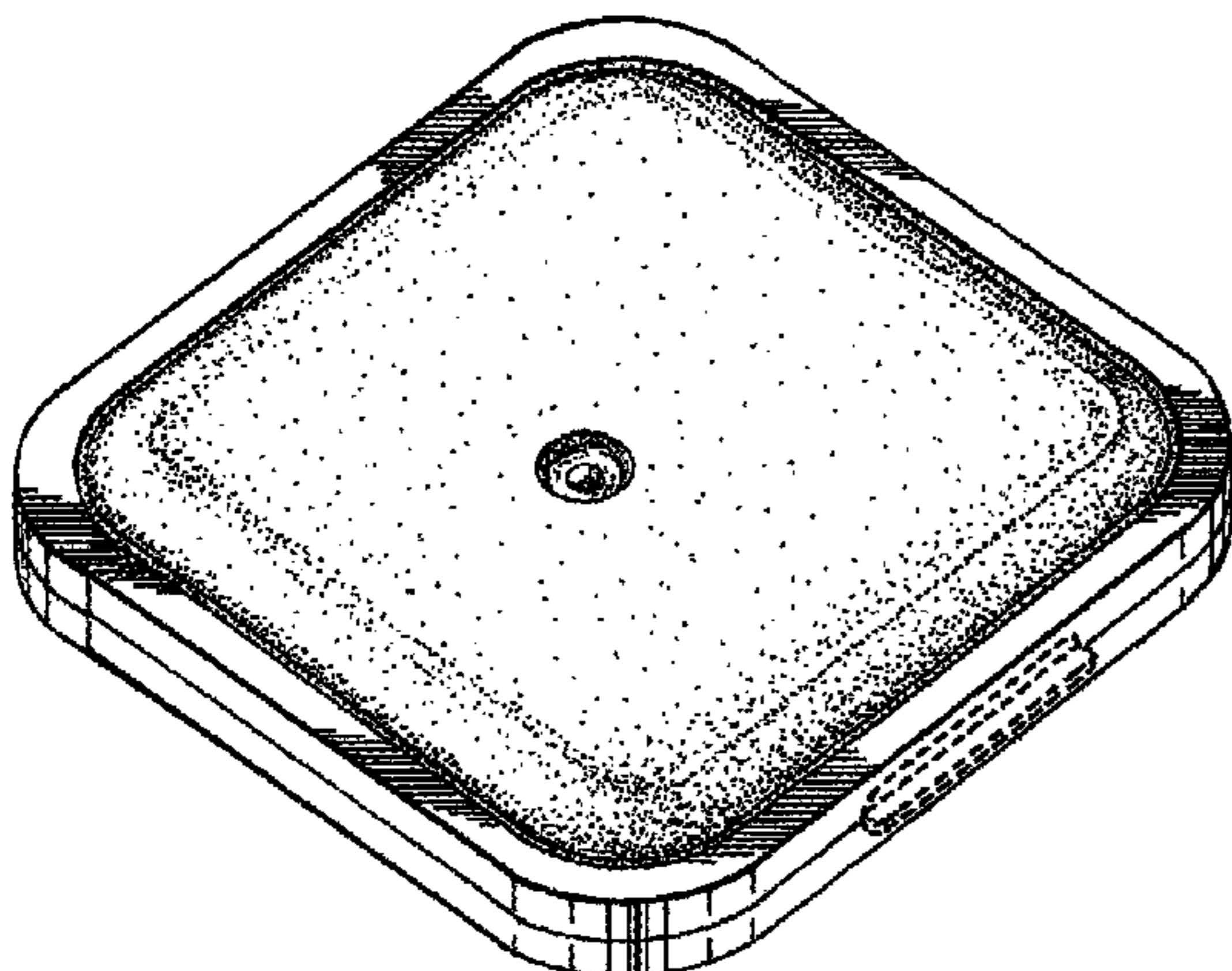
(57) **CLAIM**

The ornamental design for a container, substantially as shown and described.

DESCRIPTION

FIG. 1 is a perspective view of a first embodiment of a container showing our new design;
FIG. 2 is a top elevation view thereof;
FIG. 3 is a bottom elevation view thereof;
FIG. 4 is a front elevation view thereof;
FIG. 5 is a rear elevation view thereof;
FIG. 6 is a side elevation thereof;
FIG. 7 is an opposite side elevation view thereof;
FIG. 8 is a perspective view of a second embodiment of a container showing our new design;
FIG. 9 is top elevation view thereof;
FIG. 10 is a bottom elevation view thereof;
FIG. 11 is a front elevation view thereof;
FIG. 12 is a rear elevation view thereof;
FIG. 13 is a side elevation view thereof; and,
FIG. 14 is an opposite side elevation view thereof.
The stippling shown in the figures is for shading purposes only; and, the broken line portion of the figure drawings is included to show unclaimed subject matter only and forms no part of the claimed design.

1 Claim, 4 Drawing Sheets



US D642,908 S

Page 2

U.S. PATENT DOCUMENTS

D479,016 S *	8/2003	Sgariboldi	D28/78	D552,982 S *	10/2007	Liebe	D9/420
D497,074 S *	10/2004	Dardashti	D6/632	D565,298 S *	4/2008	Braun	D3/273
D514,308 S *	2/2006	Wahl et al.	D3/203.2	D566,395 S *	4/2008	Langer et al.	D3/294
D527,182 S *	8/2006	Ham	D3/294	D567,032 S *	4/2008	Gilbert	D7/629
D540,666 S *	4/2007	Ramirez et al.	D9/423	D592,667 S *	5/2009	Sheba	D14/435
D544,342 S *	6/2007	Liebe	D9/420	D596,935 S *	7/2009	Golota et al.	D9/420
D548,969 S *	8/2007	Bramley	D3/294				

* cited by examiner

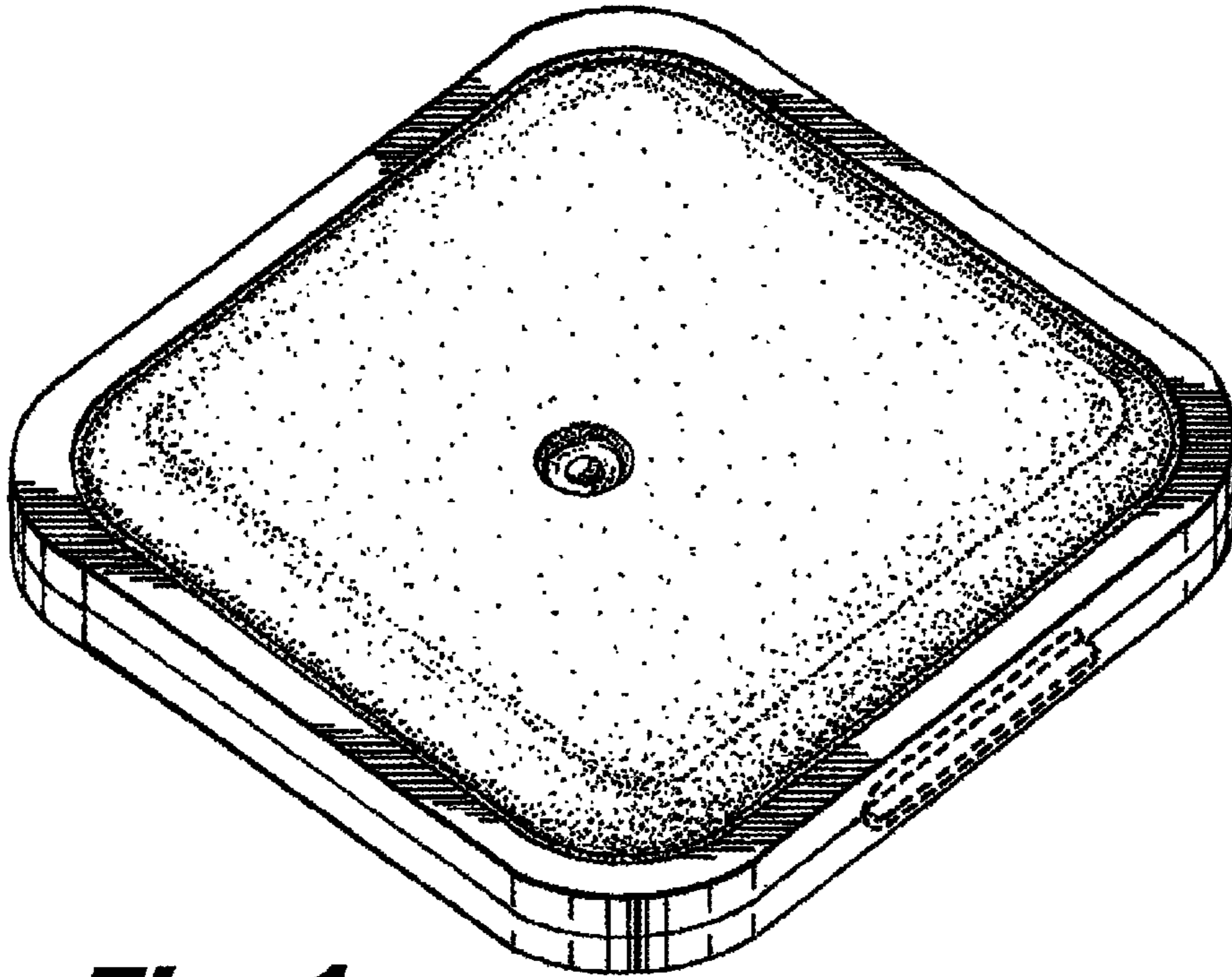


Fig. 1

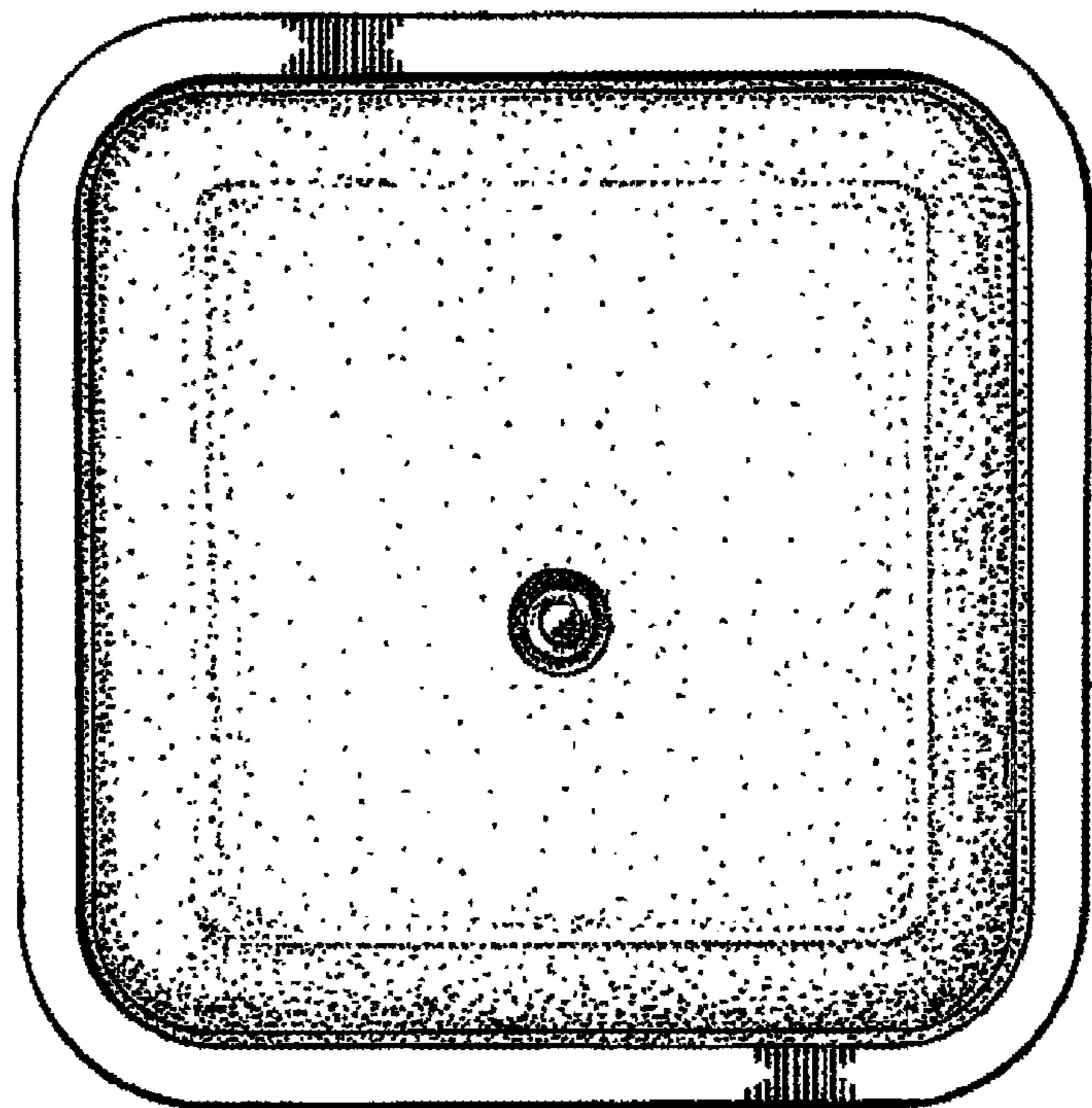


Fig. 2

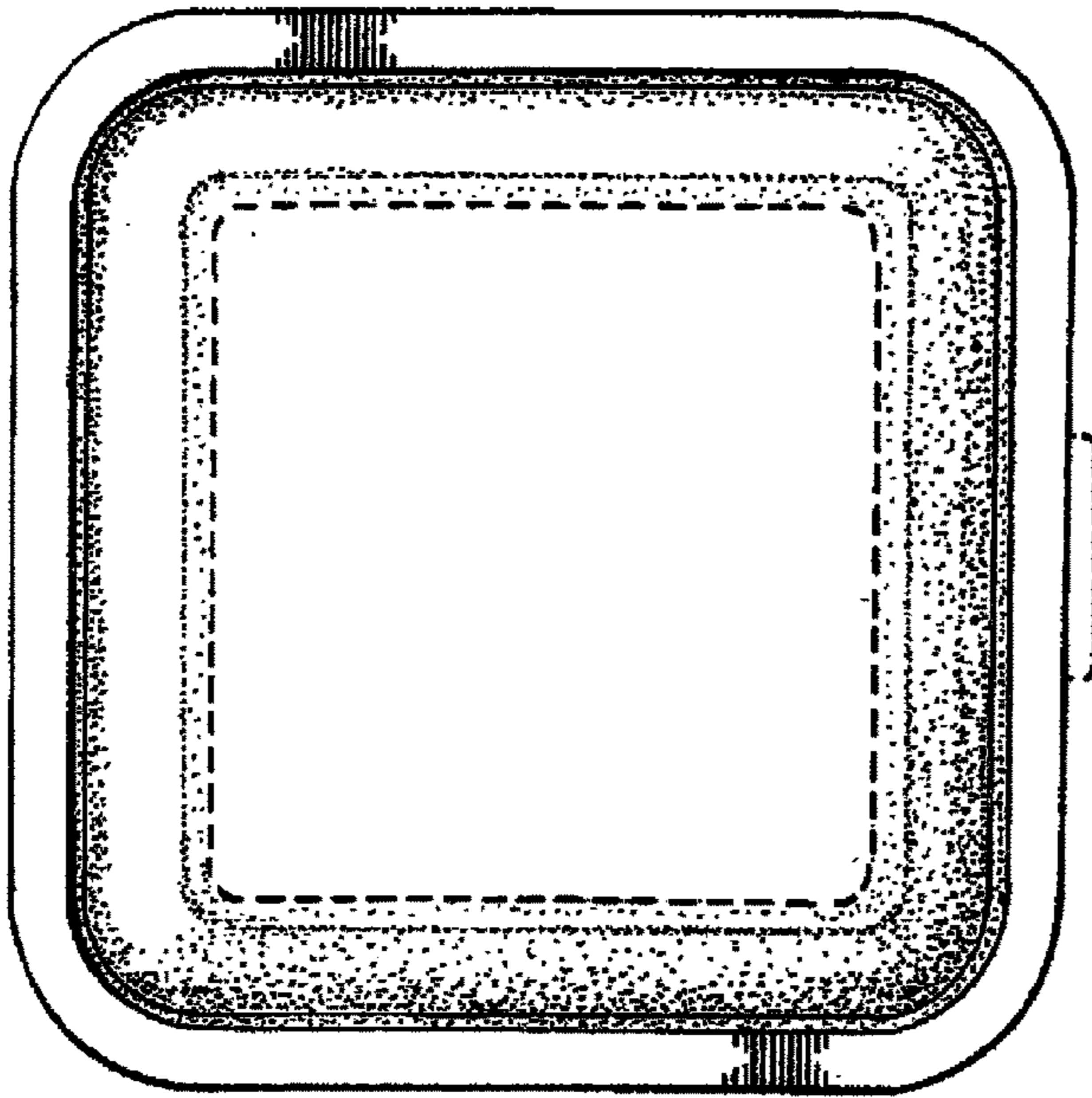


Fig. 3




Fig. 4




Fig. 5




Fig. 6




Fig. 7

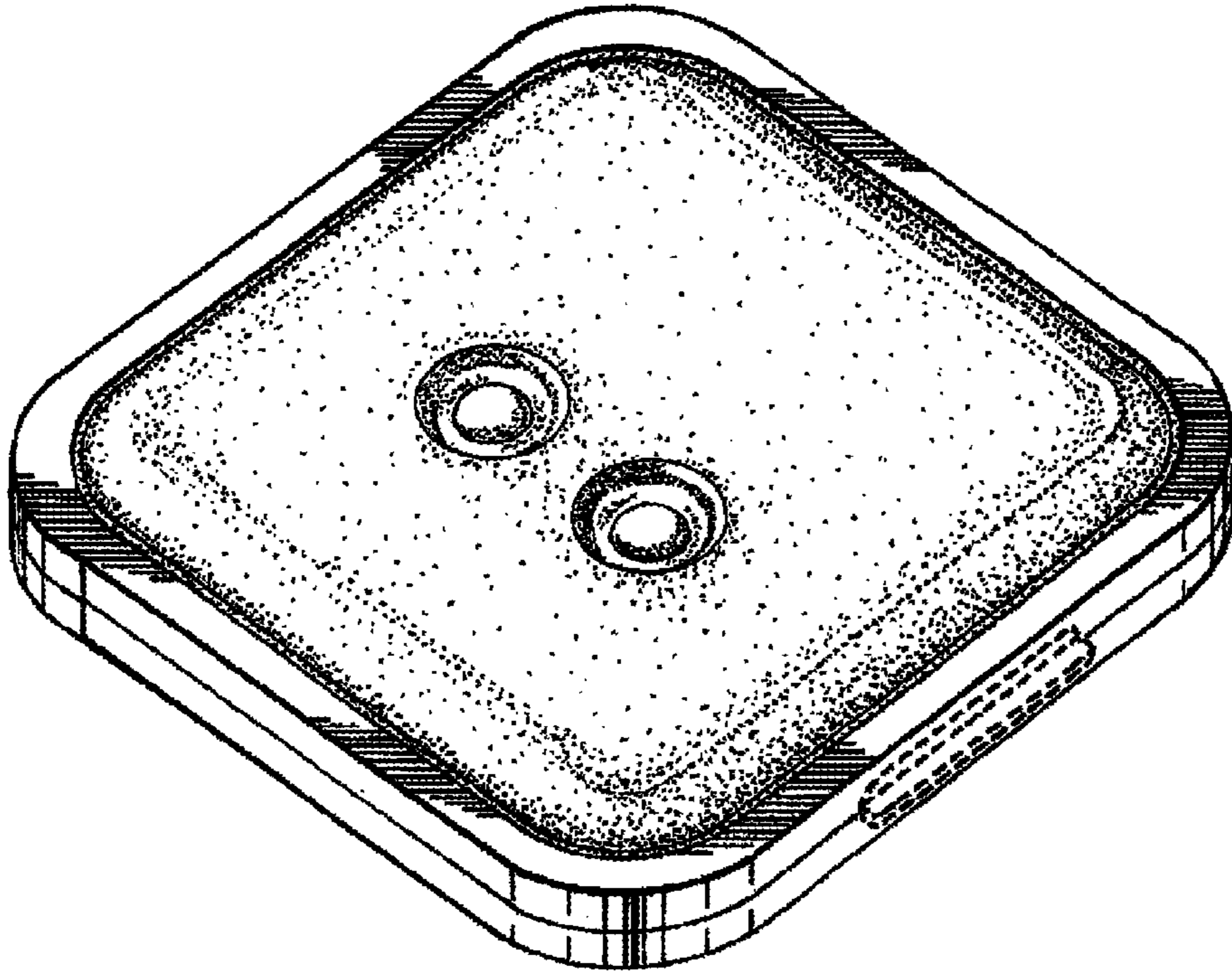


Fig. 8

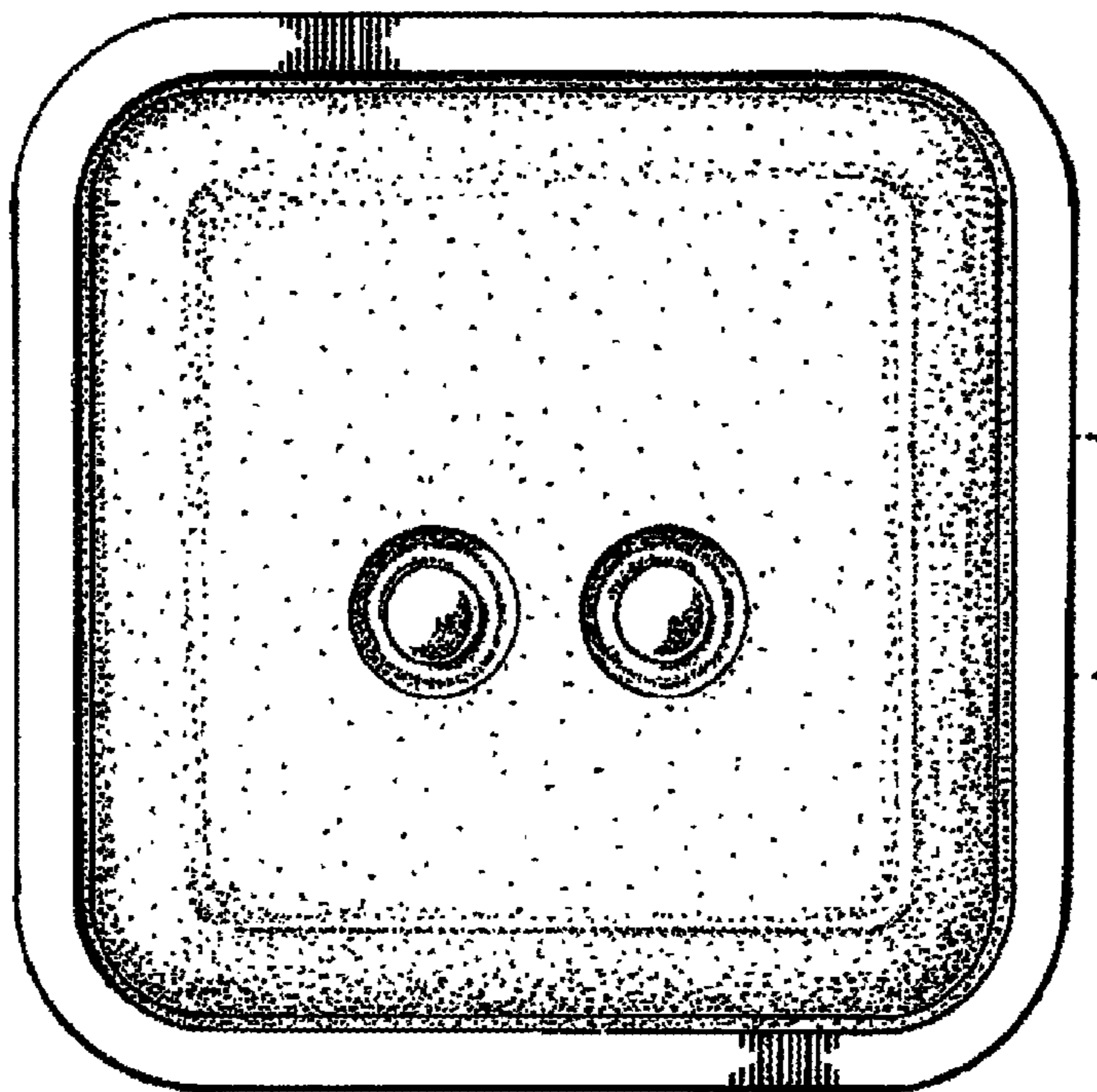


Fig. 9

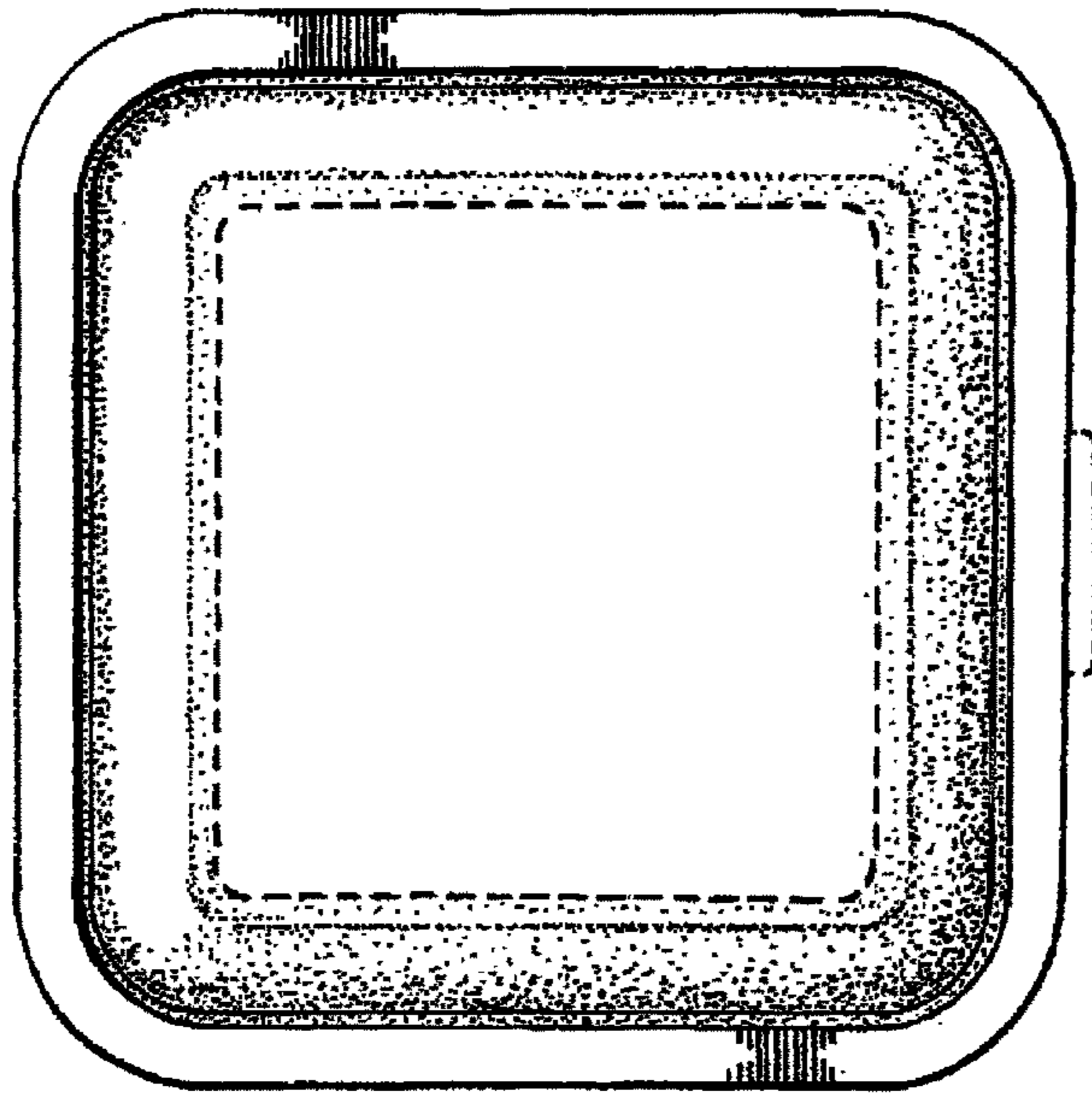


Fig. 10




Fig. 11




Fig. 12




Fig. 13




Fig. 14