



US00D642891S

(12) **United States Design Patent**
Roe et al.

(10) **Patent No.:** **US D642,891 S**

(45) **Date of Patent:** **** Aug. 9, 2011**

(54) **CABINET AND/OR DRAWER PULL**

(75) Inventors: **Megan Roe**, Roswell, GA (US); **Ryan Bishop**, Roswell, GA (US); **Jason Begin**, Roswell, GA (US)

(73) Assignee: **Newell Operating Company**, Atlanta, GA (US)

(**) Term: **14 Years**

(21) Appl. No.: **29/368,206**

(22) Filed: **Aug. 20, 2010**

(51) **LOC (9) Cl.** **08-06**

(52) **U.S. Cl.** **D8/317**

(58) **Field of Classification Search** D8/300,
D8/303, 313, 315, 316, 317, 319, 320, DIG. 1;
16/110.1, 415, 412, 424; 292/336.3; D99/11;
D6/549; D7/394

See application file for complete search history.

(56) **References Cited**

U.S. PATENT DOCUMENTS

D47,068 S	3/1915	Burns	
D100,034 S *	6/1936	McCormick	D8/318
2,345,371 A *	3/1944	Amrine	16/444
D178,163 S *	6/1956	Van Koert	D8/317
D189,125 S *	11/1960	Faber	D8/317
D198,201 S *	5/1964	Clayton	D8/317
D222,232 S *	10/1971	Horgan, Jr.	D8/316
D238,478 S *	1/1976	Clayton	D8/317
D330,838 S *	11/1992	Heili et al.	D8/300
D342,436 S *	12/1993	Cook et al.	D8/317
5,303,451 A *	4/1994	Graviss et al.	16/412
D355,837 S	2/1995	Chieda	
D411,729 S *	6/1999	Langmuir et al.	D8/320
D431,444 S *	10/2000	Short	D8/316
D437,202 S *	2/2001	O'Neil	D8/317
D542,116 S	5/2007	Ricereto et al.	
D563,763 S *	3/2008	Kelly	D8/319
D579,749 S	11/2008	Jou	

D580,252 S	11/2008	Hoernig	
D580,735 S	11/2008	Matijevic	
D580,736 S	11/2008	Matijevic	
D580,737 S	11/2008	Singtoroj	
D582,749 S *	12/2008	Frazier	D8/315
D584,127 S	1/2009	Matijevic	
D587,556 S	3/2009	Marks	
D587,982 S *	3/2009	Mattson et al.	D8/317
D589,776 S	4/2009	Camp	
D592,483 S	5/2009	Ricereto	
D592,484 S	5/2009	Ricereto	
D597,820 S *	8/2009	Kirk	D8/317
D600,997 S	9/2009	McConnell	
D602,334 S	10/2009	Hanes	
D602,335 S	10/2009	Hanes	
D604,586 S	11/2009	Rauk et al.	
D621,238 S	8/2010	Rauk et al.	

* cited by examiner

Primary Examiner — Paula Greene

(74) *Attorney, Agent, or Firm* — Taft Stettinius & Hollister LLP

(57) **CLAIM**

We claim the ornamental design for a cabinet and/or drawer pull, as shown and described.

DESCRIPTION

FIG. 1 is a perspective view of a cabinet and/or drawer pull of the present claimed design;

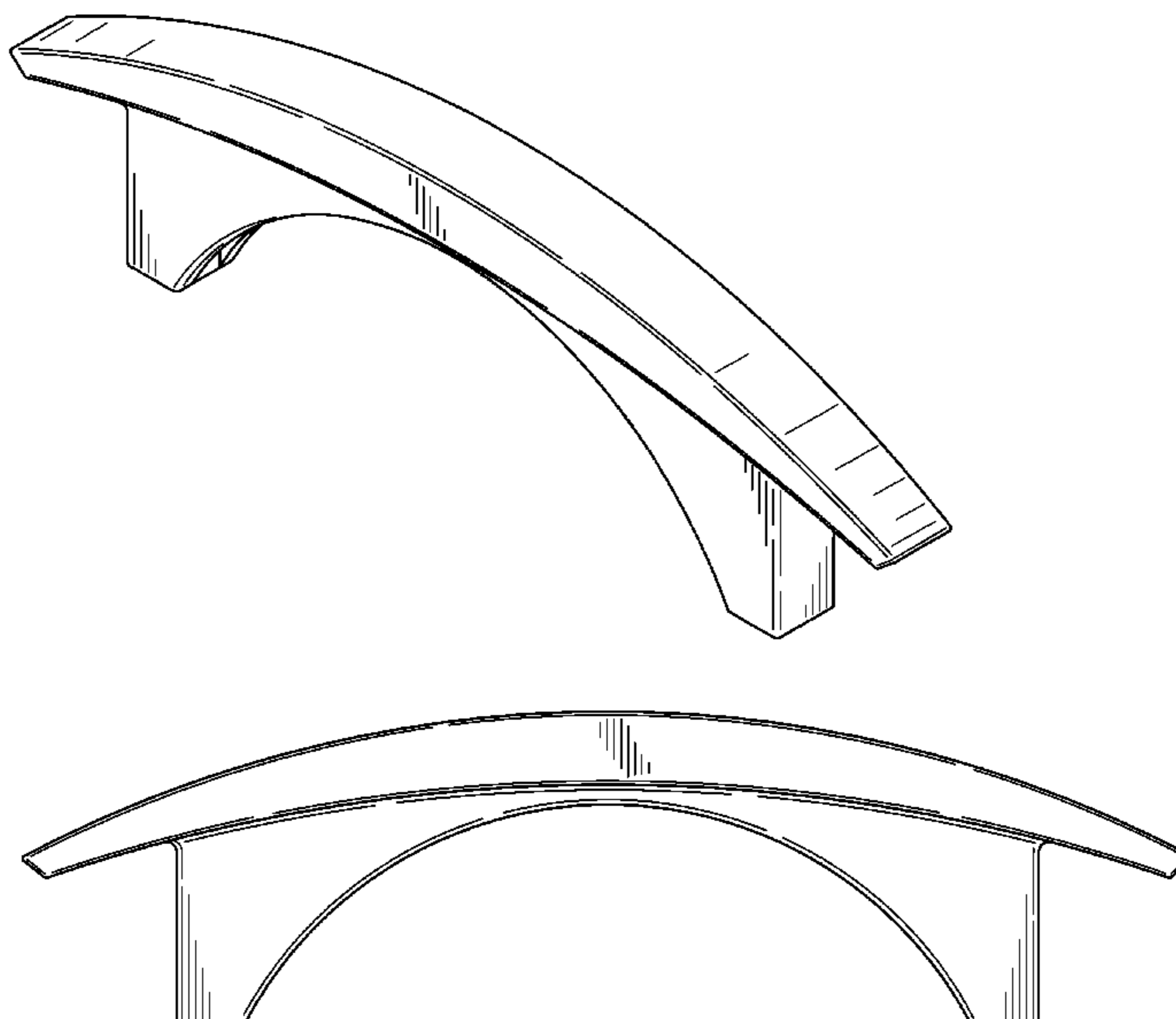
FIG. 2 is a side elevation view of the cabinet and/or drawer pull shown in FIG. 1, the opposite side elevation view being identical thereto;

FIG. 3 is a front elevation view of the cabinet and/or drawer pull shown in FIG. 1 the opposite rear elevation view being identical thereto;

FIG. 4 is a top plan view of the cabinet and/or drawer pull shown in FIG. 1; and,

FIG. 5 is a bottom plan view of the cabinet and/or drawer pull shown in FIG. 1.

1 Claim, 3 Drawing Sheets



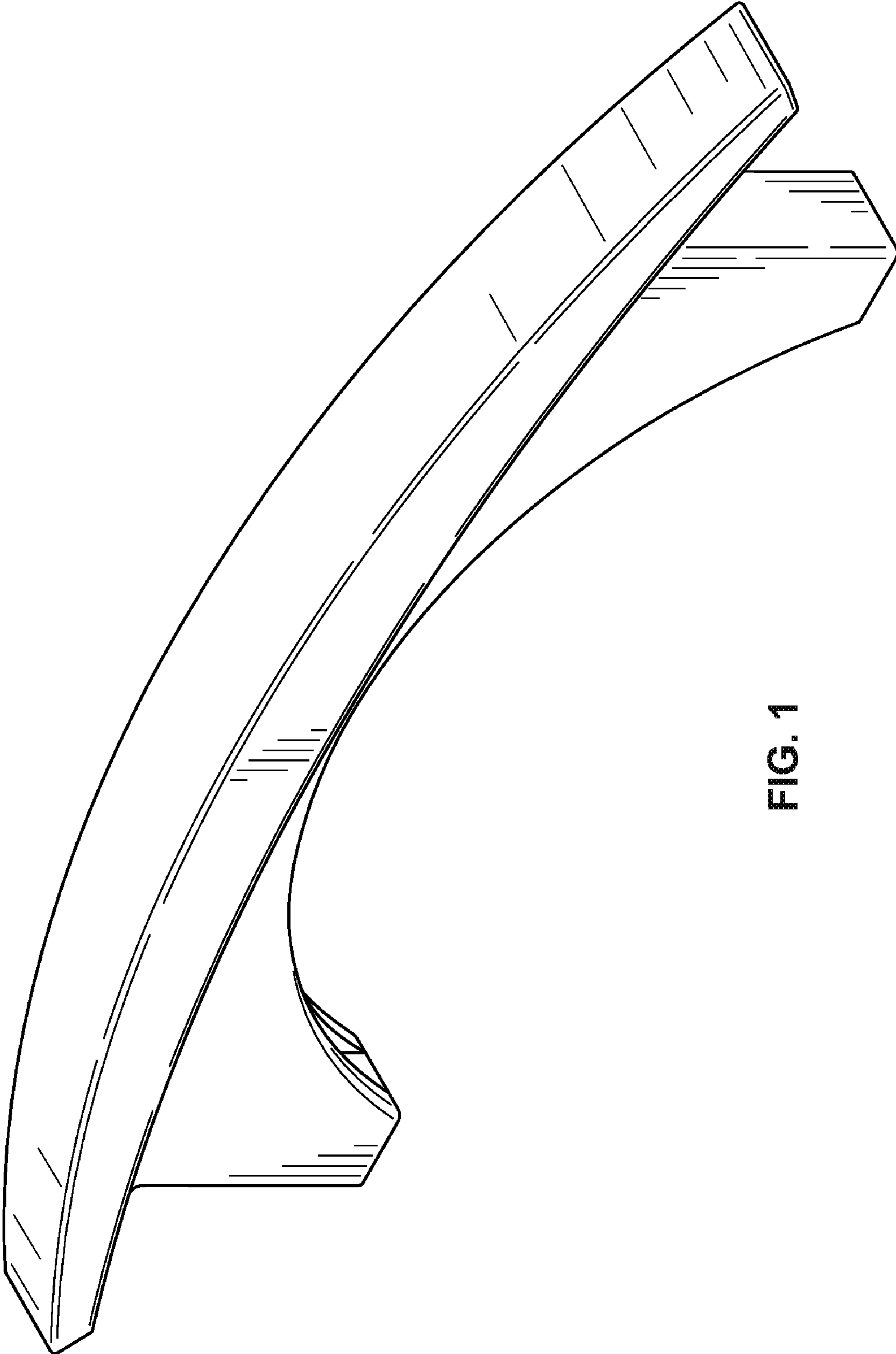


FIG. 1

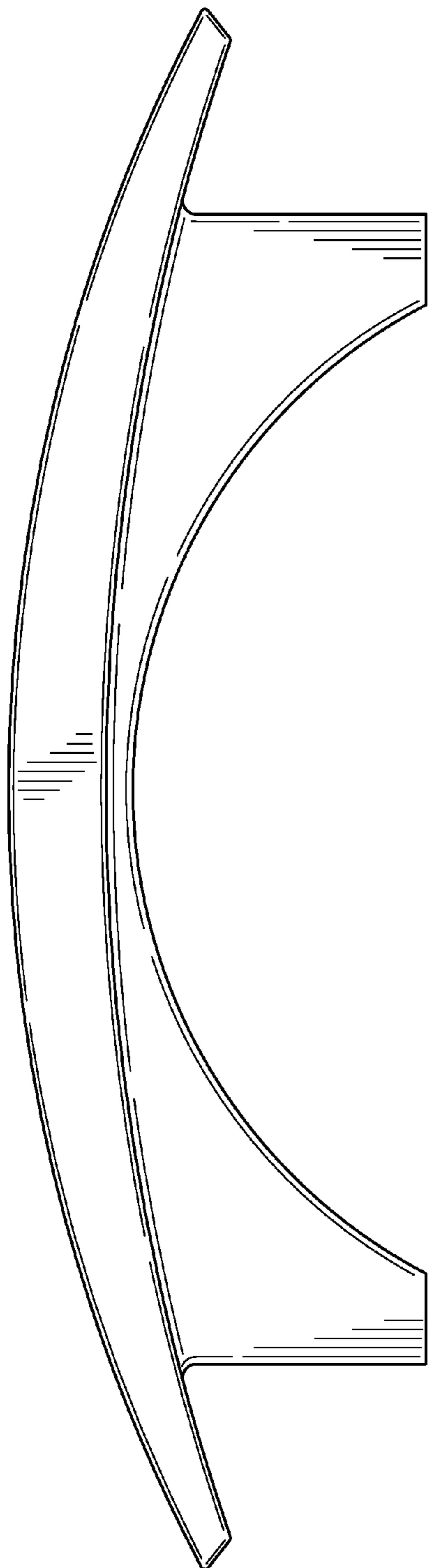


FIG. 2

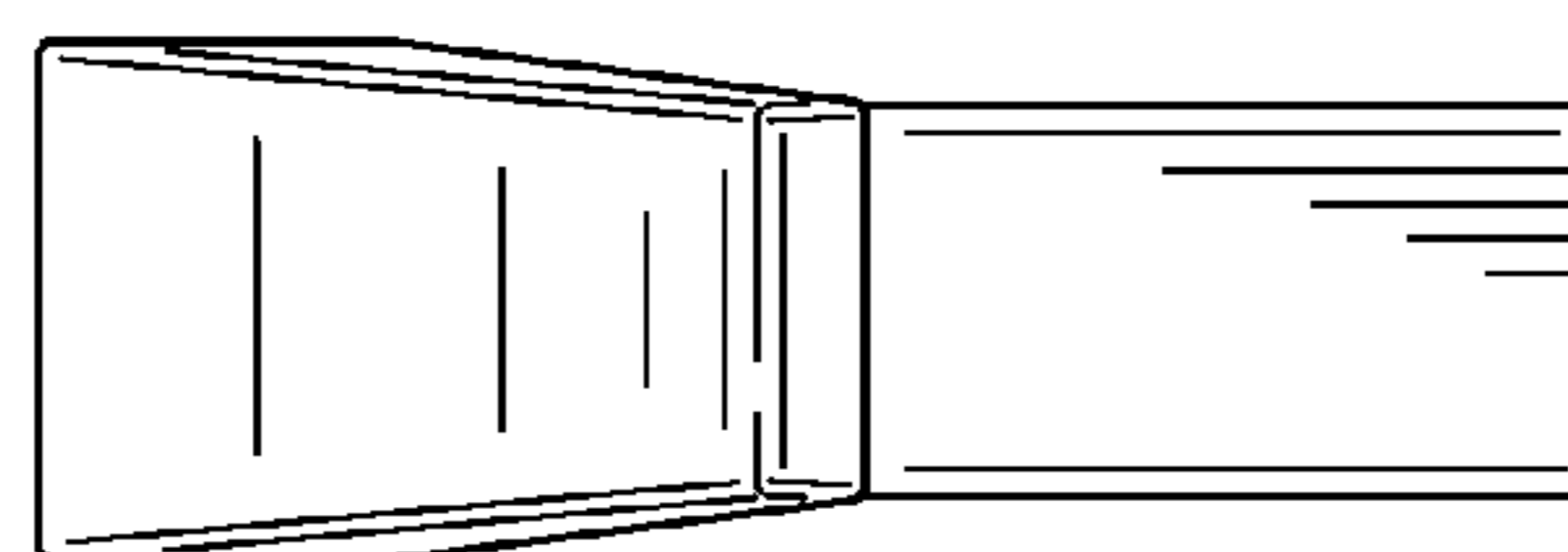


FIG. 3



FIG. 4

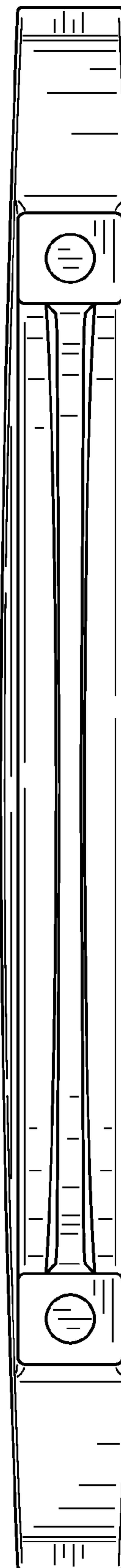


FIG. 5