

US00D642885S

(12) **United States Design Patent**  
**Sugishita et al.**

(10) **Patent No.:** **US D642,885 S**

(45) **Date of Patent:** **\*\* Aug. 9, 2011**

(54) **SIDE COVER FOR A PORTABLE CHAIN SAW**

(75) Inventors: **Yuu Sugishita**, Kawagoe (JP); **Shouta Takeshima**, Kawagoe (JP); **Ryouichi Kaneshaka**, Kawagoe (JP); **Takashi Nakamura**, Kawagoe (JP)

(73) Assignee: **Husqvarna Zenoah Co., Ltd.** (JP)

(\*\*) Term: **14 Years**

(21) Appl. No.: **29/384,829**

(22) Filed: **Feb. 4, 2011**

(30) **Foreign Application Priority Data**

Aug. 20, 2010 (JP) ..... 2010-020223

(51) **LOC (9) Cl.** ..... **08-03**

(52) **U.S. Cl.** ..... **D8/65**

(58) **Field of Classification Search** ..... D8/65,  
D8/7, 8, 9, 70, 66, 67, 62, 63, 64, 61, 91,  
D8/71; 30/386, 383, 382, 371, 123, 381;  
125/21; D21/532; 83/832, 833, 834; 123/185.3,  
123/185.14, 198 E, 41.7, 543; 150/157; 310/50  
See application file for complete search history.

(56) **References Cited**

**U.S. PATENT DOCUMENTS**

5,006,740 A \* 4/1991 Palm ..... 310/50  
D326,987 S \* 6/1992 Lilja et al. .... D8/65  
D327,832 S \* 7/1992 Lilja et al. .... D8/71

5,168,837 A \* 12/1992 Scholz ..... 123/41.7  
5,287,832 A \* 2/1994 Uhl ..... 123/185.3  
5,984,054 A \* 11/1999 Martinsson ..... 188/77 R  
6,152,089 A \* 11/2000 Neumann et al. .... 123/41.7  
6,578,543 B2 \* 6/2003 Radel ..... 123/198 E  
7,096,859 B2 \* 8/2006 Hamisch et al. .... 123/543  
7,162,988 B1 \* 1/2007 Liao ..... 123/185.14  
7,311,067 B2 \* 12/2007 Riehmman ..... 123/41.7  
7,367,409 B2 \* 5/2008 Stones ..... 173/170  
7,699,902 B2 \* 4/2010 Ohsawa et al. .... 55/385.1  
7,900,661 B2 \* 3/2011 Thorson et al. .... 144/136.95  
7,905,261 B2 \* 3/2011 Hamisch et al. .... 150/157

\* cited by examiner

*Primary Examiner* — Austin Murphy

(74) *Attorney, Agent, or Firm* — Fish & Richardson P.C.

(57) **CLAIM**

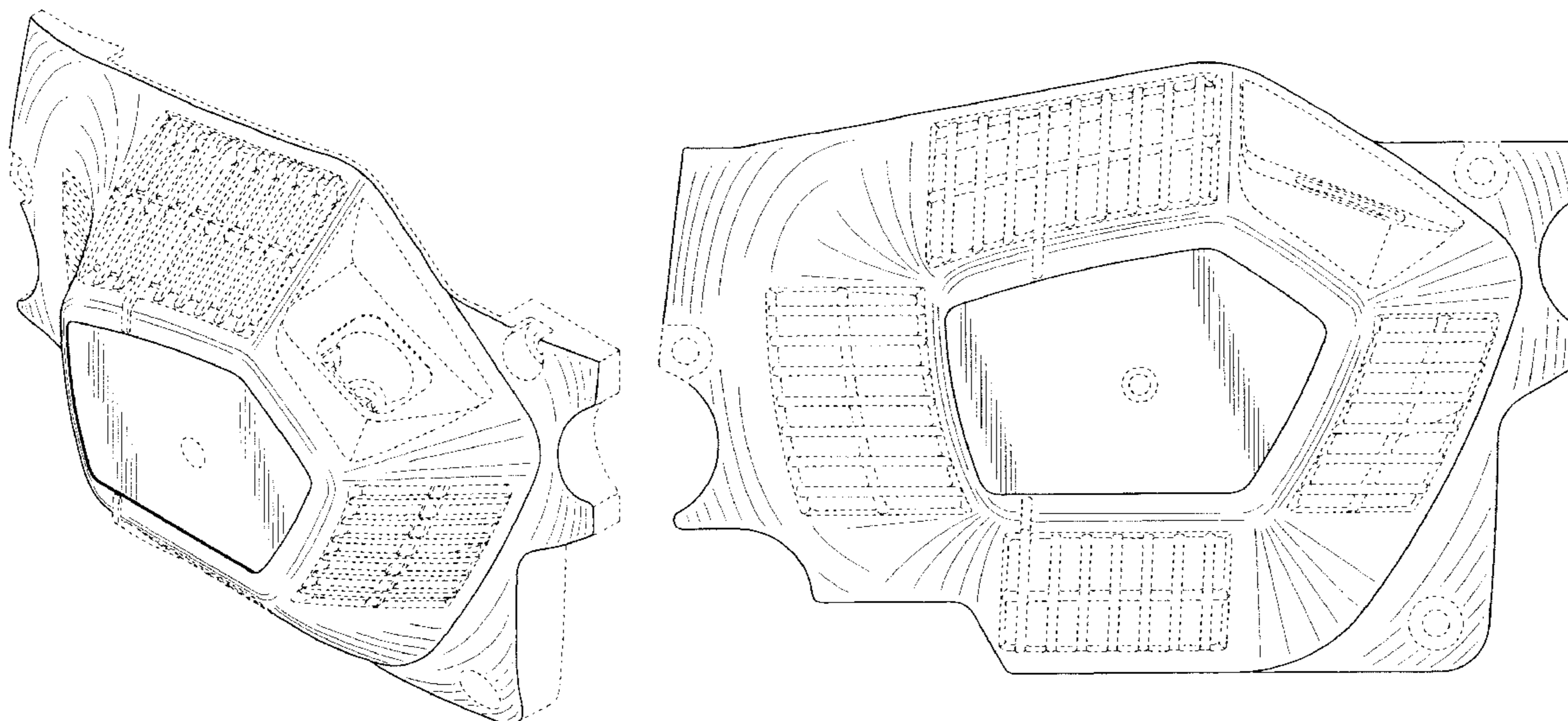
The ornamental design for a side cover for a portable chain saw, as shown and described.

**DESCRIPTION**

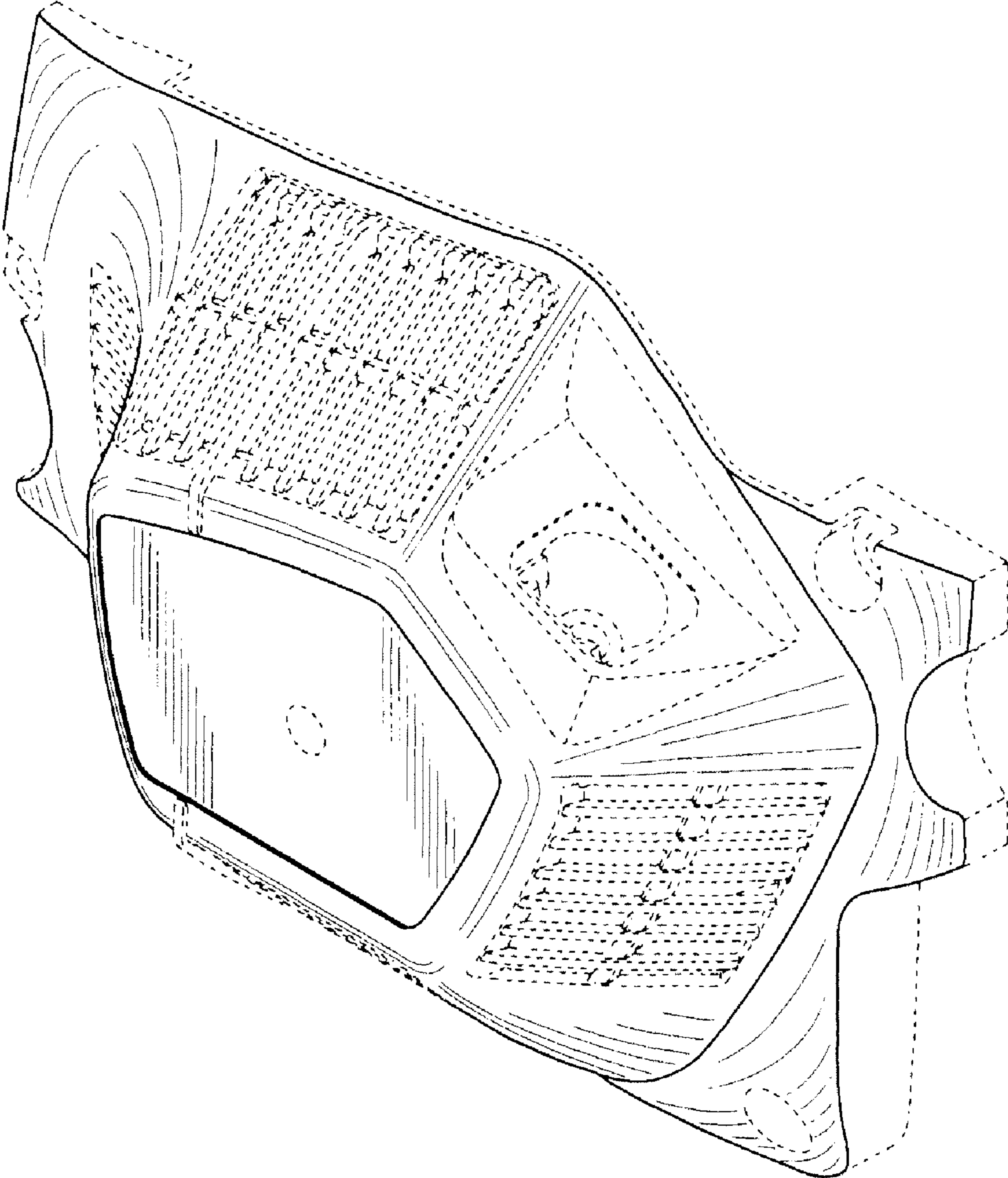
FIG. 1 is a front perspective view of a side cover for a portable chain saw showing our new design;  
FIG. 2 is a front view thereof;  
FIG. 3 is a rear view thereof;  
FIG. 4 is a top plan view thereof;  
FIG. 5 is a bottom plan view thereof;  
FIG. 6 is a right side view thereof; and,  
FIG. 7 is a left side view thereof.

The broken lines are shown for illustrative purposes only and form no part of the claimed design.

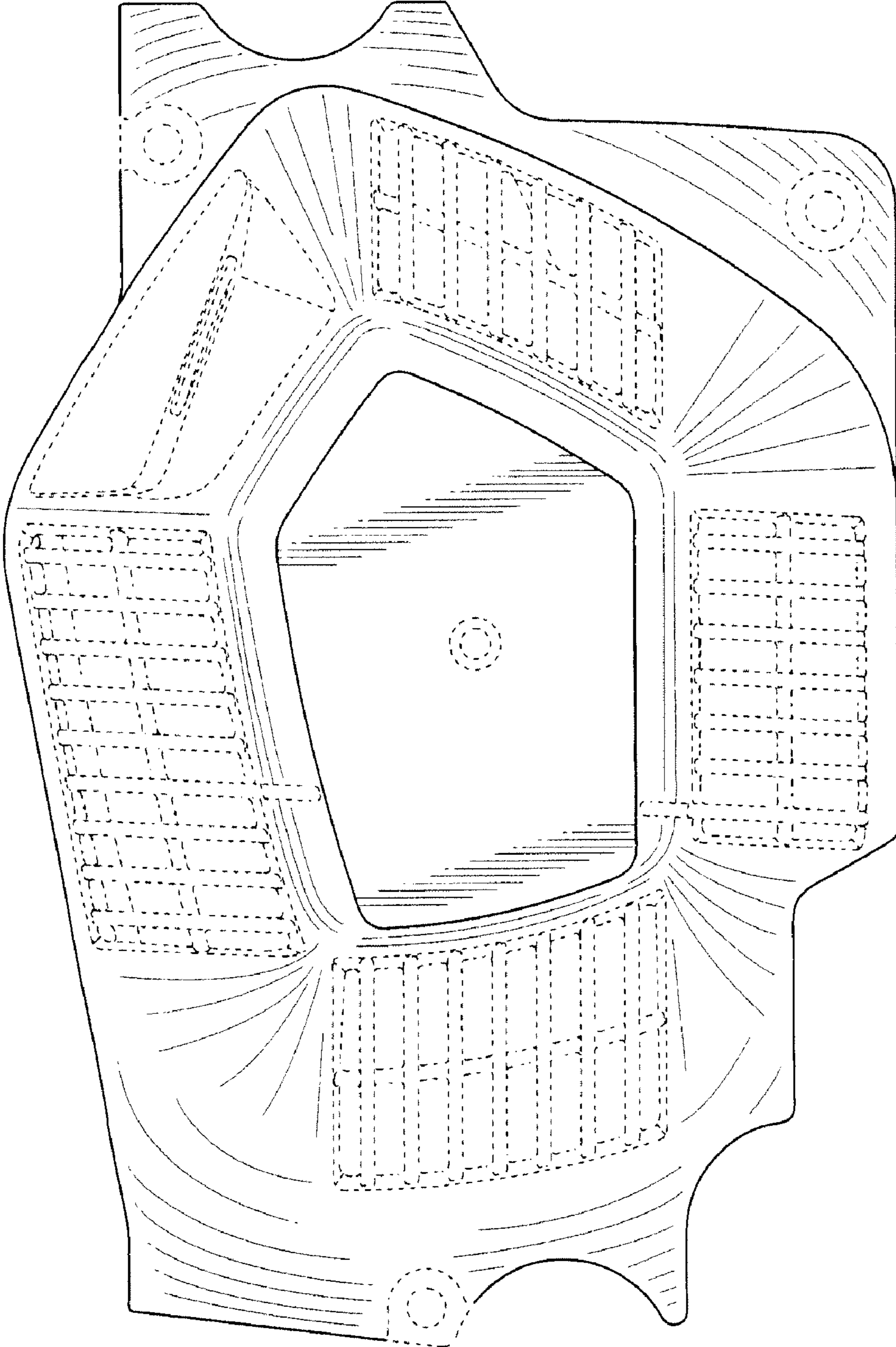
**1 Claim, 7 Drawing Sheets**



**FIG. 1**

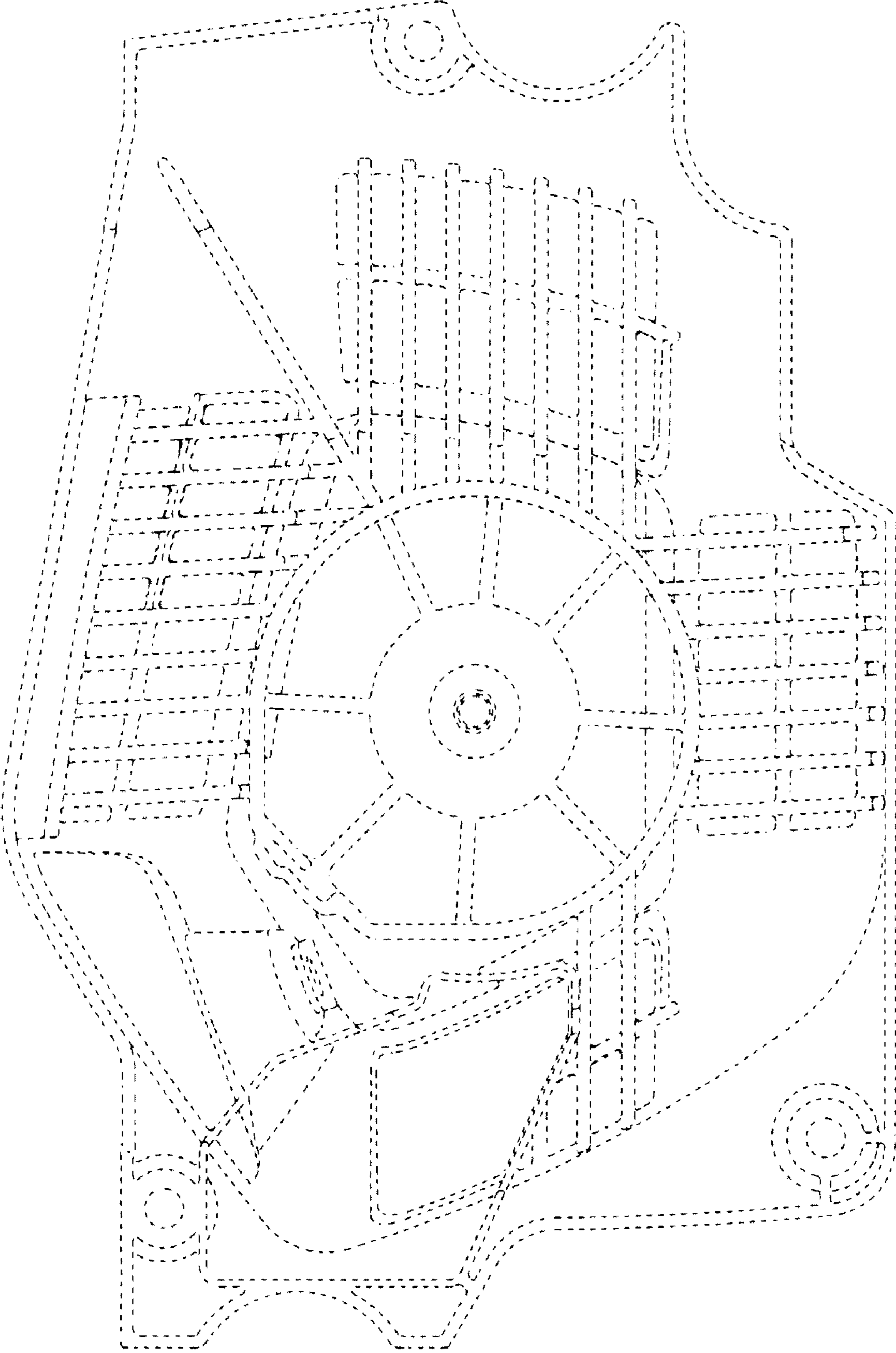


**FIG. 2**

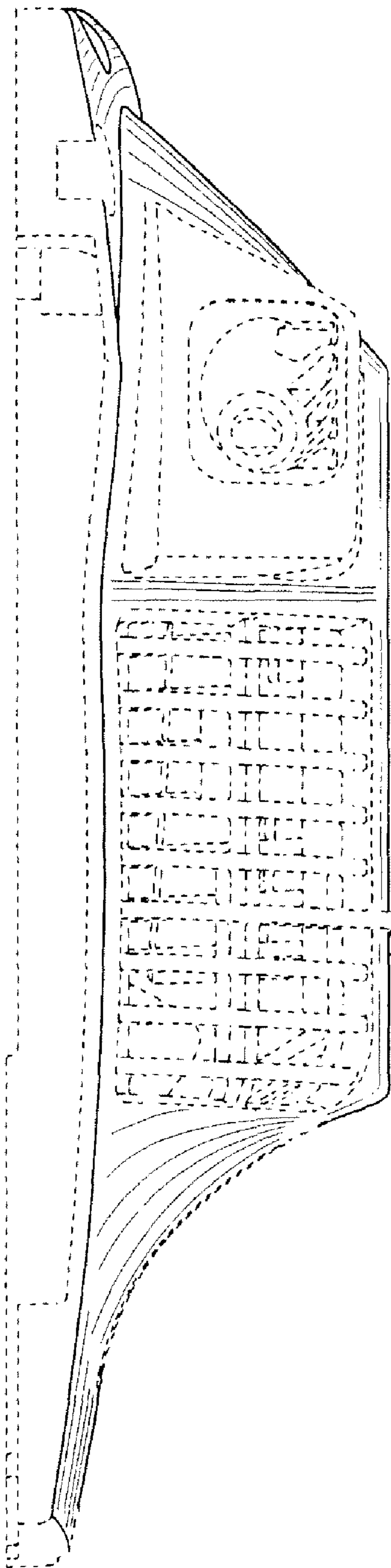




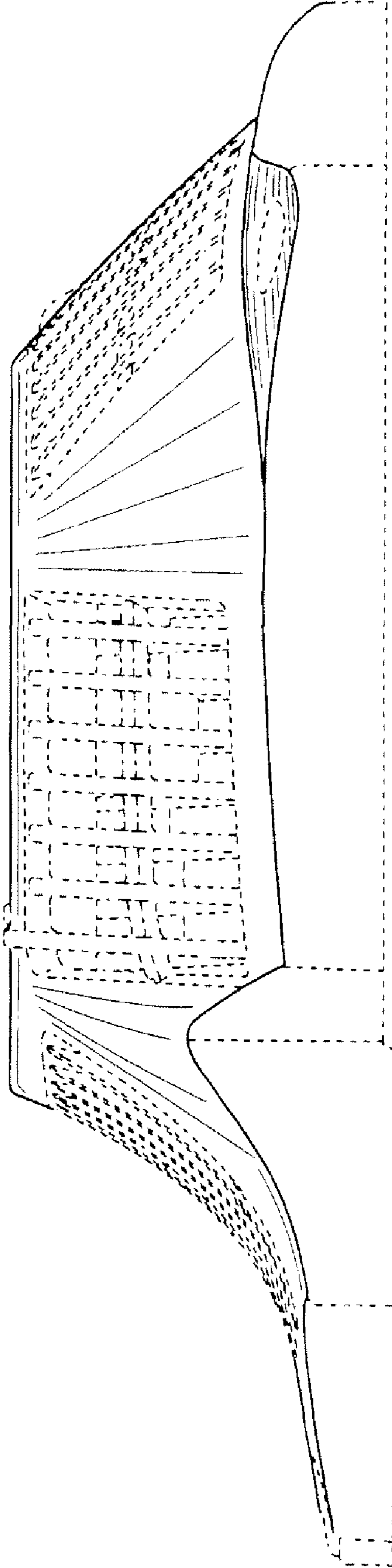
**FIG. 3**



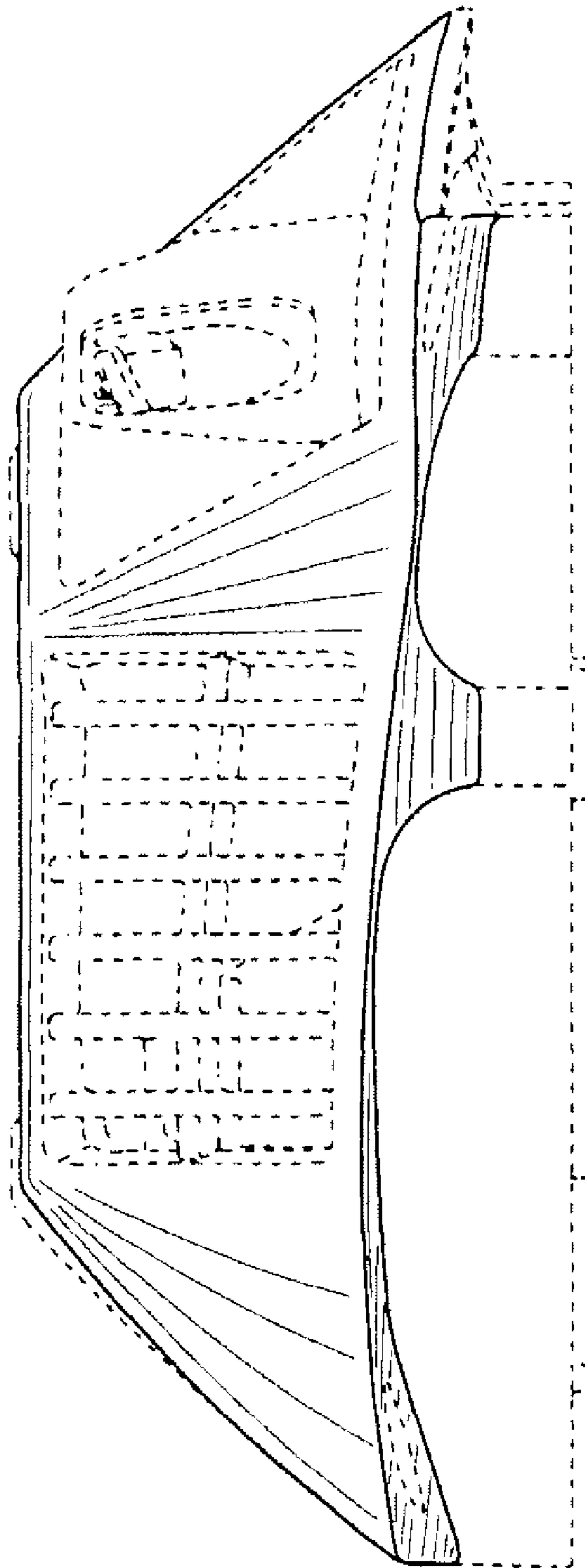
**FIG. 4**



**FIG. 5**



**FIG. 6**



***FIG. 7***

