



US00D642877S

(12) **United States Design Patent**  
**Bhasin**

(10) **Patent No.:** **US D642,877 S**

(45) **Date of Patent:** **\*\* Aug. 9, 2011**

(54) **SCISSORS**

(75) Inventor: **Hanuman Prasad Bhasin**, Suita (JP)

(73) Assignee: **B.H.P. Industries Co., Ltd.**, Suita-shi (JP)

(\*\*) Term: **14 Years**

(21) Appl. No.: **29/379,592**

(22) Filed: **Nov. 22, 2010**

(30) **Foreign Application Priority Data**

Oct. 22, 2010 (JP) ..... 2010-025343

(51) **LOC (9) Cl.** ..... **07-04**

(52) **U.S. Cl.** ..... **D7/693**

(58) **Field of Classification Search** ..... D7/693,  
D7/672, 673, 368, 669; D8/56-58; 30/134,  
30/135, 142, 146, 149, 150, 194, 223, 258,  
30/260, 262; 7/125, 219, 132-135

See application file for complete search history.

(56) **References Cited**

**U.S. PATENT DOCUMENTS**

D377,440 S \* 1/1997 Kobayashi ..... D8/57  
6,308,421 B1 \* 10/2001 Wang ..... 30/178  
D450,553 S \* 11/2001 Chien ..... D8/57  
6,453,560 B1 \* 9/2002 Silver et al. .... 30/134

6,647,627 B2 \* 11/2003 Nickel ..... 30/135  
D483,627 S \* 12/2003 Ronan et al. .... D7/693  
D483,628 S \* 12/2003 Smith ..... D7/693  
D488,963 S \* 4/2004 Silver et al. .... D7/693  
D503,875 S \* 4/2005 Ronan et al. .... D7/693  
D552,943 S \* 10/2007 Trinqué ..... D7/693

\* cited by examiner

*Primary Examiner* — Terry Wallace

(74) *Attorney, Agent, or Firm* — W. F. Fasse; W. G. Fasse

(57) **CLAIM**

The ornamental design for a scissors, as shown and described.

**DESCRIPTION**

FIG. 1 is a front view of a scissors showing my new design;  
FIG. 2 is a rear view thereof;  
FIG. 3 is a top plan view thereof;  
FIG. 4 is a bottom plan view thereof;  
FIG. 5 is a left side view thereof;  
FIG. 6 is a right side view thereof;  
FIG. 7 is a sectional view taken along the arrowed line A—A thereof;  
FIG. 8 is an end view of the sectioned part taken along the arrowed line B—B thereof;  
FIG. 9 is an end view of the sectioned part taken along the arrowed line C—C thereof;  
FIG. 10 is an enlarged view taken along the arrowed line D—D thereof;  
FIG. 11 is a rear view thereof showing the opened state; and,  
FIG. 12 is a front view thereof showing the exploded state.

**1 Claim, 6 Drawing Sheets**

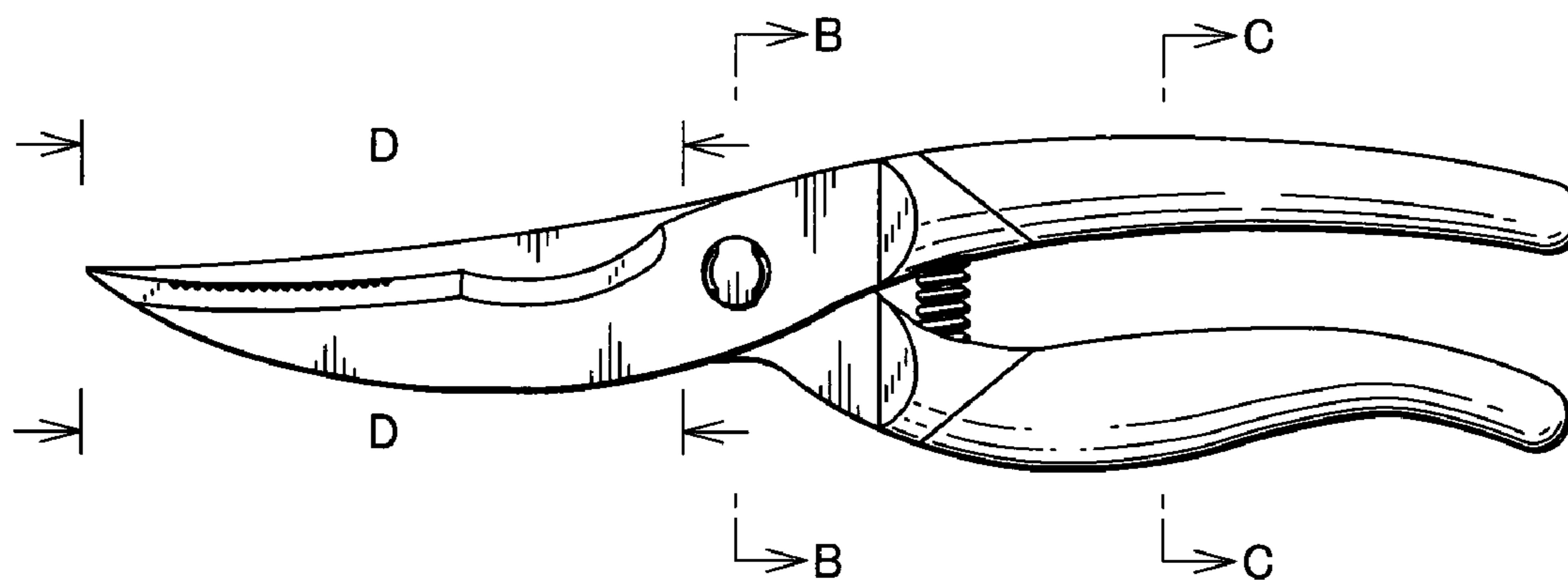


FIG.1

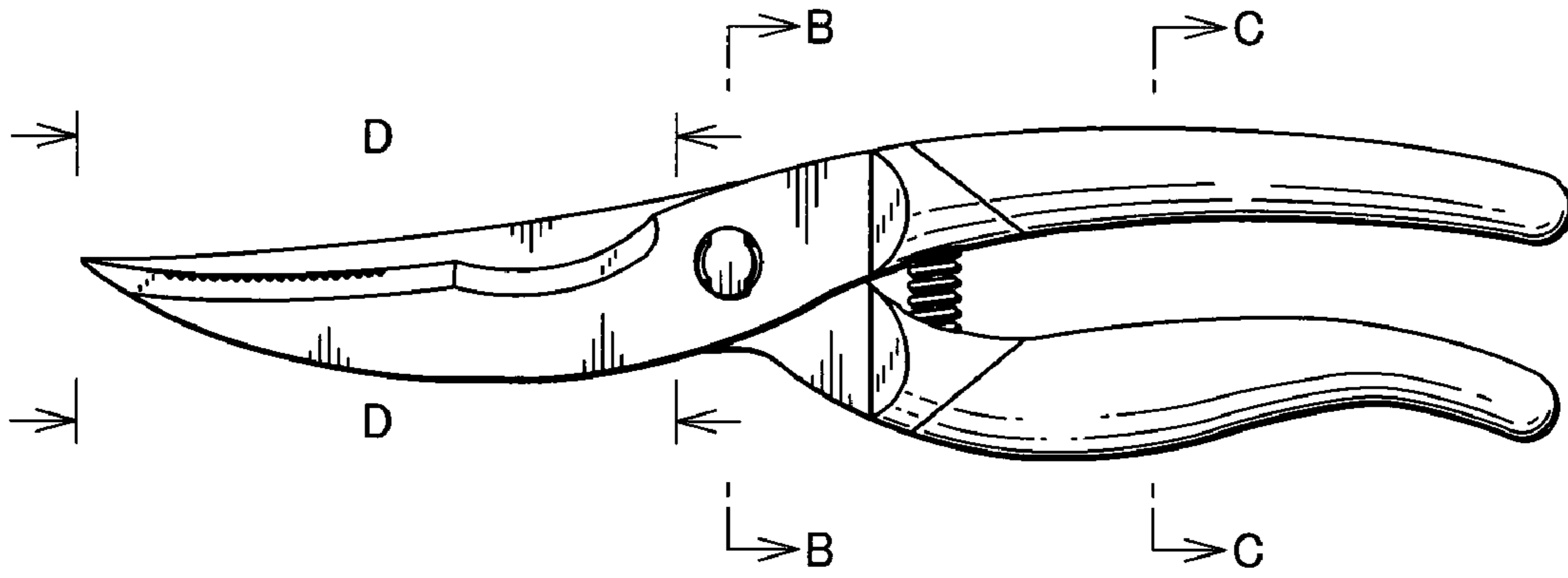


FIG.2

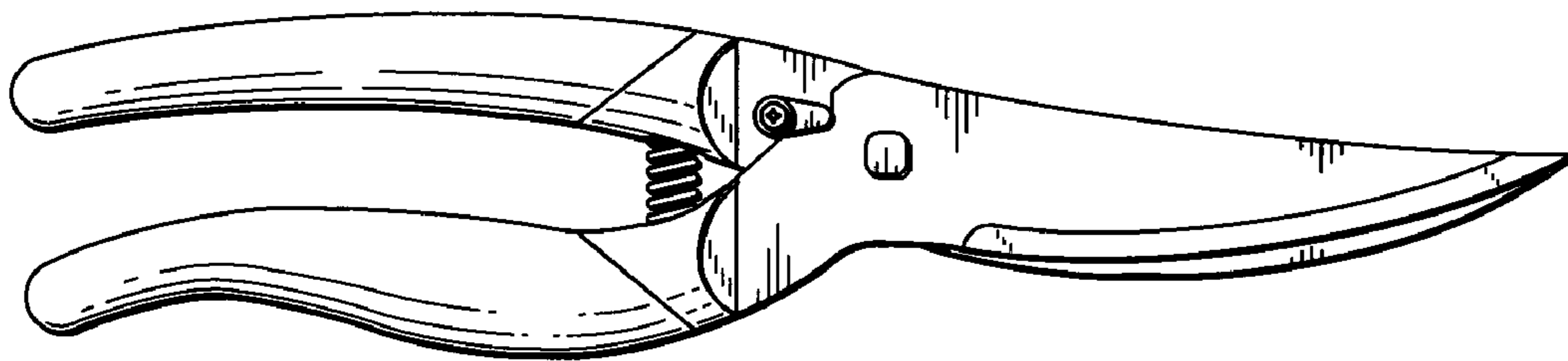


FIG.3



FIG.4



FIG.5



FIG.6



FIG. 7

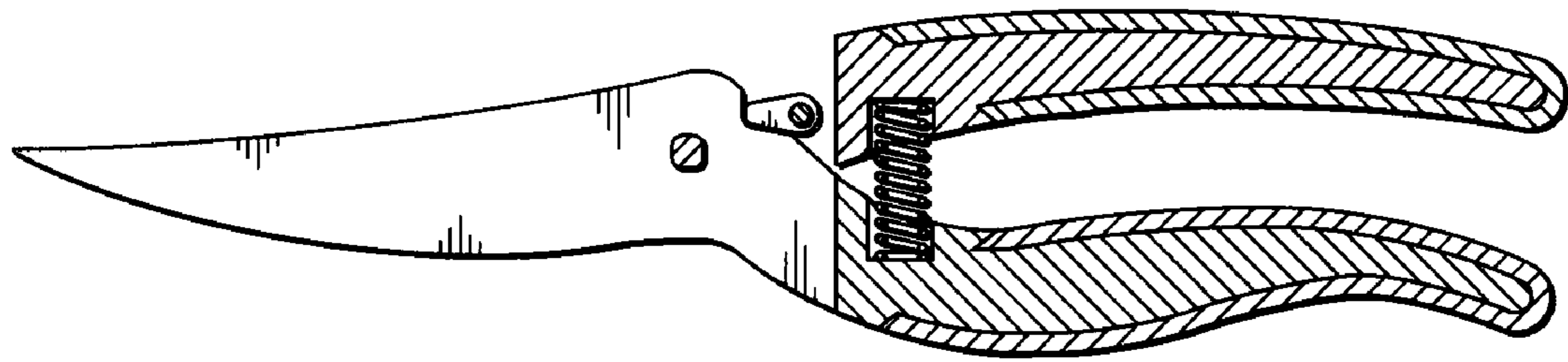


FIG. 8



FIG.9



FIG.10

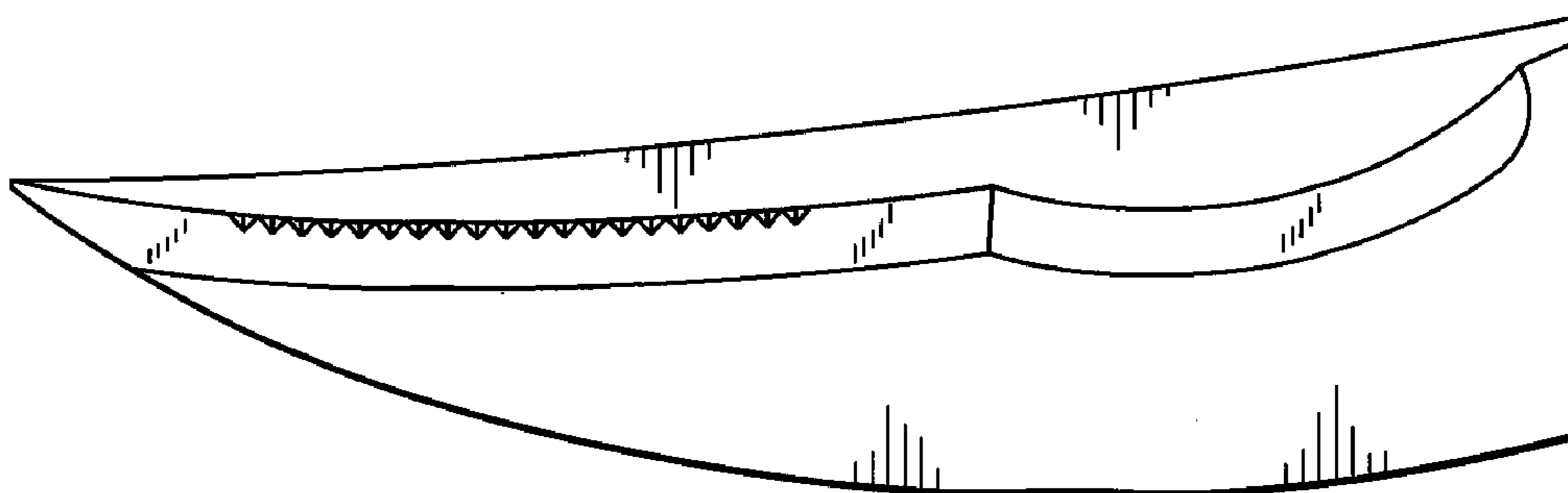


FIG.11

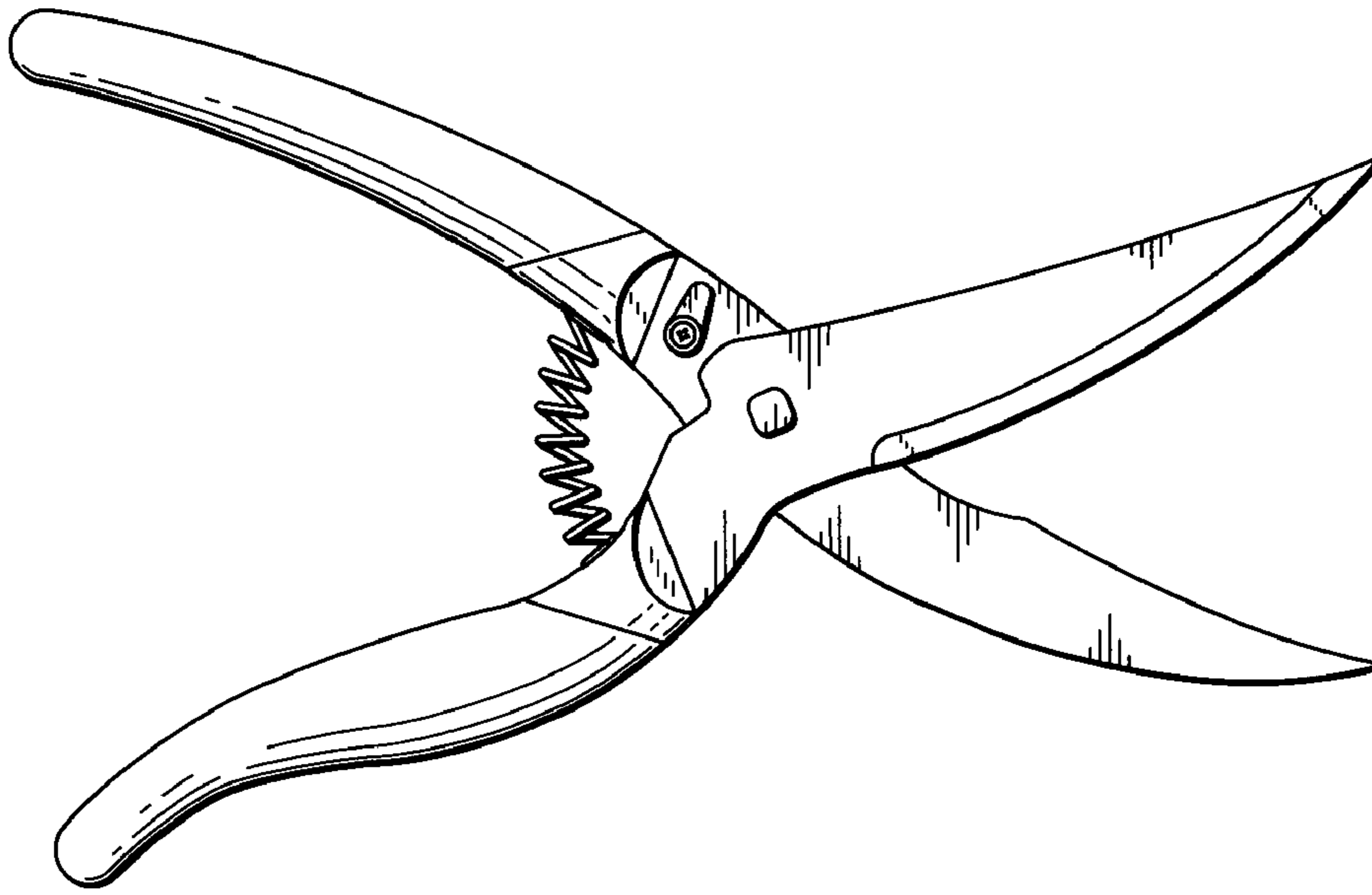


FIG.12

