



US00D642853S

(12) **United States Design Patent**
Tse

(10) **Patent No.:** **US D642,853 S**

(45) **Date of Patent:** **** Aug. 9, 2011**

(54) **POPCORN MACHINE**

(75) **Inventor:** **Keith Chung Shun Tse**, Hong Kong
(CN)

(73) **Assignee:** **Conair Corporation**, Stamford, CT
(US)

(**) **Term:** **14 Years**

(21) **Appl. No.:** **29/386,189**

(22) **Filed:** **Feb. 25, 2011**

(51) **LOC (9) Cl.** **31-00**

(52) **U.S. Cl.** **D7/325**

(58) **Field of Classification Search** D7/323–331,
D7/339, 346–347, 350.1–350.4, 353–367,
D7/391, 393, 395, 402, 406, 538, 542;
99/323.5–323.9, 324–325, 331–332, 337–340,
99/369, 400–418, 422, 425, 444, 483; 126/37 R,
126/261, 374.1, 378.1; 206/501–505, 507–508;
219/400, 405, 429–442, 620–624, 725, 730–735;
220/203.05, 203.07, 203.09, 298, 315–316,
220/573.1–573.5, 912

See application file for complete search history.

(56) **References Cited**

U.S. PATENT DOCUMENTS

D206,674 S * 1/1967 Hughes D7/325
3,570,388 A * 3/1971 Gottlieb 99/323.5
3,611,910 A * 10/1971 Hughes 99/323.5

3,722,399 A * 3/1973 Cole 99/323.8
D242,207 S * 11/1976 Vandenberg D7/391
D252,906 S * 9/1979 Lee D7/391
D280,062 S * 8/1985 Cesaroni D7/325
D281,137 S * 10/1985 Cesaroni D7/325
5,716,537 A * 2/1998 Talge et al. 219/432
7,024,986 B2 * 4/2006 Kurosawa 99/323.9
D528,347 S * 9/2006 Kassenaar D7/325
D567,569 S * 4/2008 Kassenaar D7/325
2007/0056448 A1 * 3/2007 Kernan 99/323.5

* cited by examiner

Primary Examiner — Ricky Pham

(74) *Attorney, Agent, or Firm* — Lawrence Cruz

(57) **CLAIM**

The ornamental design for a popcorn machine, as shown and described.

DESCRIPTION

FIG. 1 is a perspective view of a popcorn machine showing a new design;

FIG. 2 is a front elevational view thereof;

FIG. 3 is a rear elevational view thereof;

FIG. 4 is a right side elevational view thereof;

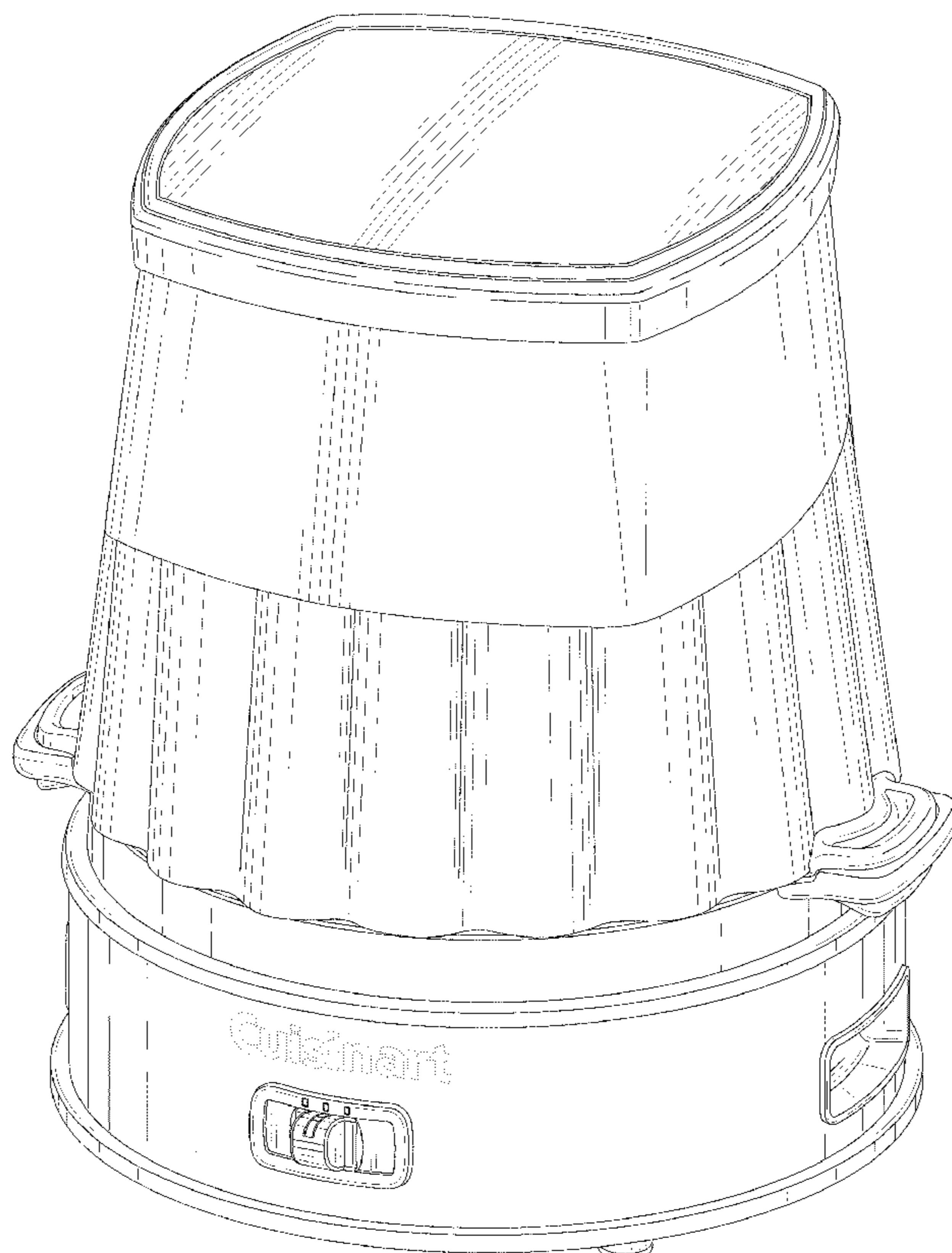
FIG. 5 is a left side elevation view thereof;

FIG. 6 is a top plan view thereof; and,

FIG. 7 is a bottom plan view thereof.

The broken lines are for illustrative purposes only and form no part of the claimed design.

1 Claim, 7 Drawing Sheets






FIG. 1

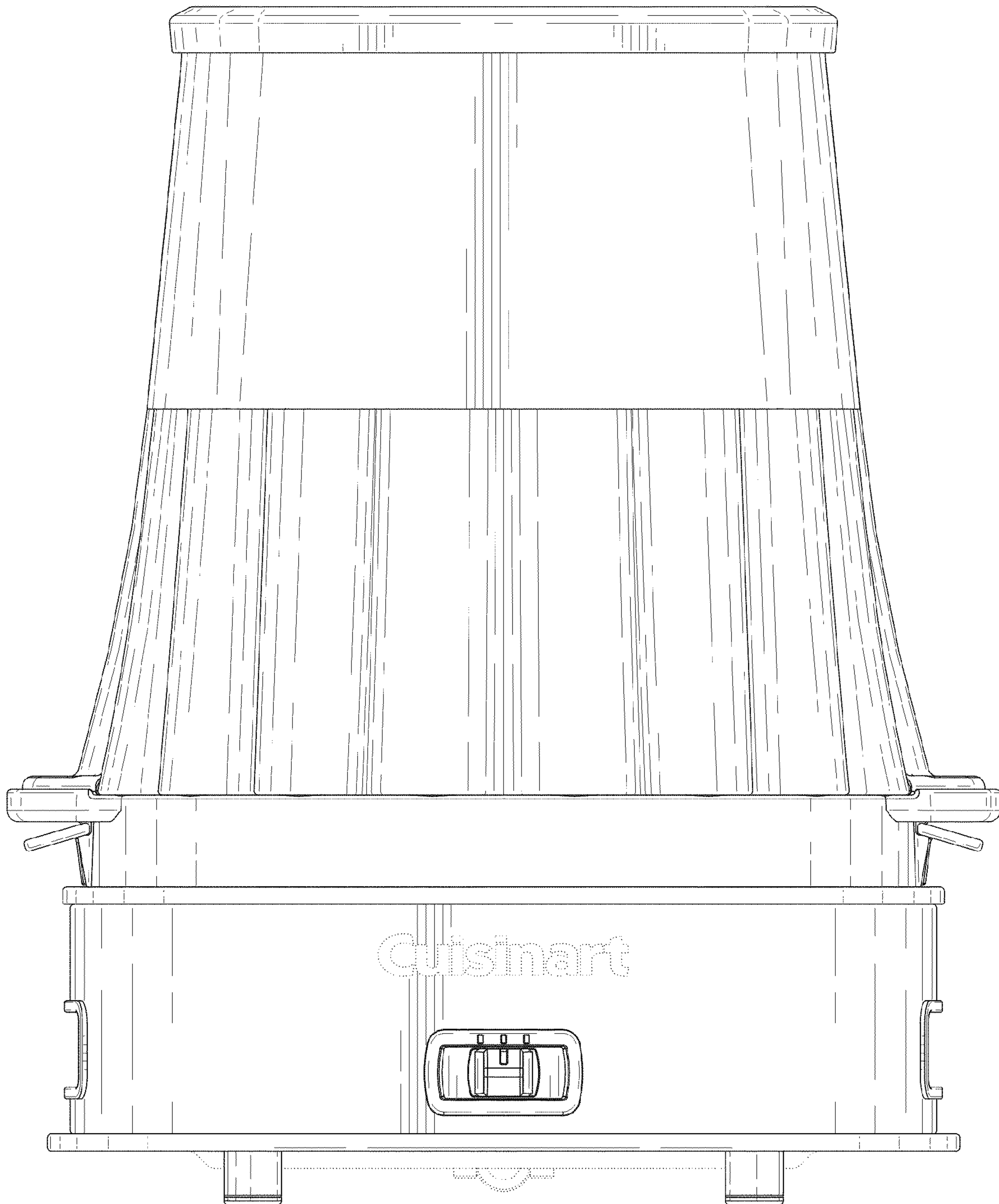


FIG. 2

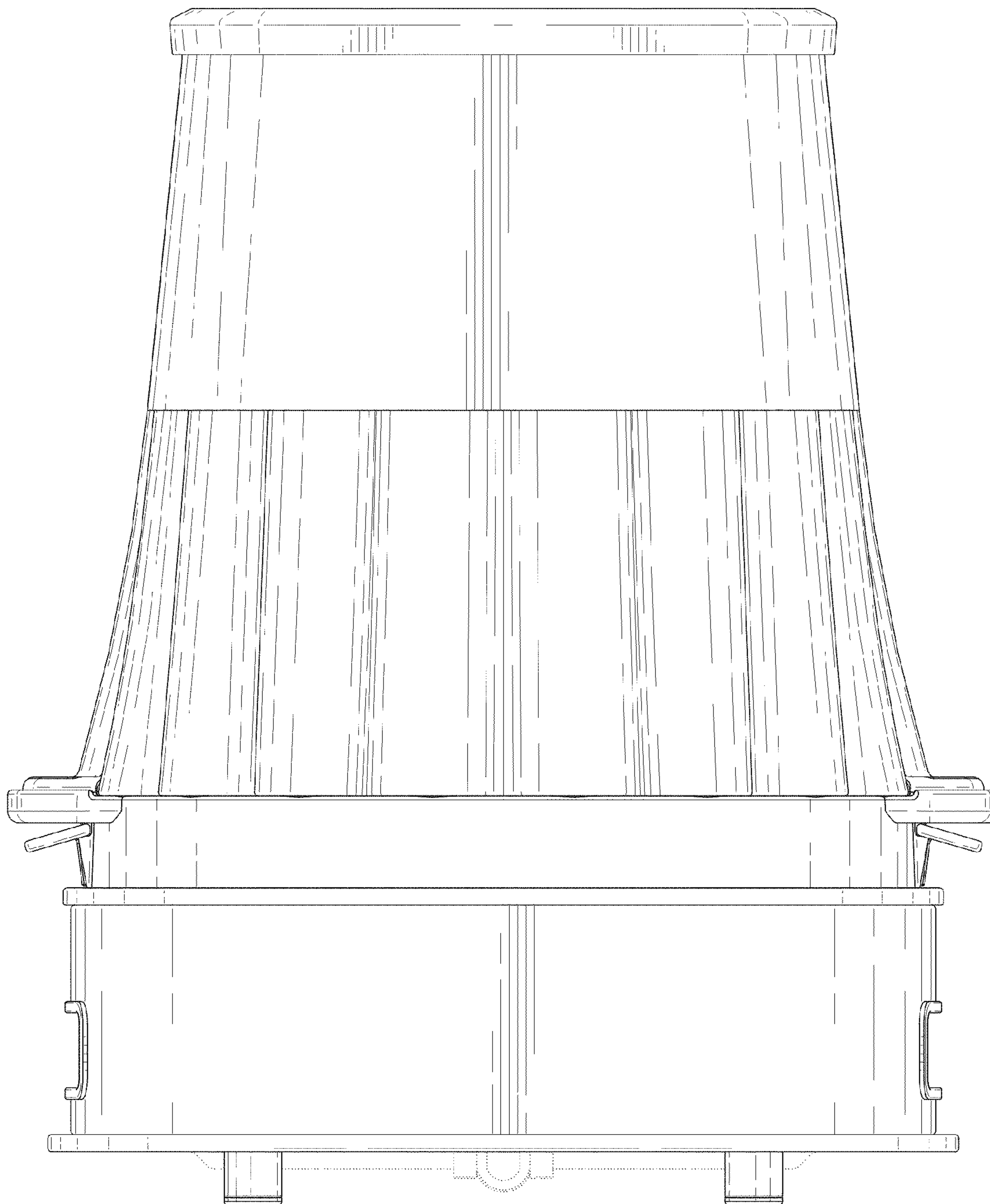


FIG. 3

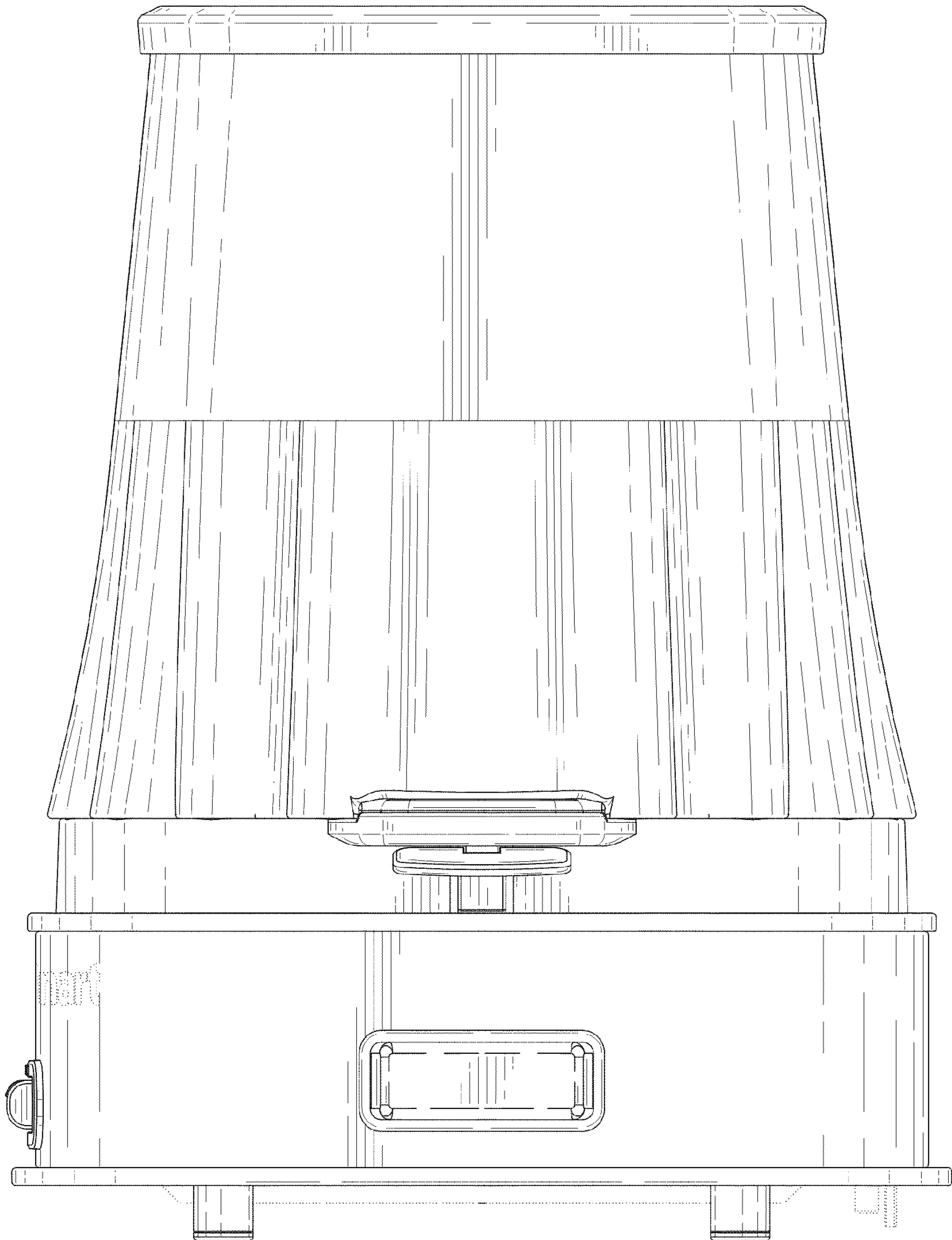


FIG. 4

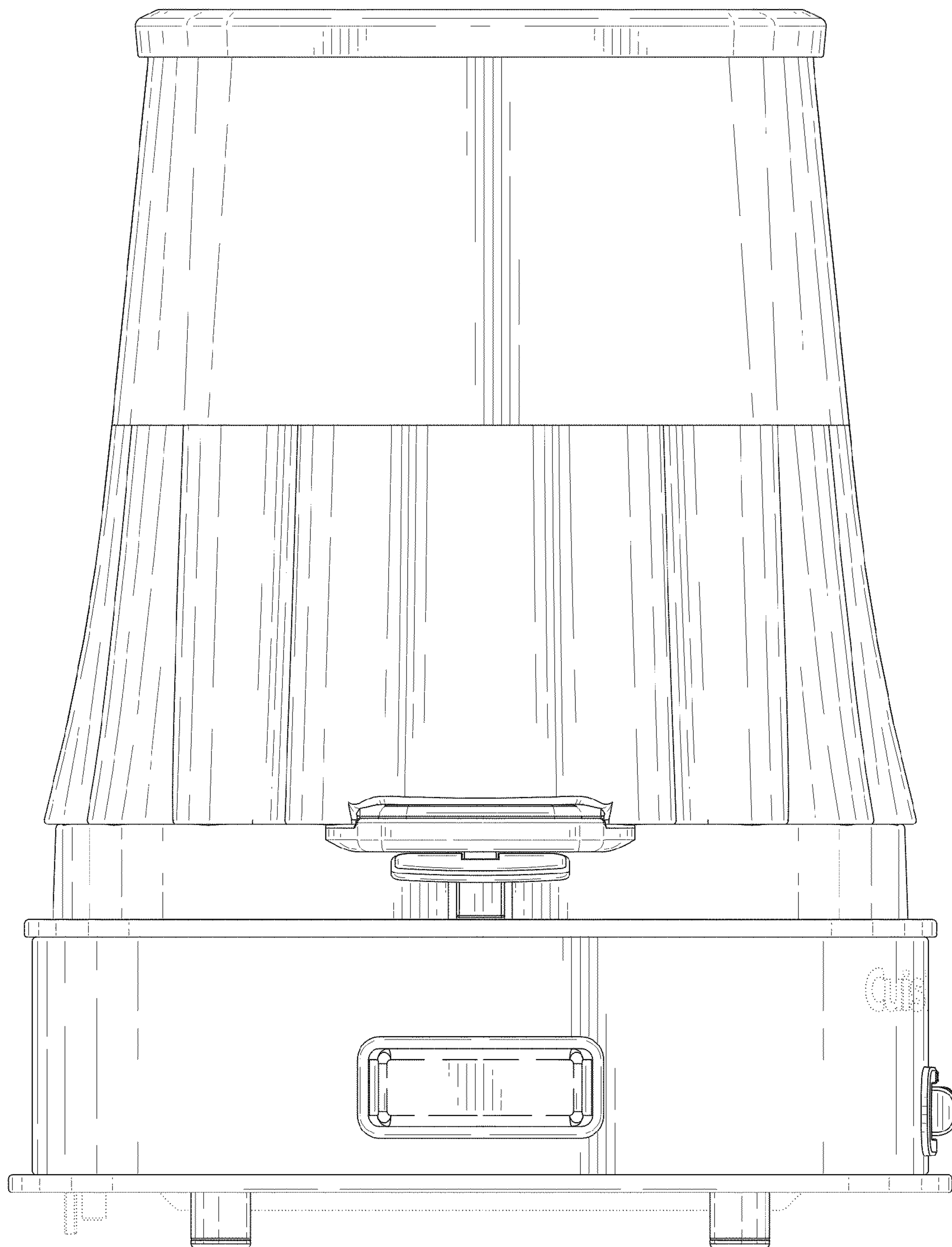


FIG. 5




FIG. 6

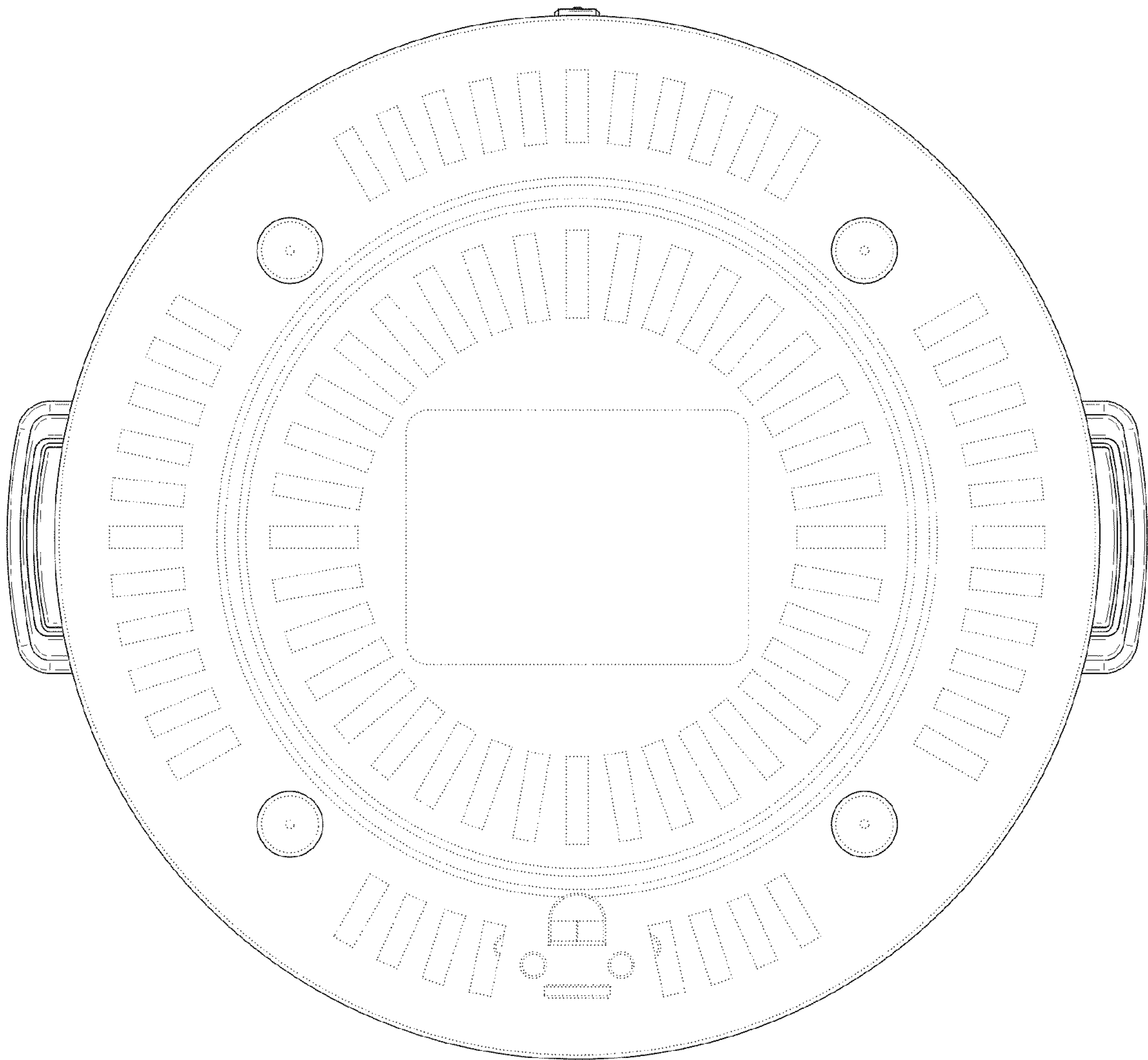


FIG. 7