



US00D642846S

(12) **United States Design Patent**
Parish et al.

(10) **Patent No.:** **US D642,846 S**

(45) **Date of Patent:** **** Aug. 9, 2011**

(54) **SEAT CUSHION**

(75) Inventors: **Simon Mark Parish**, Exeter (GB);
Pauline Pope, Claygate (GB); **Eric Booth**, Didcot (GB)

(73) Assignee: **Smirthwaite Limited**, Heathfield,
Devon (GB)

(**) Term: **14 Years**

(21) Appl. No.: **29/347,547**

(22) Filed: **Mar. 2, 2010**

(51) **LOC (9) Cl.** **06-09**

(52) **U.S. Cl.** **D6/601**

(58) **Field of Classification Search** D6/335,
D6/338, 354, 595-601, 604, 606, 610, 611;
5/630, 632, 633, 636-640, 642, 644, 645-646,
5/648, 652-655, 655.3, 655.9, 656, 657.5;
D21/803; D24/183, 184; D30/118; 297/199,
297/202, 214, 218.1, 223, 219.1, 228.1, 255,
297/284.5, 378.1, 380, 382, 452.16, 452.41
See application file for complete search history.

(56) **References Cited**

U.S. PATENT DOCUMENTS

D380,835 S * 7/1997 Peddy D24/183
5,845,352 A * 12/1998 Matsler et al. 5/654

D408,159 S * 4/1999 Clutton D6/354
7,114,783 B2 * 10/2006 Warren et al. 297/452.41
D532,241 S * 11/2006 Choiniere D6/601

FOREIGN PATENT DOCUMENTS

EC 00159315-0001 1/2009

* cited by examiner

Primary Examiner — Mary Ann Calabrese

(74) *Attorney, Agent, or Firm* — Merek, Blackmon &
Voorhees, LLC

(57) **CLAIM**

The ornamental design for a seat cushion, as shown and described.

DESCRIPTION

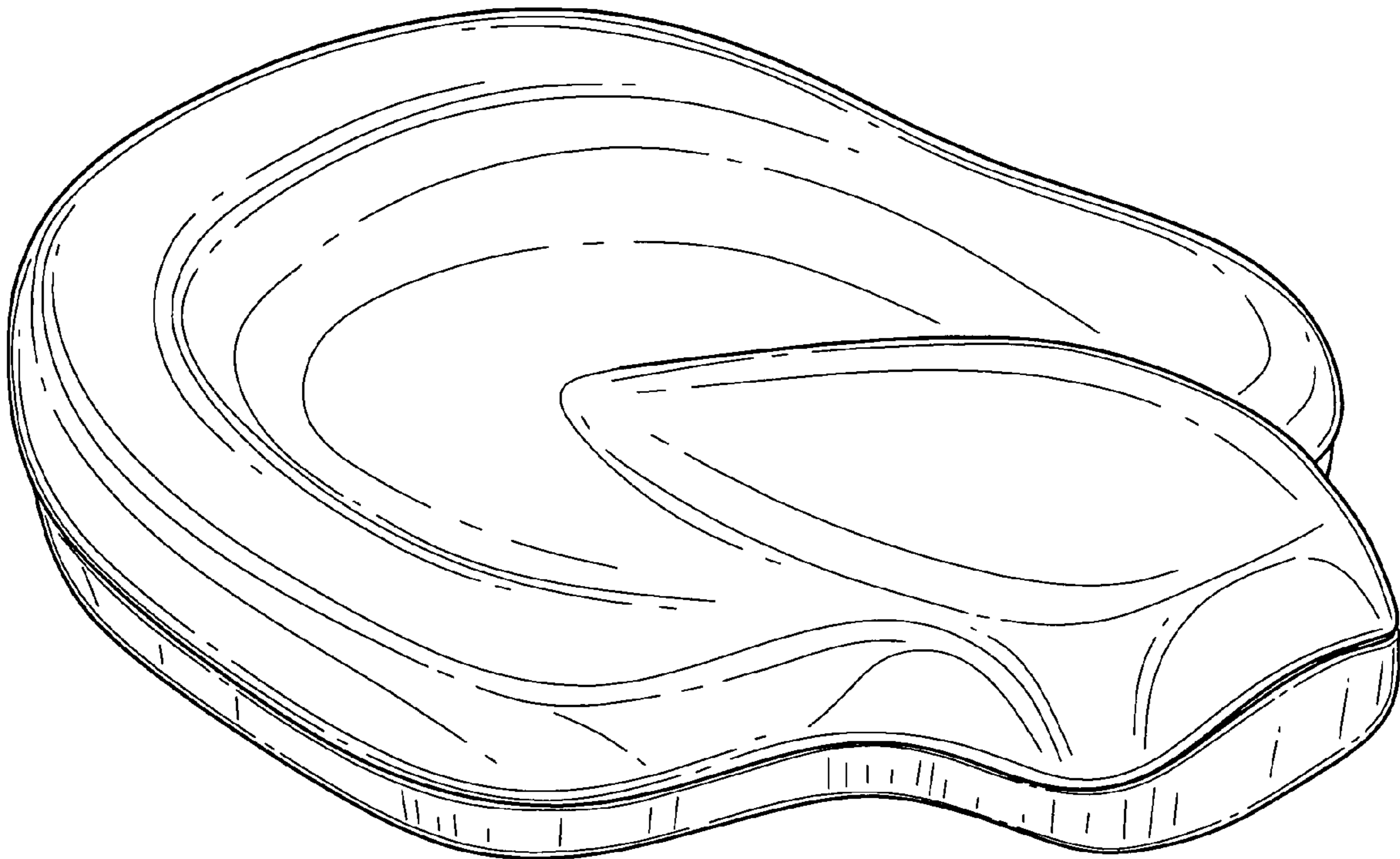
FIG. 1 is a perspective view taken from the top, front and left side of a seat cushion showing the design; FIG. 2 is a left side elevation of the seat cushion of FIG. 1; FIG. 3 is a top plan view of the seat cushion of FIG. 1; FIG. 4 is a rear elevation of the seat cushion of FIG. 1; and, FIG. 5 is a perspective view taken from the top, rear and right side of the seat cushion of FIG. 1.

The right side elevation of the seat cushion of FIG. 1 is a mirror image of the left side elevation of the seat cushion of FIG. 1.

The bottom of the seat cushion of FIG. 1 is flat and devoid of surface ornamentation.

The design relates to a cushion for a postural correction seat.

1 Claim, 5 Drawing Sheets



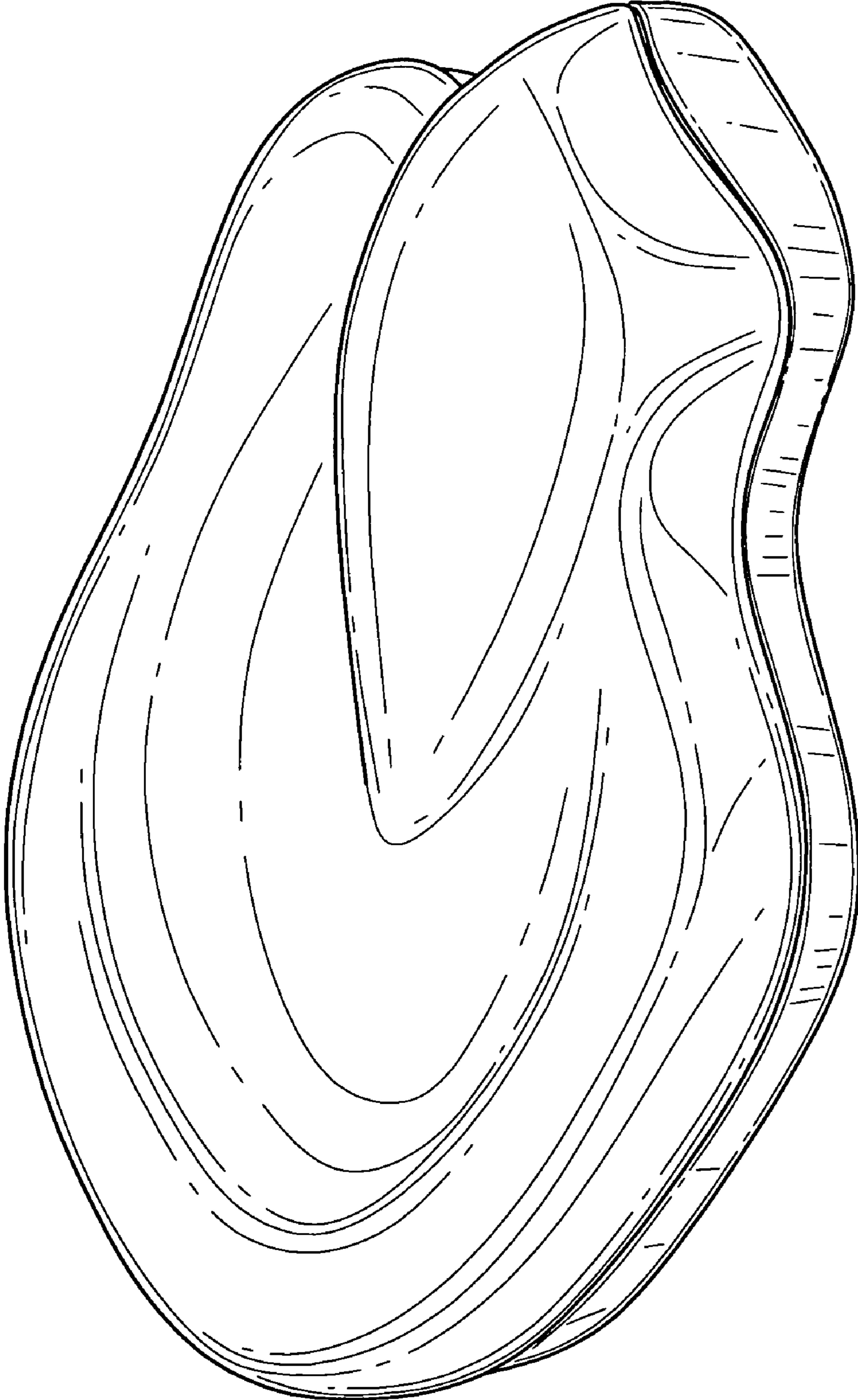


FIG. 1



FIG. 2

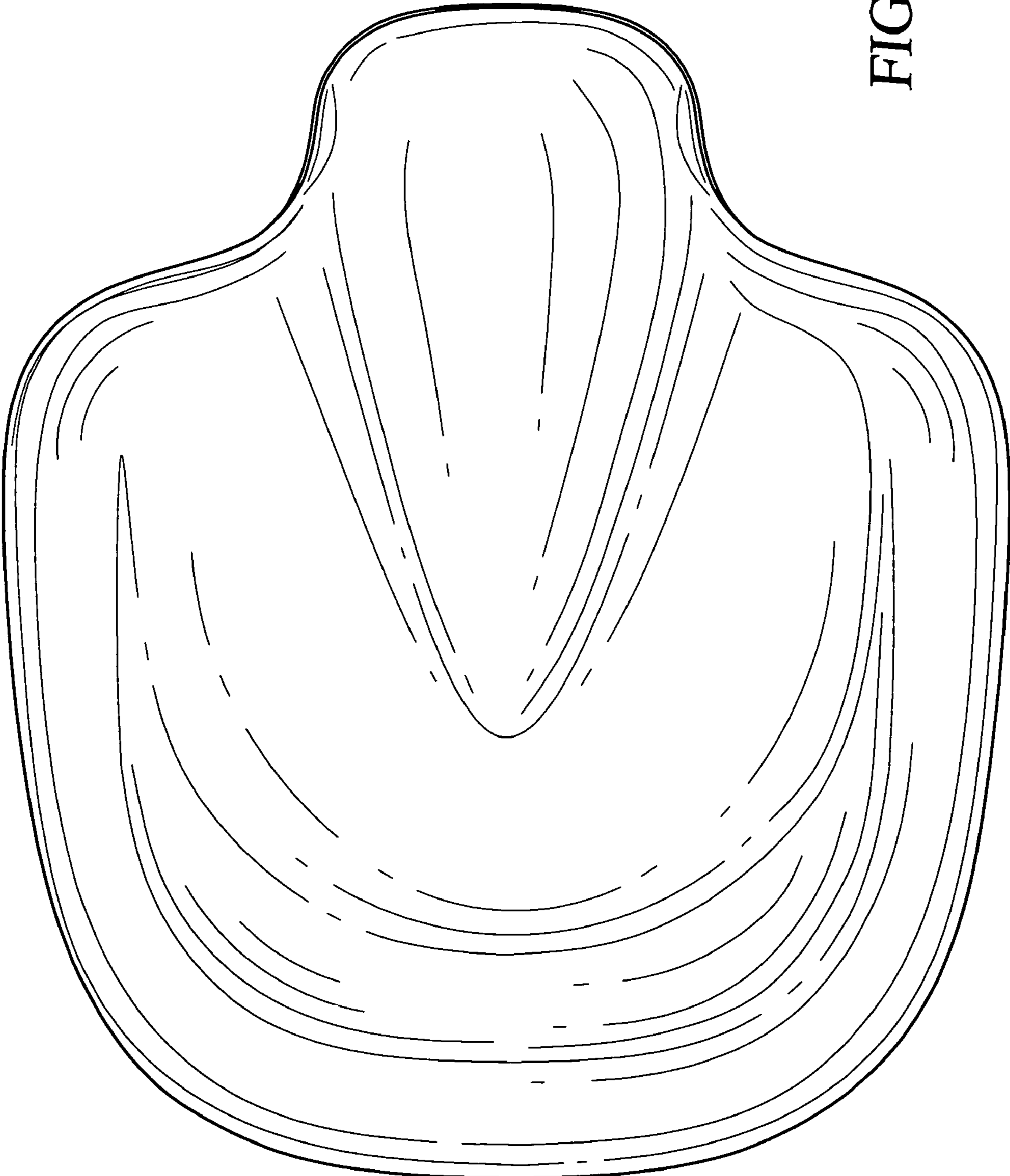


FIG. 3

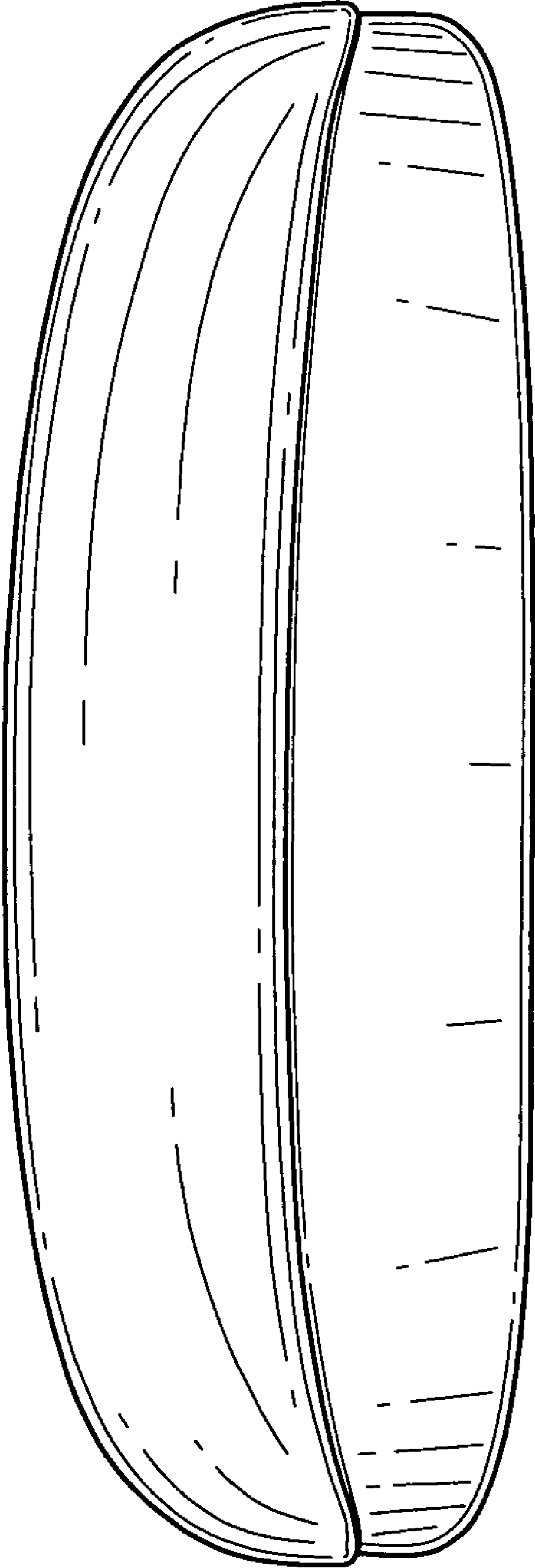


FIG. 4

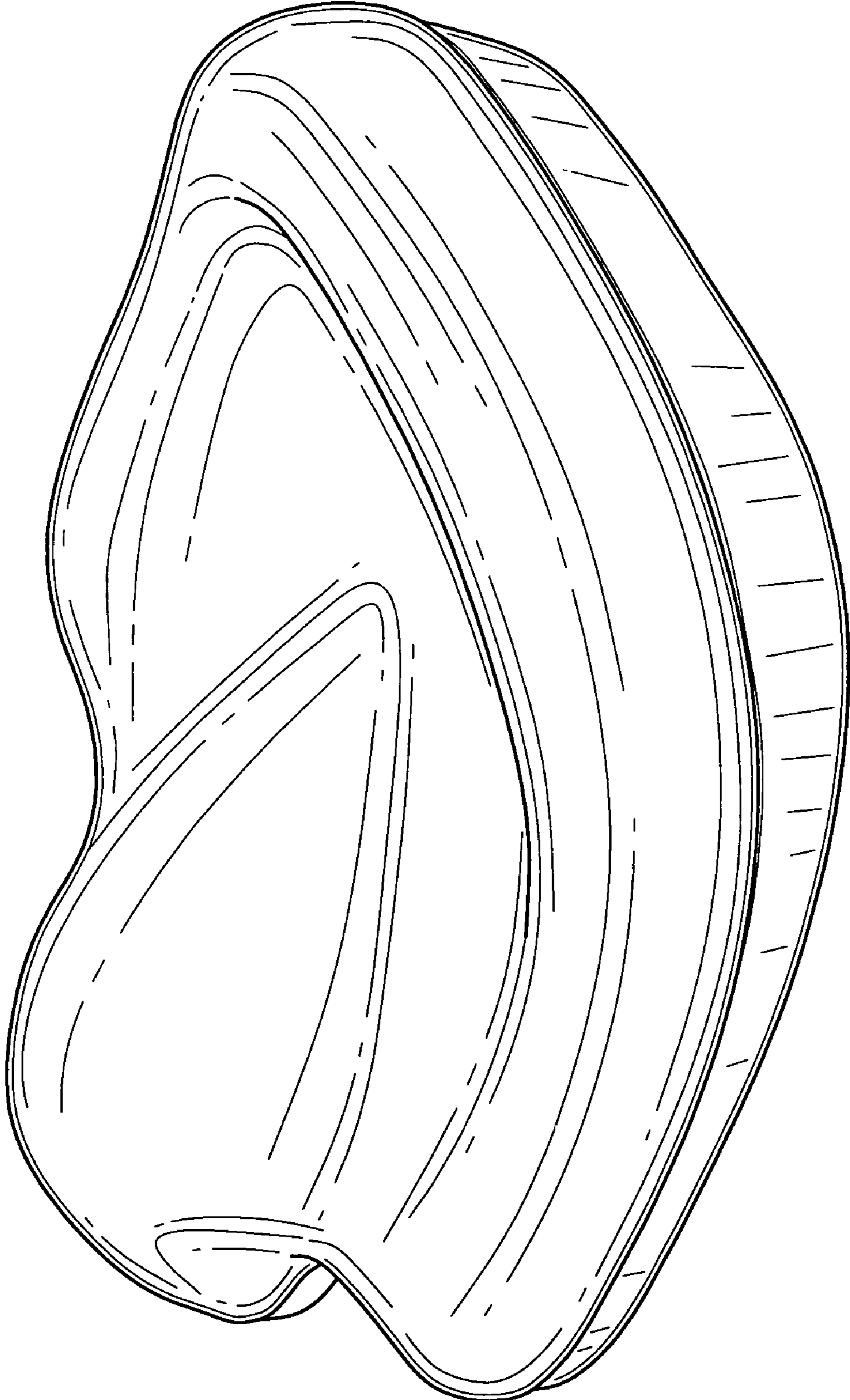


FIG. 5