



US00D642844S

(12) **United States Design Patent**
Cheris

(10) **Patent No.:** **US D642,844 S**
(45) **Date of Patent:** **** Aug. 9, 2011**

- (54) **ROLLABLE CHAIRMAT**
- (75) Inventor: **Albert B. Cheris**, Buffalo Grove, IL
(US)
- (73) Assignee: **Tenex Corporation**, Buffalo Grove, IL
(US)
- (**) Term: **14 Years**
- (21) Appl. No.: **29/363,132**
- (22) Filed: **Jun. 4, 2010**
- (51) **LOC (9) Cl.** **06-11**
- (52) **U.S. Cl.** **D6/582**
- (58) **Field of Classification Search** D5/1, 2,
D5/9, 11, 12, 43, 47, 50, 54, 56, 59; D6/582,
D6/583, 585, 586, 592, 594, 605; D9/707,
D9/713; D12/203; 4/581, 582; 5/420; 15/215;
52/660; 66/169 R; 428/15, 32, 66.5, 112,
428/187, 221, 542.6
See application file for complete search history.

- D353,071 S * 12/1994 Roberts D6/583
- 5,725,926 A * 3/1998 Wang 428/78
- D394,036 S * 5/1998 Mauffette D12/203
- D413,850 S * 9/1999 Wang D12/203
- D417,183 S * 11/1999 Rogers-Smith D12/317
- D418,354 S * 1/2000 O'Rourke D6/583
- D421,950 S * 3/2000 Lu D12/203
- D434,359 S * 11/2000 Moore D12/203
- 6,177,165 B1 1/2001 Robbins, III
- 6,183,833 B1 2/2001 Robbins, III
- 6,284,341 B1 9/2001 Robbins, III
- 6,287,659 B1 9/2001 Robbins, III
- D472,419 S 4/2003 Robbins, III
- 6,579,250 B2 6/2003 Robbins, III
- 6,595,321 B1 * 7/2003 Tompson 181/290

(Continued)

FOREIGN PATENT DOCUMENTS

- EP 57391 A1 * 8/1982
- Primary Examiner* — Karen S Acker
- (74) *Attorney, Agent, or Firm* — Cook Alex Ltd.

- (57) **CLAIM**
The ornamental design for a rollable chairmat, as shown and described.

(56) **References Cited**

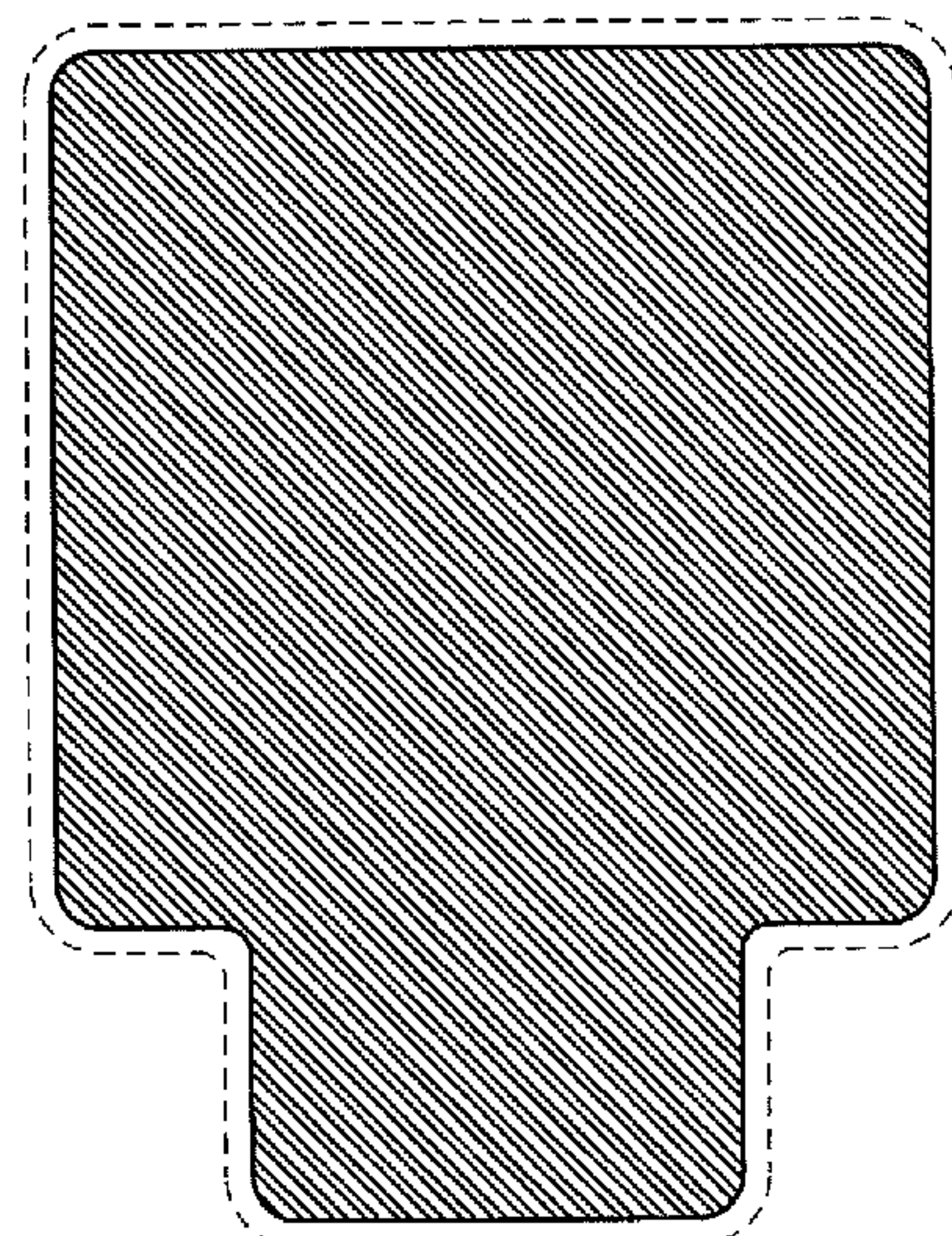
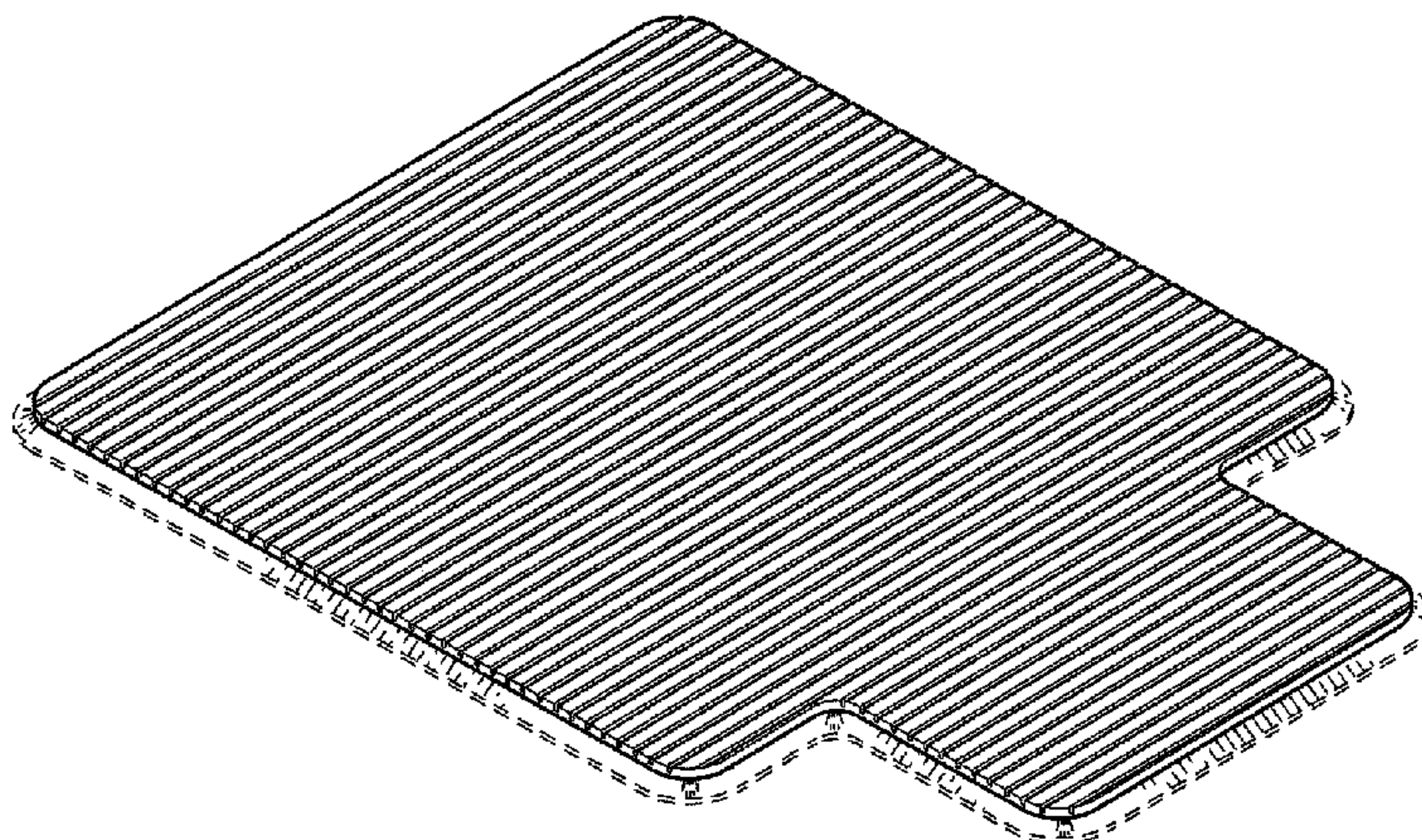
U.S. PATENT DOCUMENTS

- 835,274 A * 11/1906 Burns 15/215
- D57,791 S * 5/1921 Stanwood D12/203
- 2,512,310 A * 6/1950 Corson 15/215
- 2,709,105 A * 5/1955 Kramer 296/97.23
- D178,414 S * 7/1956 Meyer D12/203
- D180,405 S * 6/1957 Jackler D12/203
- 3,445,083 A * 5/1969 Louis 248/346.01
- 4,340,633 A 7/1982 Robbins, Jr.
- 4,370,767 A * 2/1983 Fraser 5/417
- D288,799 S * 3/1987 Peress D12/203
- 4,784,888 A 11/1988 Schwertner et al.
- 4,865,093 A 9/1989 Ford et al.
- 4,921,563 A 5/1990 Schwertner et al.
- D310,460 S * 9/1990 Vergnano D6/583
- 5,073,428 A 12/1991 Lancelot et al.
- D325,555 S * 4/1992 Primeau D12/203
- D330,988 S 11/1992 Robbins, III

DESCRIPTION

FIG. 1 is a perspective view of a rollable chairmat of the present invention;
 FIG. 2 is a bottom plan view thereof;
 FIG. 3 is an end view thereof;
 FIG. 4 is a side view thereof;
 FIG. 5 is a top plan view thereof;
 FIG. 6 is a top plan view of a first alternate embodiment of the rollable chairmat shown in FIG. 1; and,
 FIG. 7 is a top plan view of a second alternate embodiment of the rollable chairmat shown in FIG. 1.
 The phantom lines in the drawings represent environmental subject matter and form no part of the claimed design.

1 Claim, 5 Drawing Sheets



US D642,844 S

Page 2

U.S. PATENT DOCUMENTS

D478,494 S *	8/2003	Arnold	D8/107	D522,299 S	6/2006	Robbins, III	
D478,761 S	8/2003	Robbins, III		D622,648 S *	8/2010	Lu	D12/203
D508,368 S *	8/2005	Lion et al.	D7/388	7,776,422 B2 *	8/2010	Alford	428/99
6,946,184 B2	9/2005	Robbins, III		2007/0082177 A1	4/2007	Robbins, III	
D511,732 S *	11/2005	Hussaini et al.	D12/203	2008/0213537 A1 *	9/2008	Alford	428/141
7,029,743 B2	4/2006	Robbins, III					

* cited by examiner

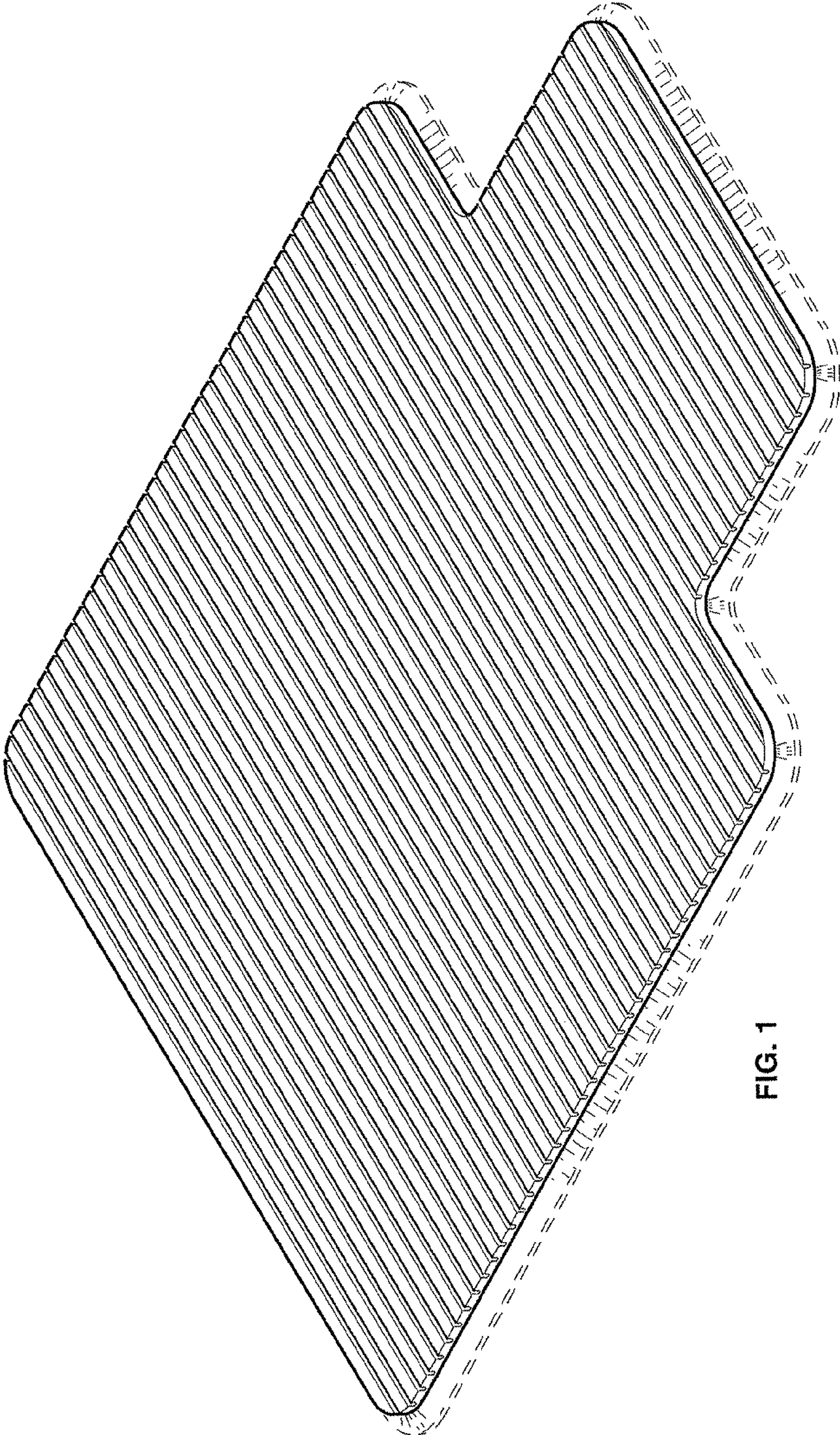


FIG. 1

FIG. 3

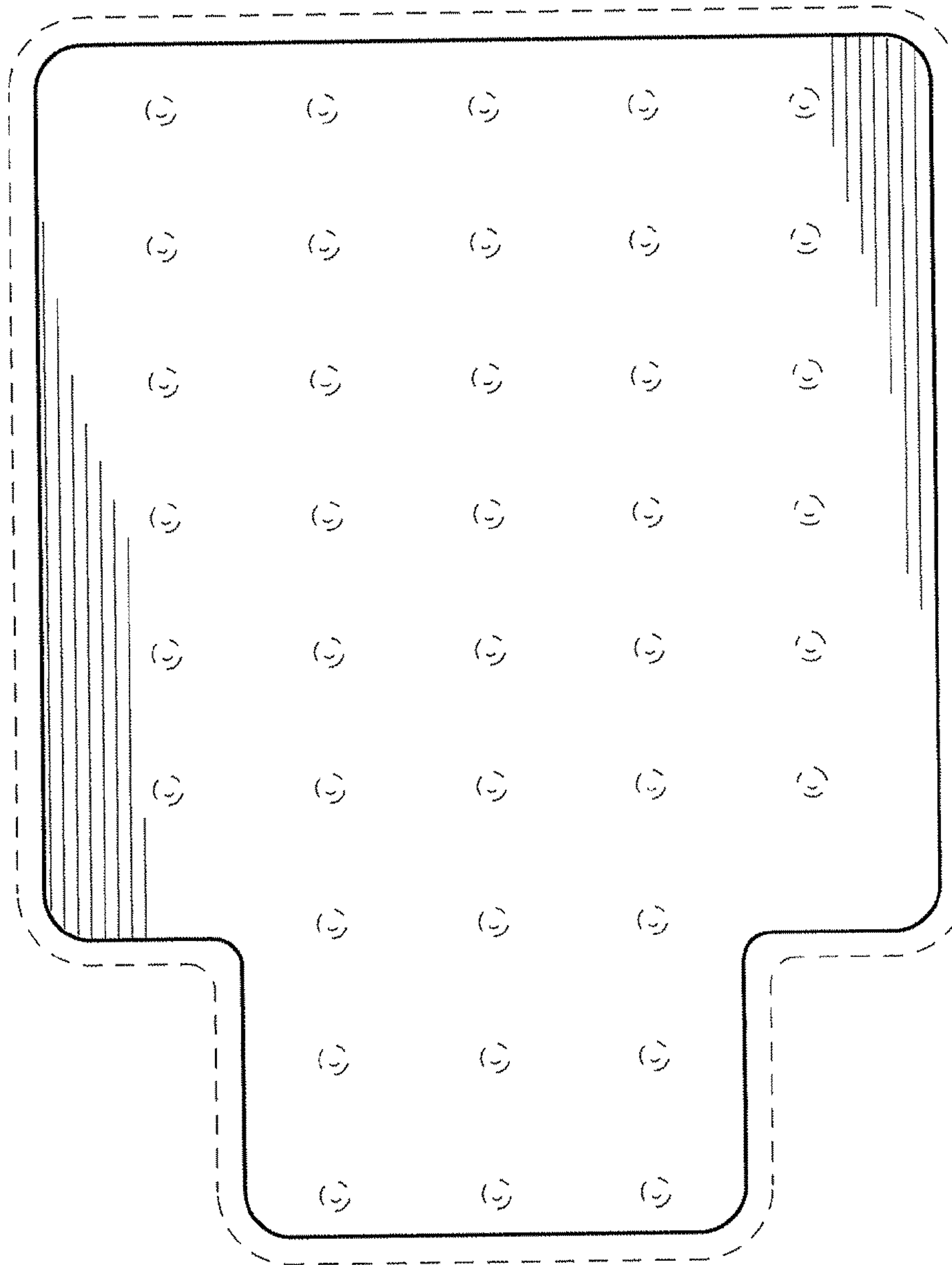



FIG. 2



FIG. 4

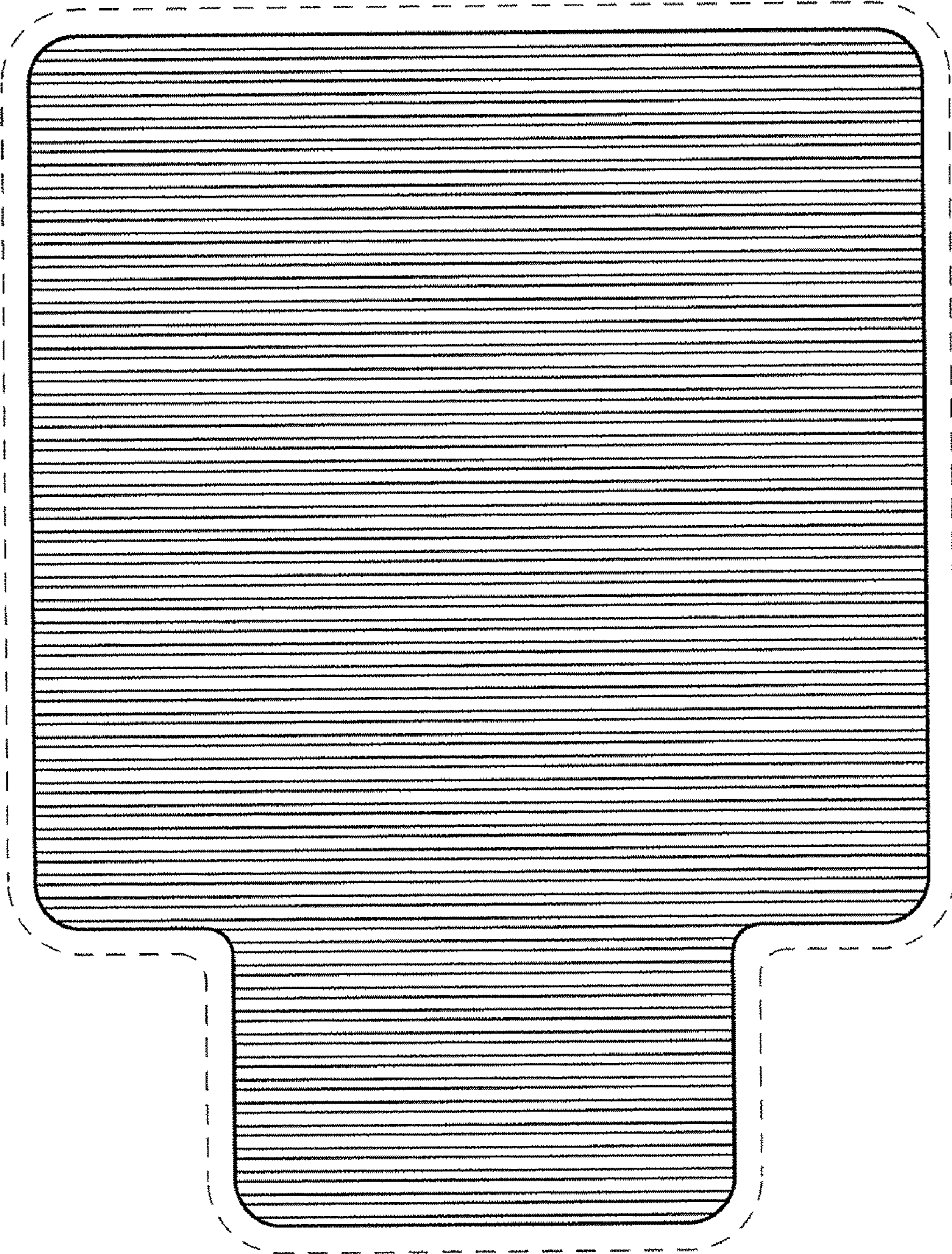


FIG. 5

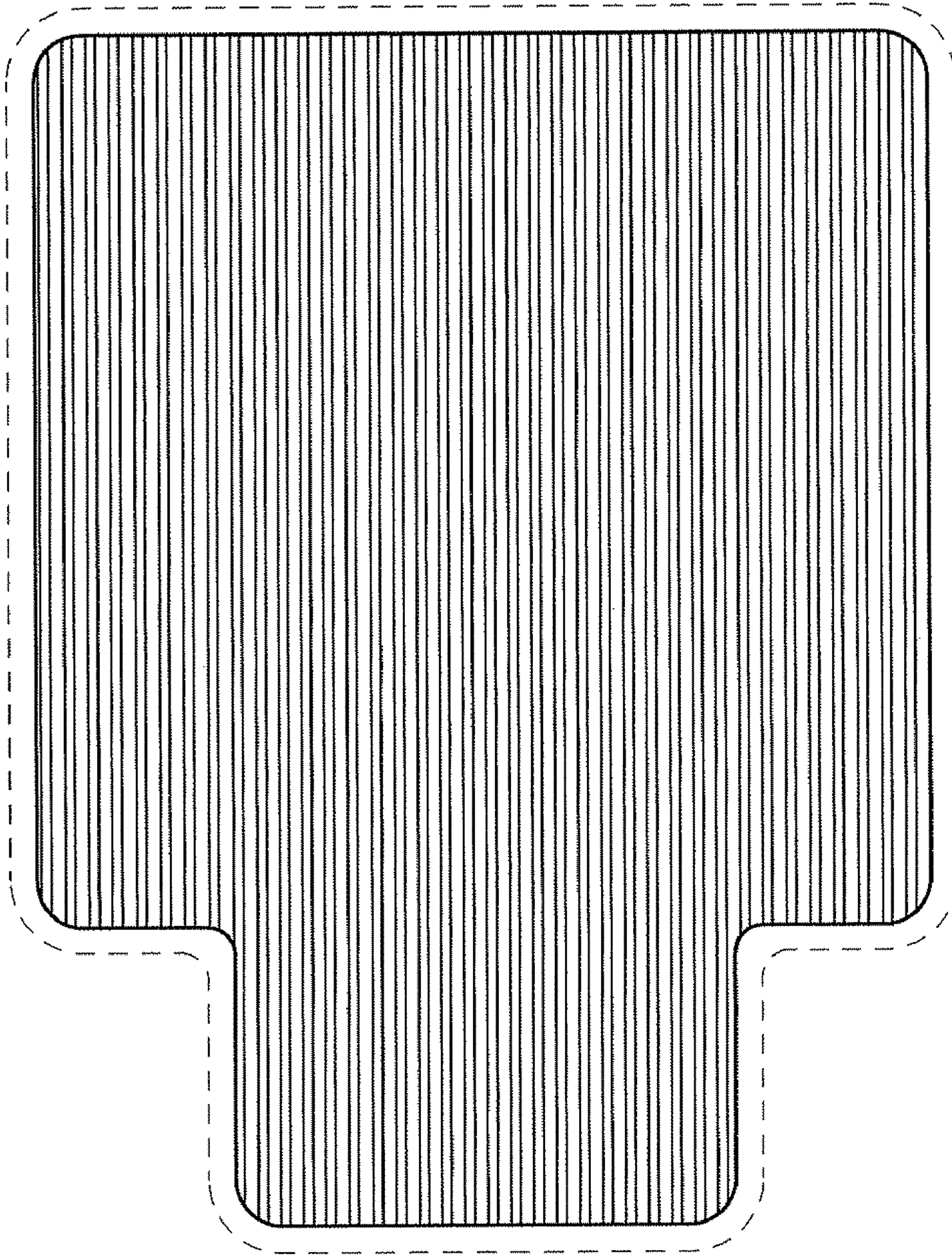


FIG. 6

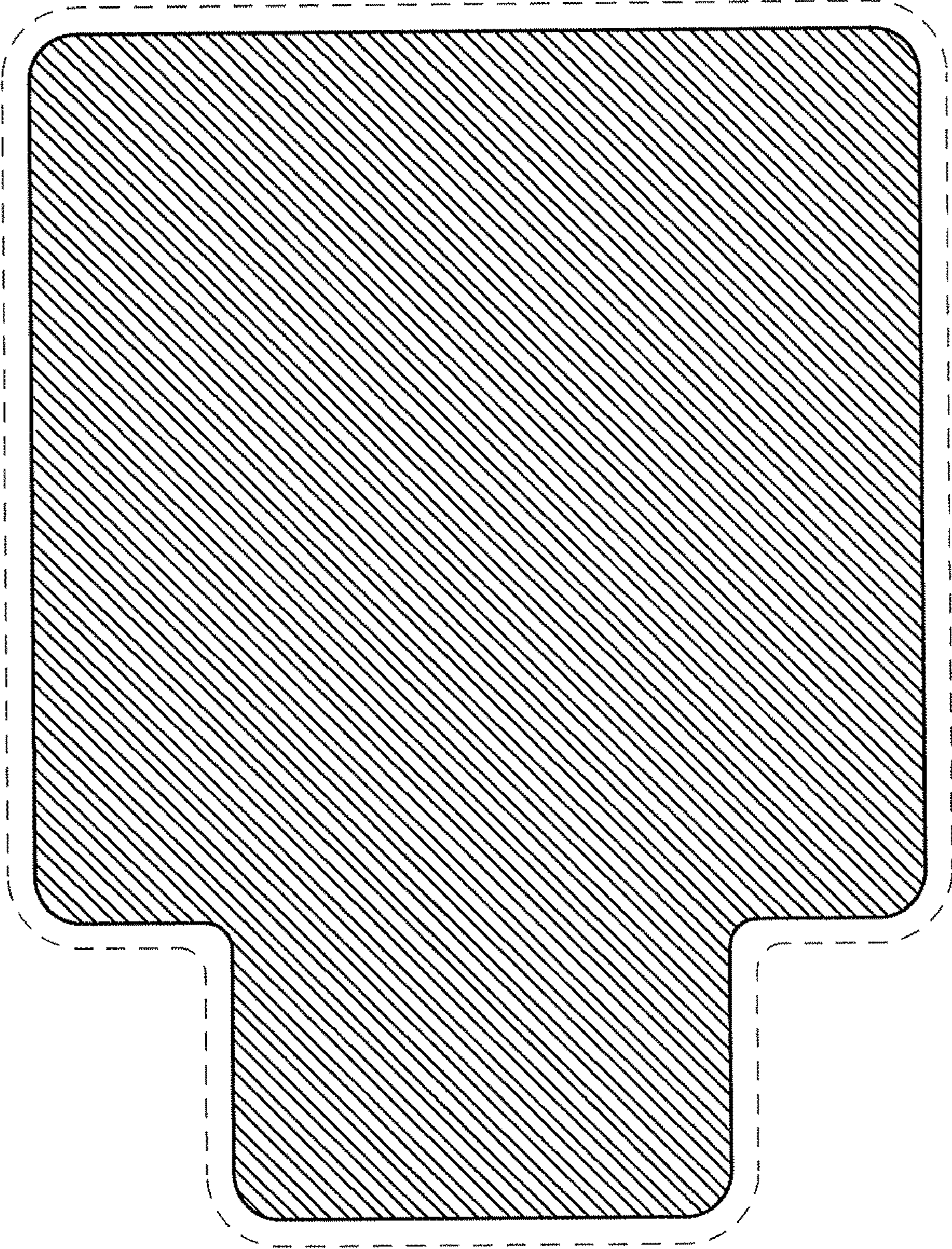


FIG. 7