



US00D642842S

(12) **United States Design Patent**
Stoeckler

(10) **Patent No.:** **US D642,842 S**

(45) **Date of Patent:** **** Aug. 9, 2011**

(54) **LEASH ANCHOR**

(75) Inventor: **Jacqueline Stoeckler**, Portland, OR
(US)

(73) Assignee: **dogplate, LLC**, Portland, OR (US)

(**) Term: **14 Years**

(21) Appl. No.: **29/384,170**

(22) Filed: **Jan. 27, 2011**

D499,595 S * 12/2004 Mijanovich et al. D6/572
D555,964 S * 11/2007 Boswell et al. D6/572
D560,943 S * 2/2008 Hurd et al. D6/567
D611,875 S * 3/2010 Walker D11/134

* cited by examiner

Primary Examiner — Brian N Vinson

(74) *Attorney, Agent, or Firm* — Marger Johnson &
McCollom, P.C.

(57) **CLAIM**

The ornamental design for a leash anchor, as shown and described.

Related U.S. Application Data

(62) Division of application No. 29/359,788, filed on Apr. 15, 2010, now Pat. No. Des. 633,741.

(51) **LOC (9) Cl.** **06-04**

(52) **U.S. Cl.** **D6/572; D11/134**

(58) **Field of Classification Search** D6/553,
D6/567, 569–572; 248/309.1; D8/345, 363,
D8/367, 371–373, 380; 206/349; 211/13.1,
211/86.01, 87.01, 85.9; D11/131, 132, 134

See application file for complete search history.

DESCRIPTION

A portion of the disclosure of this patent document contains material which is subject to copyright protection. The copyright owner has no objection to the facsimile reproduction by anyone of the patent disclosure, as it appears in the Patent and Trademark Office patent files or records, but otherwise reserves all copyright rights whatsoever.

FIG. 1 is a perspective view of an embodiment of a leash anchor;

FIG. 2 is a back elevation view thereof;

FIG. 3 is a front elevation view thereof;

FIG. 4 is a left side elevation view thereof;

FIG. 5 is a right side elevation view thereof;

FIG. 6 is a top plan view thereof; and,

FIG. 7 is a bottom plan view thereof.

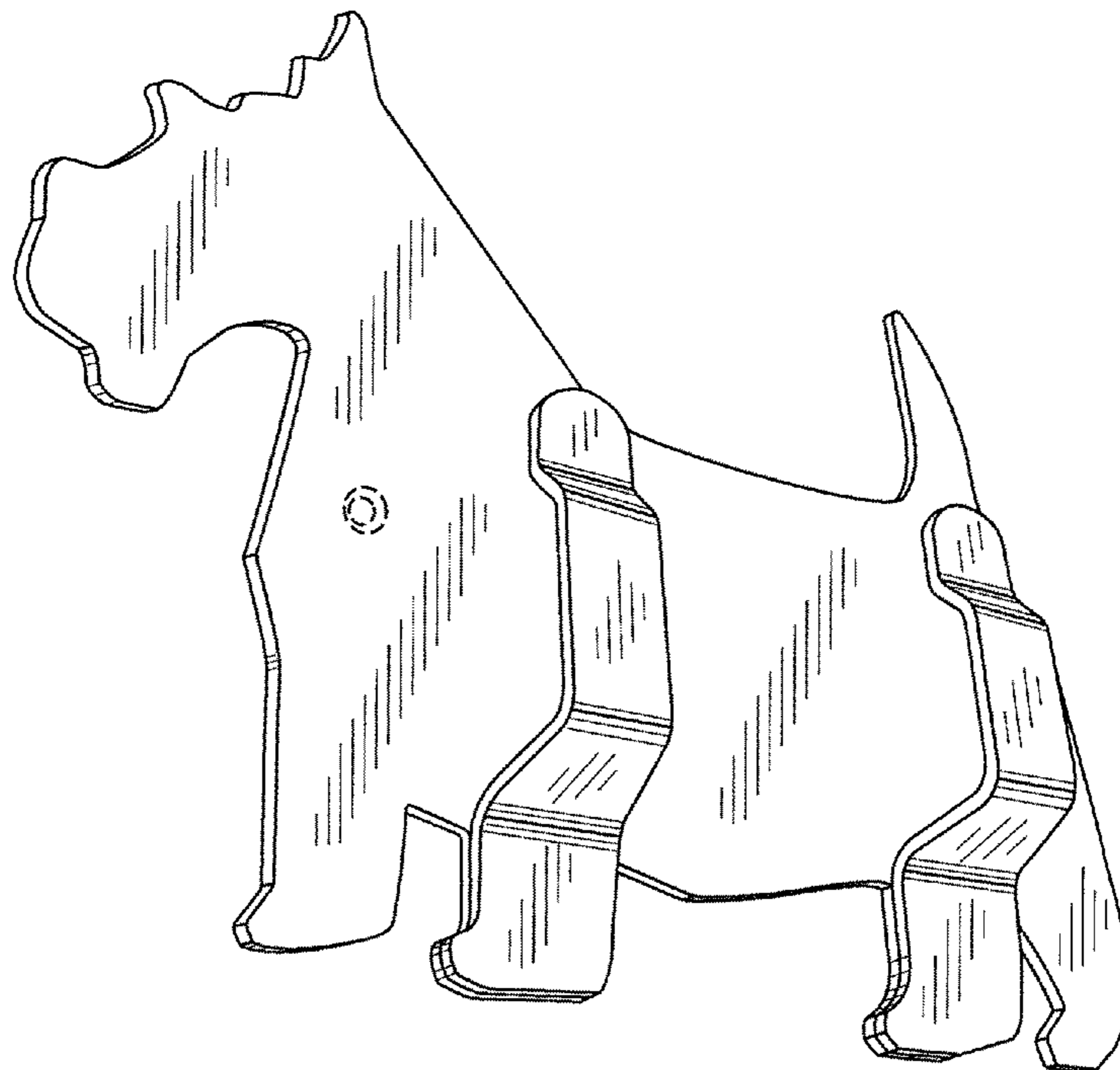
The broken lines showing environment are for illustrative purposes only and form no part of the claimed design.

(56) **References Cited**

U.S. PATENT DOCUMENTS

D127,813 S * 6/1941 Pipenhagen D6/570
D206,807 S * 1/1967 Deane D11/134
D307,563 S * 5/1990 Young D11/134
D326,405 S * 5/1992 Leto D6/567
D328,416 S * 8/1992 Karrer et al. D6/567
D460,652 S * 7/2002 Mahoney D6/552

1 Claim, 2 Drawing Sheets






FIG. 1




FIG. 2

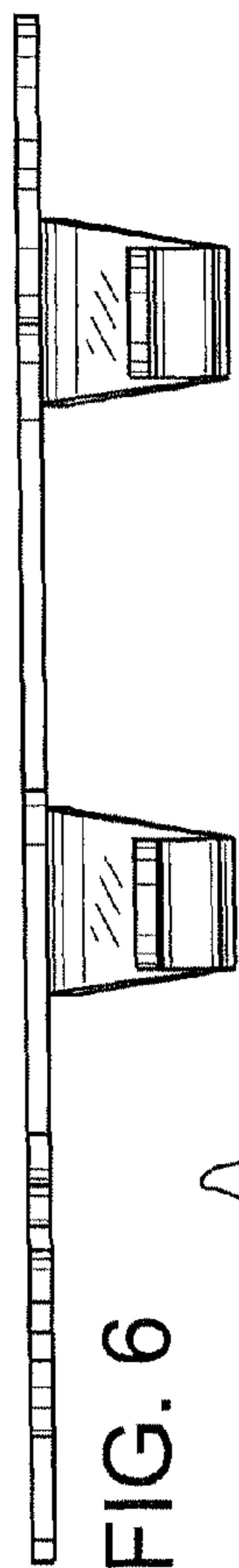


FIG. 6

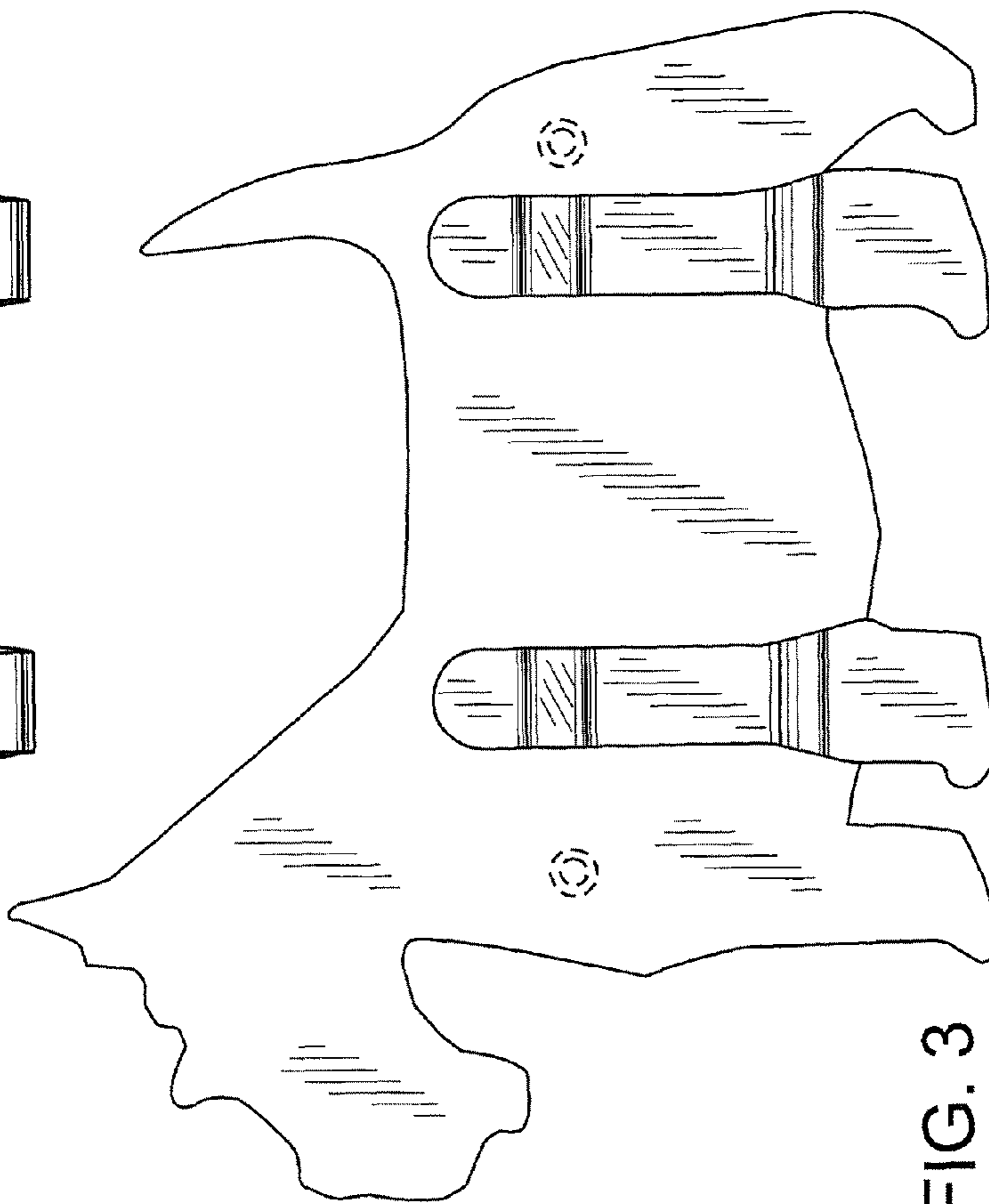


FIG. 3

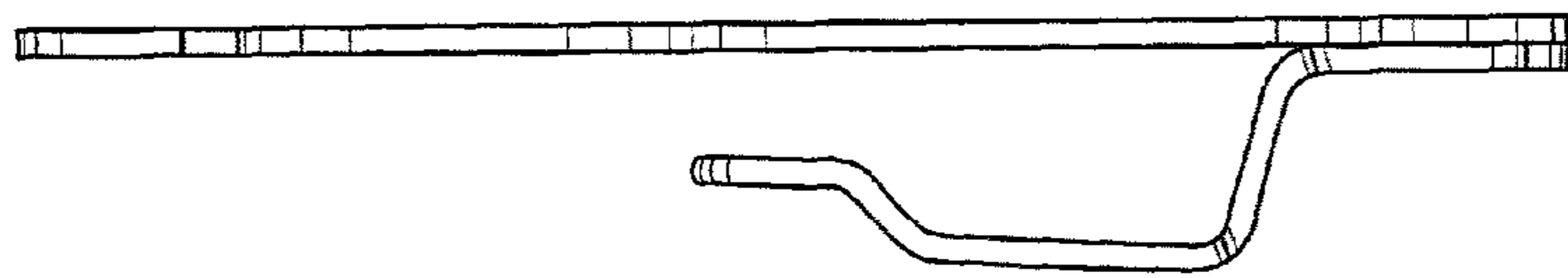


FIG. 5

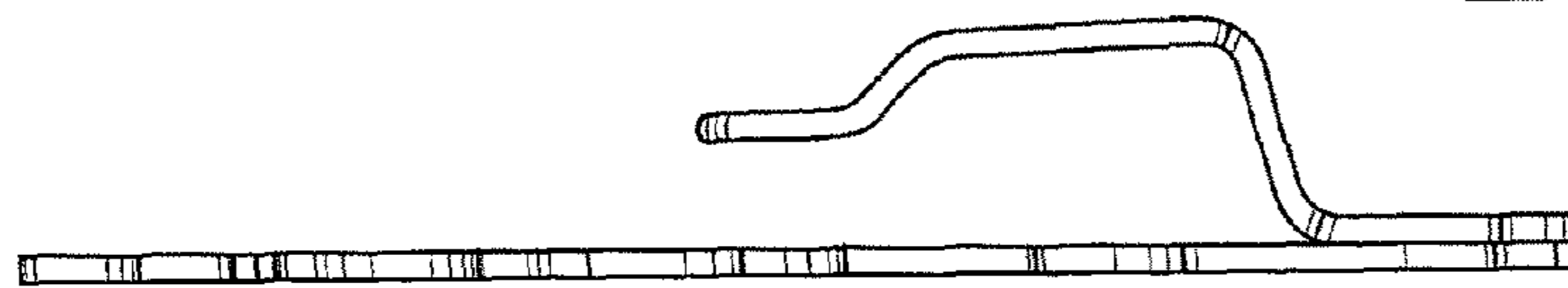


FIG. 4

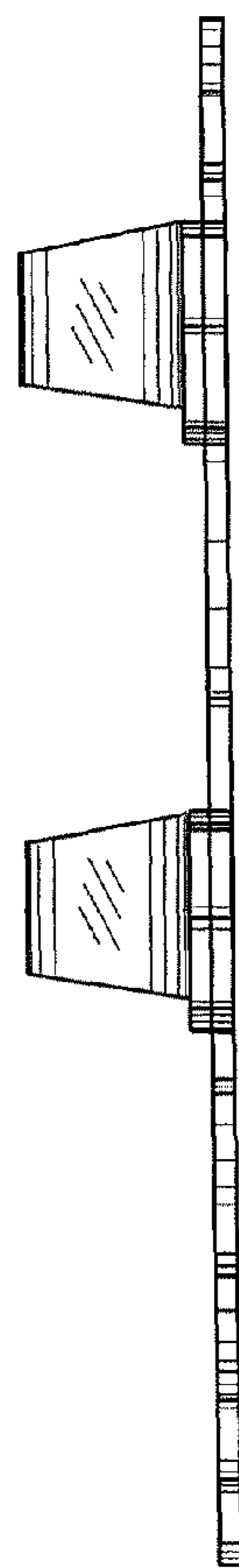


FIG. 7