



US00D642834S

(12) **United States Design Patent**
Ballendat

(10) **Patent No.:** **US D642,834 S**

(45) **Date of Patent:** **** Aug. 9, 2011**

(54) **CHAIR-BACK**

(75) **Inventor:** **Martin Ballendat**, Braunau (AT)

(73) **Assignee:** **Dauphin Entwicklungs-u. Beteiligungs-GmbH**, Hersbruck (DE)

(**) **Term:** **14 Years**

(21) **Appl. No.:** **29/385,498**

(22) **Filed:** **Feb. 15, 2011**

(30) **Foreign Application Priority Data**

Jan. 31, 2011 (EM) 001 257 315-0001

(51) **LOC (9) Cl.** **06-01**

(52) **U.S. Cl.** **D6/502**

(58) **Field of Classification Search** D6/334-336,
D6/364, 365, 366, 367, 369, 374, 476, 379,
D6/380, 500-502; 297/300.2, 452.18, 452.21,
297/452.29, 452.3, 452.32, 452.35

See application file for complete search history.

(56) **References Cited**

U.S. PATENT DOCUMENTS

D397,258 S *	8/1998	Heyder et al.	D6/366
D459,903 S *	7/2002	Lo	D6/366
D496,812 S *	10/2004	Chu	D6/500
D507,437 S *	7/2005	Klaasen et al.	D6/500
D514,338 S *	2/2006	Bellin	D6/366
D597,329 S *	8/2009	Tanaka et al.	D6/366

* cited by examiner

Primary Examiner — Mimoso De

(74) *Attorney, Agent, or Firm* — McGlew and Tuttle, P.C.


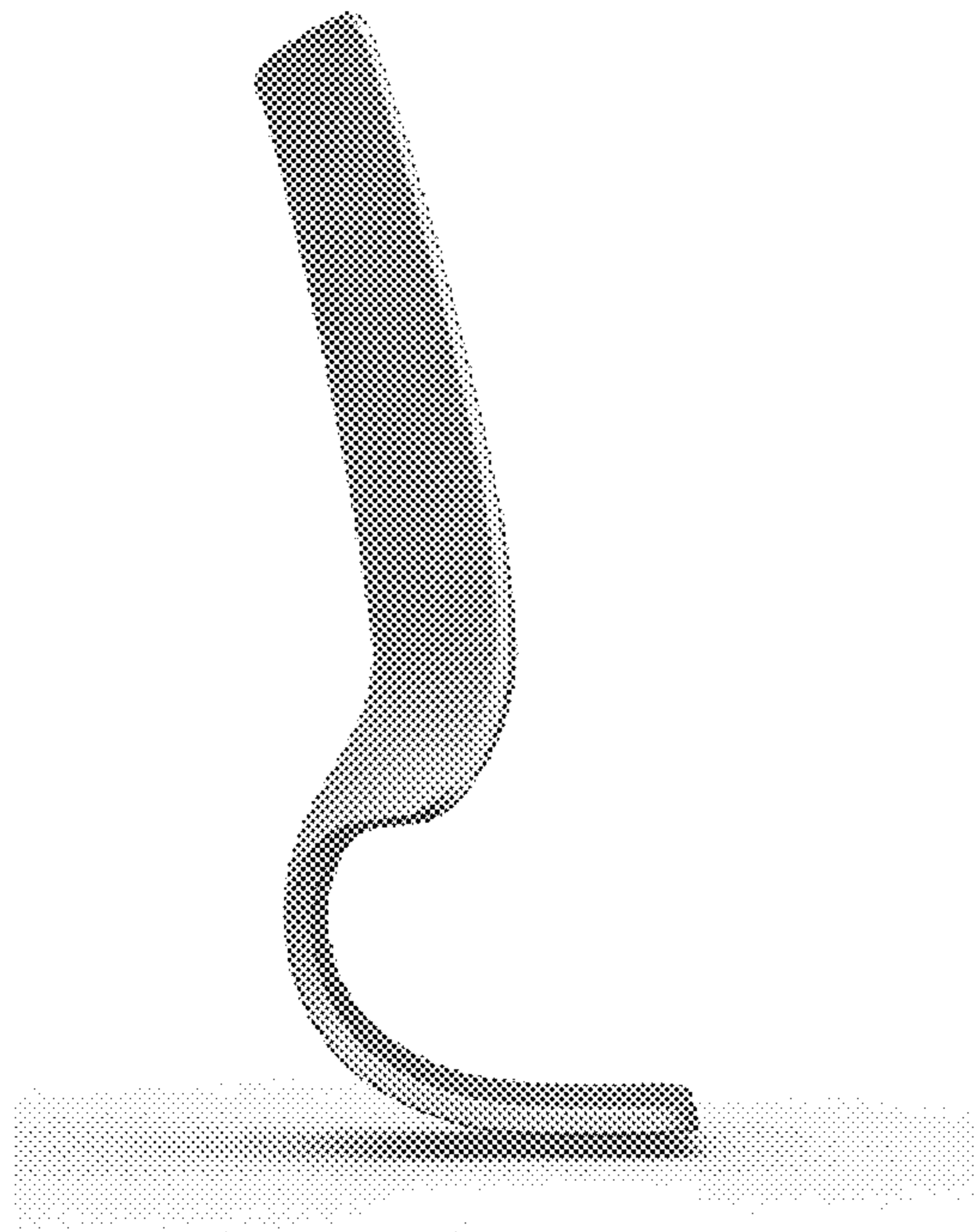
(57) **CLAIM**

The ornamental design for a chair-back, as shown and described.

DESCRIPTION

FIG. 1 is a front view of a chair-back, showing my design;
FIG. 2 is a rear view thereof;
FIG. 3 is a top view thereof;
FIG. 4 is a bottom view thereof;
FIG. 5 is a lateral view (right side) thereof;
FIG. 6 is a lateral view (left side) thereof; and,
FIG. 7 is a perspective view thereof.

1 Claim, 3 Drawing Sheets






FIG. 1




FIG. 2




FIG. 3

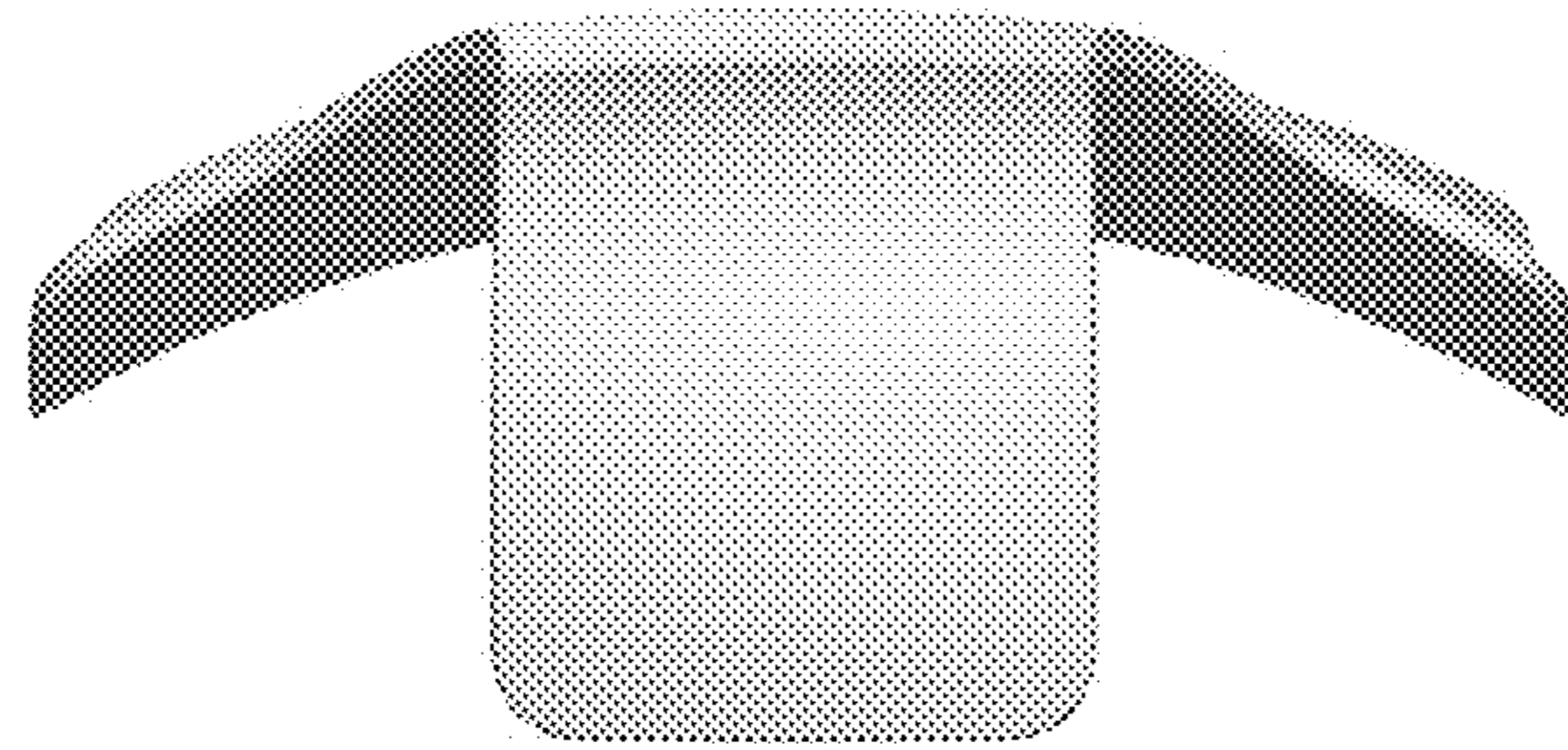


FIG. 4




FIG. 5




FIG. 6




FIG. 7