



US00D642825S

(12) **United States Design Patent**
Hayek

(10) **Patent No.:** **US D642,825 S**

(45) **Date of Patent:** **** Aug. 9, 2011**

(54) **TABLE**

(76) **Inventor:** **Jackson T. Hayek**, Decorah, IA (US)

(**) **Term:** **14 Years**

(21) **Appl. No.:** **29/350,998**

(22) **Filed:** **Nov. 25, 2009**

(51) **LOC (9) Cl.** **06-03**

(52) **U.S. Cl.** **D6/451**

(58) **Field of Classification Search** D6/480-489,
D6/495, 499, 451, 429-431; 108/153.1,
108/156, 157, 161; 248/188, 188.1, 188.7,
248/188.8

See application file for complete search history.

D412,802 S	8/1999	Beldo	
D443,443 S *	6/2001	Welke	D6/497
D463,163 S	9/2002	Lewis	
D487,659 S *	3/2004	Kerr	D6/511
D496,802 S	10/2004	Hightower	
D556,474 S	12/2007	Good	
D583,168 S	12/2008	Lade	
D623,438 S *	9/2010	Dively et al.	D6/451

* cited by examiner

Primary Examiner — Janice Seeger

(74) *Attorney, Agent, or Firm* — QuickPatents, Inc.; Kevin Prince

(57) **CLAIM**

What is claimed is the ornamental design for a table, as shown and described.

(56) **References Cited**


U.S. PATENT DOCUMENTS

D272,260 S	1/1984	Budde
D306,538 S	3/1990	Mergenov
D326,025 S	5/1992	Grosfillex
D341,278 S	11/1993	Peterson
D349,618 S	8/1994	Barfield
5,363,772 A	11/1994	Adamidis
D355,975 S	3/1995	Patoskie
D379,875 S	6/1997	Wied
D382,413 S	8/1997	Lundberg

DESCRIPTION

FIG. 1 is a perspective view of a table, showing the new design;
FIG. 2 is a front elevational view, the rear being identical thereto;
FIG. 3 is a left side elevational view, the right side being identical thereto; and,
FIG. 4 is a top plan view, the bottom being identical thereto.

1 Claim, 2 Drawing Sheets






FIG. 1




FIG. 2

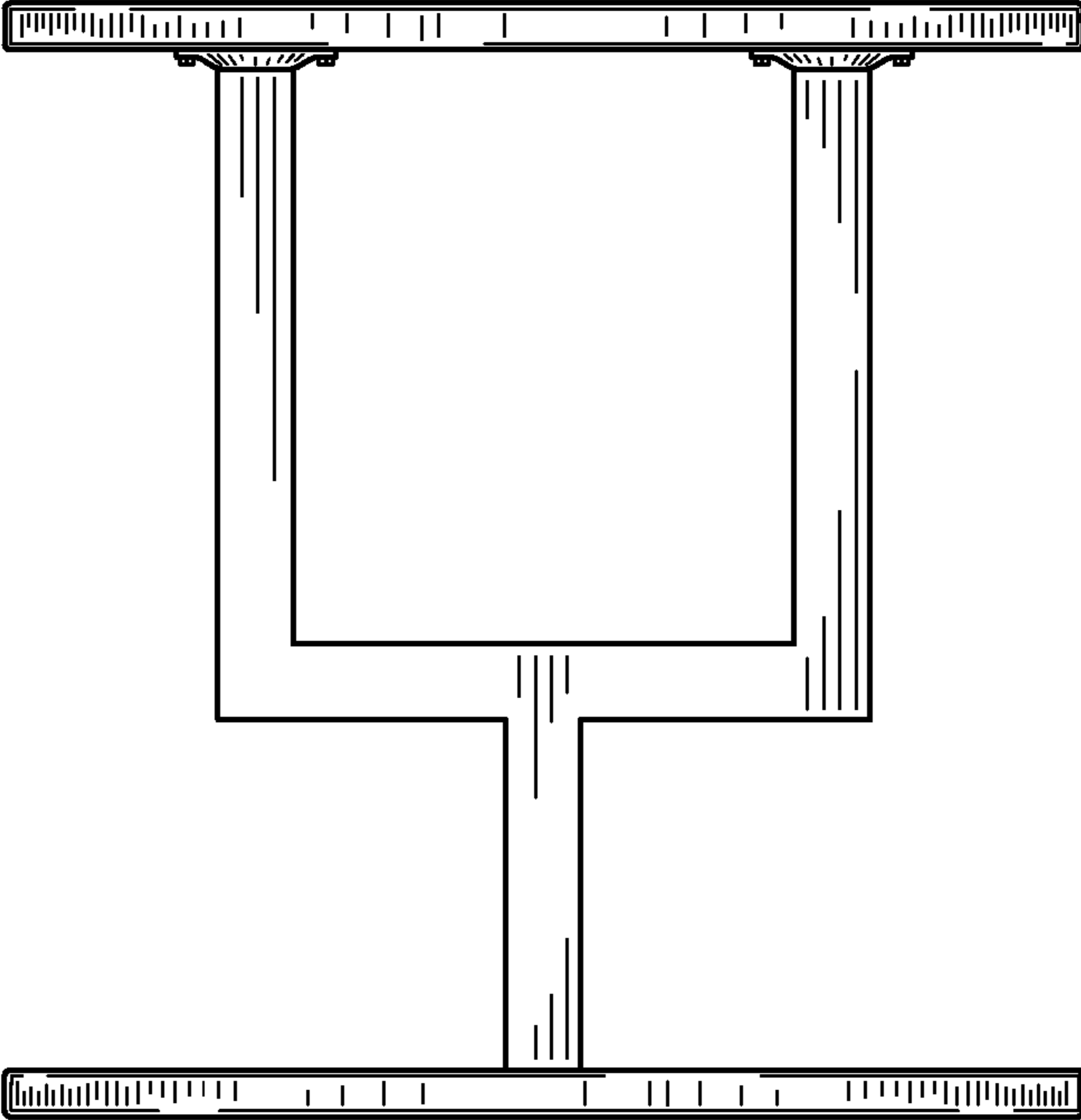


FIG. 3

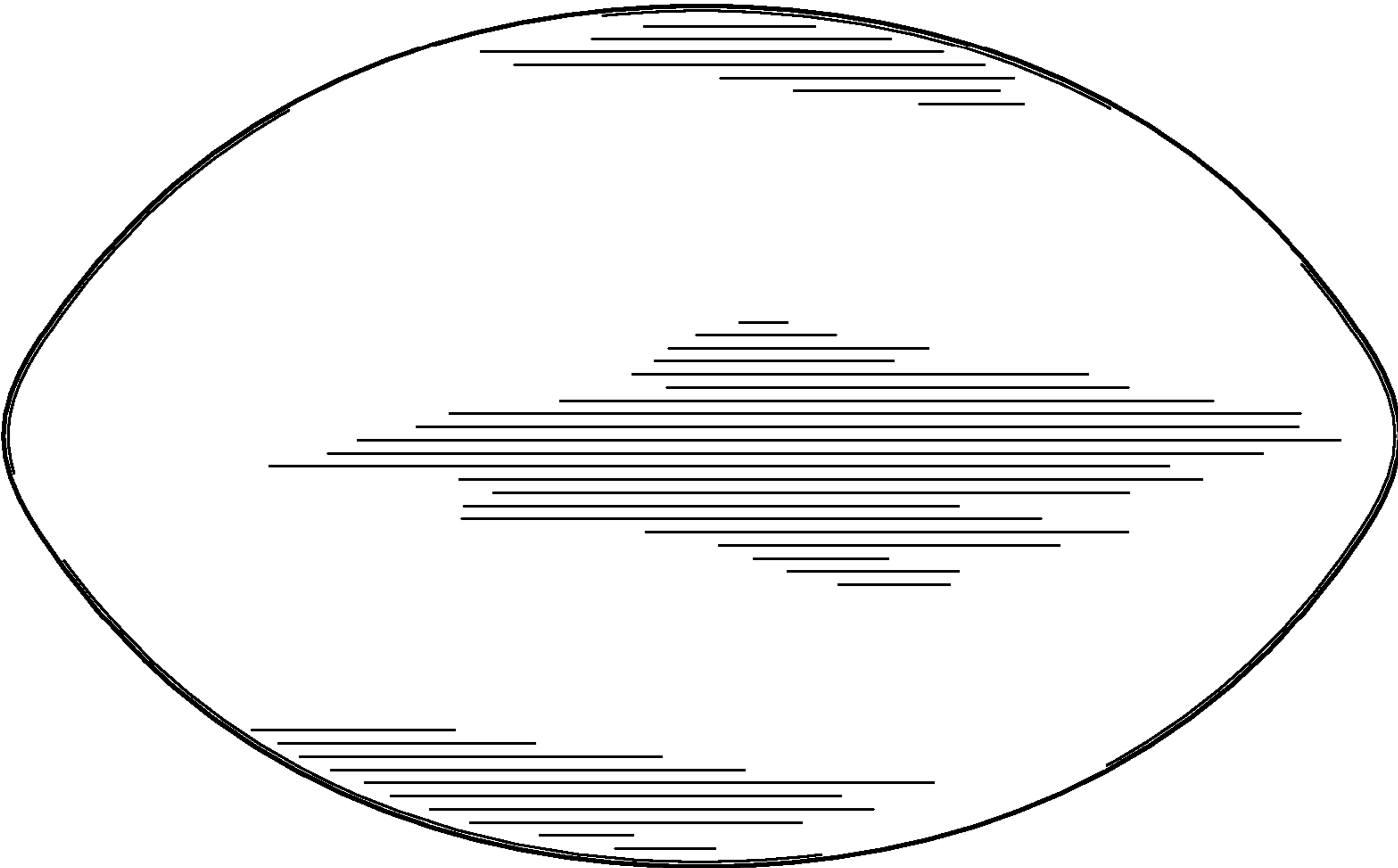


FIG. 4