



US00D642824S

(12) **United States Design Patent**
Theisen et al.

(10) **Patent No.:** **US D642,824 S**
(45) **Date of Patent:** **** Aug. 9, 2011**

- (54) **DISPLAY FIXTURE**
- (75) Inventors: **Jennifer A. Theisen**, Crystal, MN (US);
Jeffrey P. Pirro, Marcellus, NY (US);
Matthew W. Farrell, Syracuse, NY (US)
- (73) Assignee: **Target Brands, Inc.**, Minneapolis, MN (US)
- (**) Term: **14 Years**
- (21) Appl. No.: **29/388,581**
- (22) Filed: **Mar. 30, 2011**

4,919,282 A	4/1990	Duff et al.	
D318,585 S	7/1991	Duff et al.	
D321,100 S	10/1991	Dorrell	
D333,227 S *	2/1993	Horvath	D6/468
D334,495 S	4/1993	Bustos	
D336,803 S	6/1993	Stoddard et al.	
5,255,803 A *	10/1993	Pavone et al.	211/189
D365,706 S	1/1996	Campbell	
5,607,070 A	3/1997	Hellyer	
D393,160 S	4/1998	Canton Gongora et al.	
D393,963 S	5/1998	Mansour	
D395,561 S	6/1998	Gongora et al.	
D400,737 S *	11/1998	DePottety et al.	D6/468
D427,457 S	7/2000	Heiny et al.	
D430,758 S	9/2000	Skrzelowski	
D433,253 S	11/2000	Gingrich et al.	
D441,571 S	5/2001	Heiny et al.	
D450,486 S	11/2001	Stafford et al.	

(Continued)

Related U.S. Application Data

- (62) Division of application No. 29/376,837, filed on Oct. 13, 2010, now Pat. No. Des. 637,421.
- (51) **LOC (9) Cl.** **06-06**
- (52) **U.S. Cl.** **D6/449**
- (58) **Field of Classification Search** D6/449,
D6/455, 457, 464, 470-472, 474-475, 477-479,
D6/567; 108/59, 108, 161; 312/107, 114;
211/59.4, 69, 134, 186-192
See application file for complete search history.

Primary Examiner — Elizabeth Albert
Assistant Examiner — Kelley Donnelly
(74) *Attorney, Agent, or Firm* — Griffiths & Seaton PLLC

(57) **CLAIM**
The ornamental design for a display fixture, substantially as shown and described.

DESCRIPTION


FIG. 1 is a perspective view of a display fixture;
FIG. 2 is a front elevation view of the display fixture of FIG. 1;
FIG. 3 is a rear elevation view of the display fixture of FIG. 1;
FIG. 4 is a left elevation view of the display fixture of FIG. 1;
FIG. 5 is a right elevation view of the display fixture of FIG. 1;
FIG. 6 is a top plan view of the display fixture of FIG. 1; and,
FIG. 7 is a bottom plan view of the display fixture of FIG. 1.
The broken lines showing is included for the purpose of illustrating environment and forms no part of the claimed design.

(56) **References Cited**

U.S. PATENT DOCUMENTS

2,787,382 A	4/1957	Williams	
2,998,107 A	8/1961	Zimmerla	
3,040,905 A	6/1962	Gingher et al.	
3,044,632 A	7/1962	Schild	
3,081,718 A	3/1963	Shoffner	
3,161,158 A	12/1964	Lurey	
3,473,671 A *	10/1969	Gangitano	211/45
3,511,193 A	5/1970	Schild	
3,640,389 A	2/1972	Snyder	
D243,891 S	4/1977	Snyder	
D279,201 S *	6/1985	Shuman	D20/43
D290,204 S	6/1987	Bruget	
D294,090 S	2/1988	Robertson	
4,785,946 A	11/1988	Sorensen	

1 Claim, 7 Drawing Sheets



US D642,824 S

Page 2

U.S. PATENT DOCUMENTS

D468,134 S *	1/2003	Oikawa	D6/466	D586,152 S	2/2009	Maki	
D468,934 S *	1/2003	Dienstmann	D6/449	D589,279 S	3/2009	Stukenberg	
6,675,725 B2 *	1/2004	Felton et al.	108/107	D591,531 S	5/2009	Sparkowski	
D486,673 S	2/2004	Hessell		D593,775 S	6/2009	Singler et al.	
D486,982 S	2/2004	Hessell		D601,367 S *	10/2009	Nelson et al.	D6/477
D547,569 S	7/2007	Yan		D607,669 S	1/2010	Trinh et al.	
D559,577 S *	1/2008	Quinn	D6/397	D607,670 S	1/2010	Trinh et al.	
D573,369 S	7/2008	Sparkowski		D609,510 S	2/2010	Stafford et al.	
D575,532 S *	8/2008	Whetman	D6/301	D622,083 S	8/2010	Linder	
D576,426 S	9/2008	Yuen-Schat et al.		D627,398 S *	11/2010	Horn	D20/39
D580,193 S	11/2008	Sparkowski		D631,679 S	2/2011	Woelfel	
7,448,634 B1 *	11/2008	Raub	280/79.3	D633,313 S *	3/2011	Ma	D6/397
D584,078 S	1/2009	Weigand					

* cited by examiner




FIG. 1

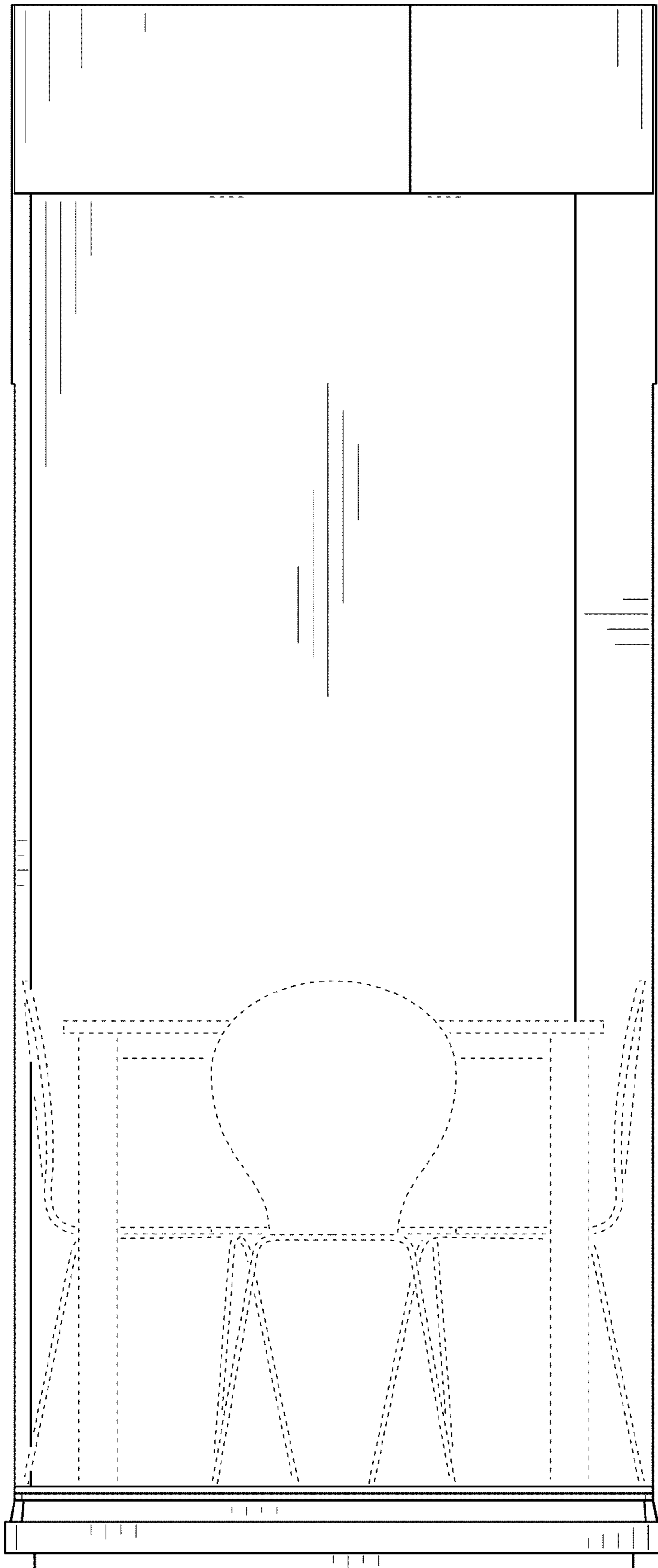


FIG. 2




FIG. 3




FIG. 4




FIG. 5

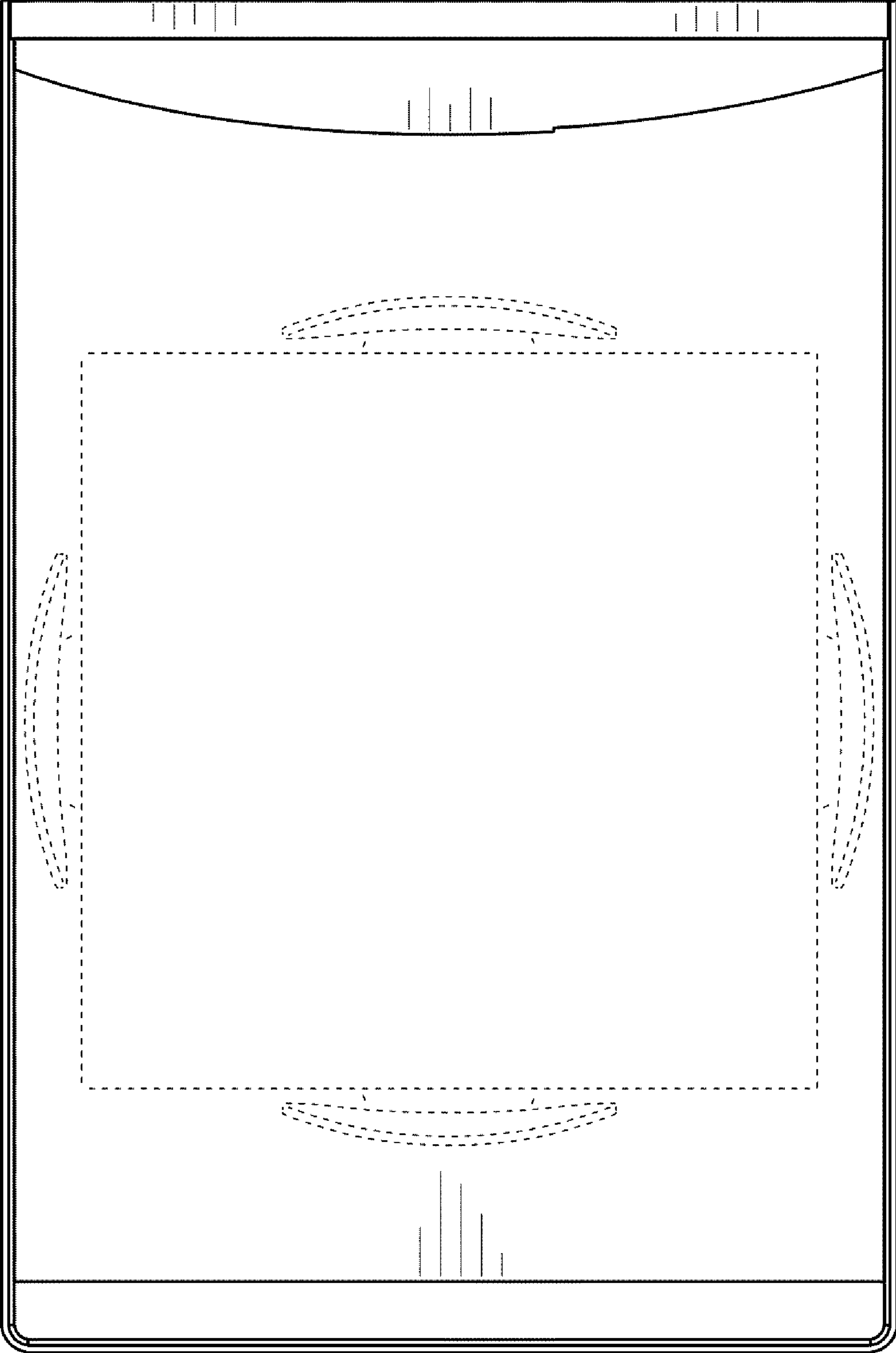


FIG. 6




FIG. 7