



US00D642821S

(12) **United States Design Patent**
Fowler

(10) **Patent No.:** **US D642,821 S**

(45) **Date of Patent:** **** Aug. 9, 2011**

(54) **DETACHABLE BABY CHANGING PLATFORM FOR CRIB**

(76) Inventor: **S. Sean Fowler**, Newport Coast, CA (US)

(**) Term: **14 Years**

(21) Appl. No.: **29/366,722**

(22) Filed: **Jul. 29, 2010**

(51) **LOC (9) Cl.** **06-02**

(52) **U.S. Cl.** **D6/391; D6/503**

(58) **Field of Classification Search** D6/385-387, D6/390, 391, 333, 331, 503, 553, 567, 574, D6/513, 418, 406.1; 5/93.1, 98.1, 98.3, 99.1, 5/101, 102, 105, 945, 947, 655, 3, 503.1, 5/507.1; 108/18, 146, 147.11, 147.17, 147.18, 108/47, 147.12

See application file for complete search history.

(56) **References Cited**

U.S. PATENT DOCUMENTS

2,842,781	A	7/1958	Hoffman	
3,062,602	A *	11/1962	O'Brien et al.	5/3
3,644,947	A	2/1972	Padera	
3,721,434	A	3/1973	Spies	
4,796,314	A	1/1989	Garduno	
4,935,973	A	6/1990	Behrman	
D337,907	S *	8/1993	Page	D6/511
5,339,470	A	8/1994	Shamie	

D358,717	S	5/1995	Foreman	
D377,275	S *	1/1997	Diletto	D6/418
5,615,434	A *	4/1997	Cracchiolo et al.	5/658
5,634,796	A *	6/1997	Dollar	434/236
D419,021	S *	1/2000	Owens	D6/574
7,263,729	B2	9/2007	Paesang et al.	
2005/0262628	A1	12/2005	Tharalson et al.	
2007/0061961	A1	3/2007	Shamie	

* cited by examiner

Primary Examiner — Janice Seeger

(57) **CLAIM**

The ornamental design for a detachable baby changing platform for crib, as shown and described.

DESCRIPTION

FIG. 1 is a perspective view of a detachable baby changing platform for crib showing my new design; FIG. 2 is a side view (opposite side view is mirror image) thereof;

FIG. 3 is a front elevational view in exploded condition;

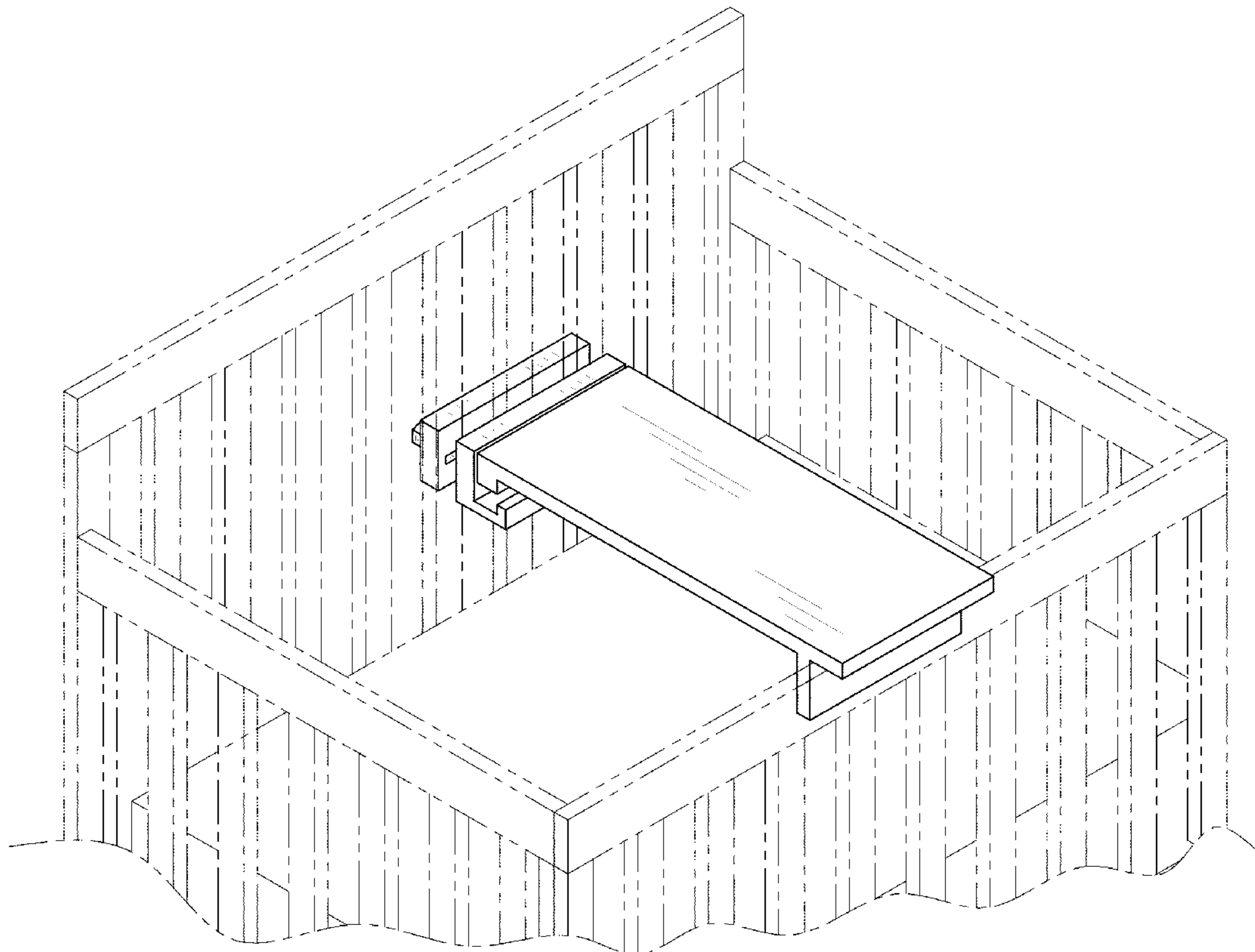
FIG. 4 is a rear elevational view in exploded condition;

FIG. 5 is a top plan view in exploded condition; and,

FIG. 6 is a bottom plan view in exploded condition.

In FIG. 1, the broken lines showing of environmental structure for purposes of illustrating the detachable baby changing platform for crib in a condition of use. The broken lines and the structure they depict form no part of the claimed design.

1 Claim, 4 Drawing Sheets



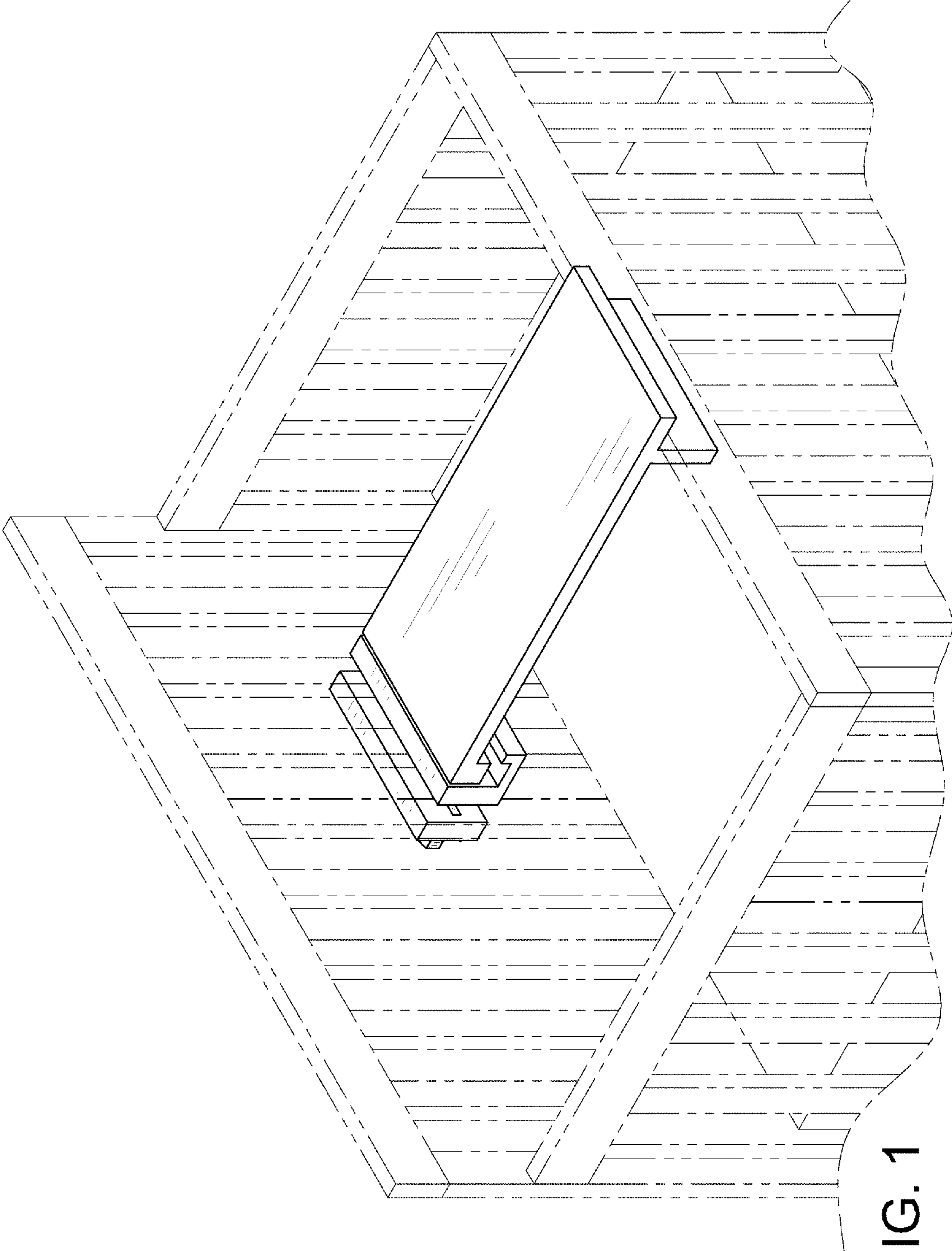


FIG. 1

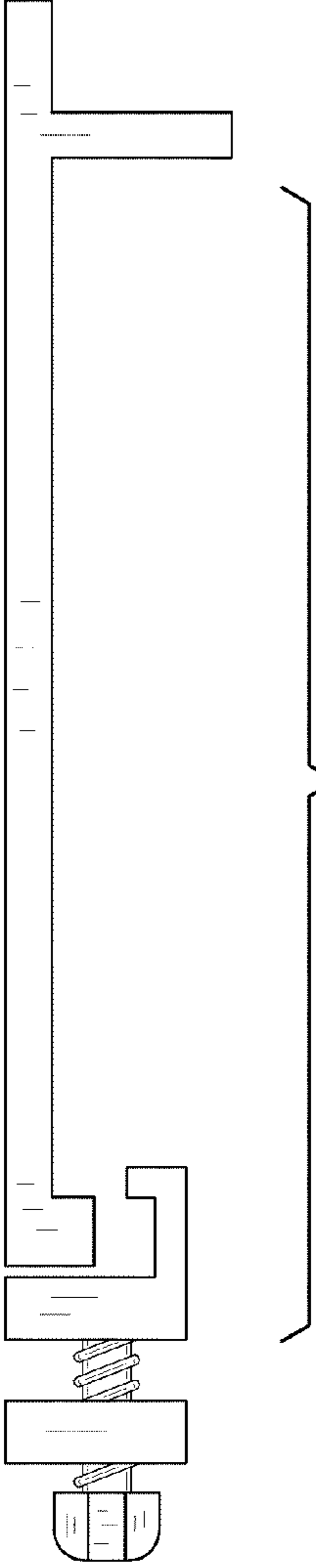


FIG. 2


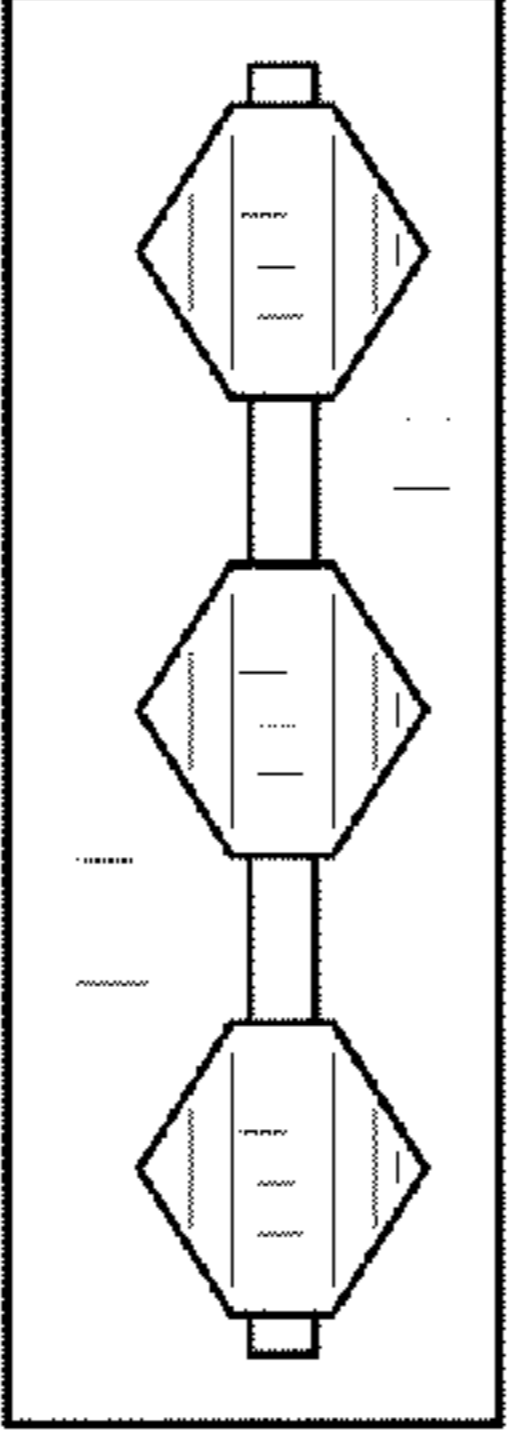


FIG. 3

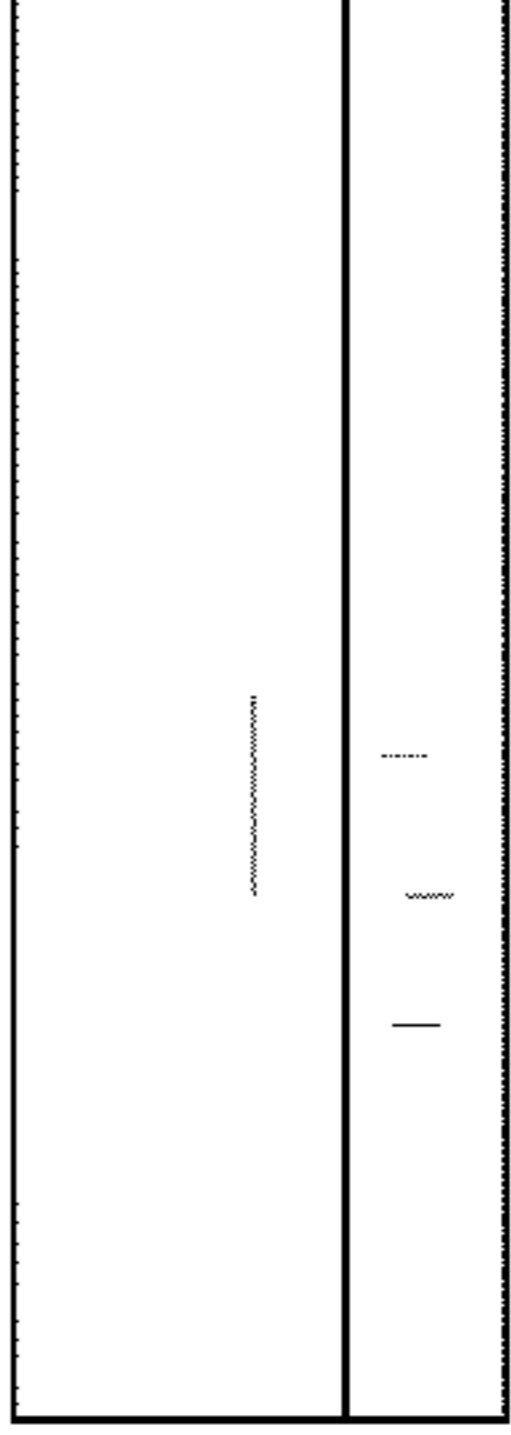
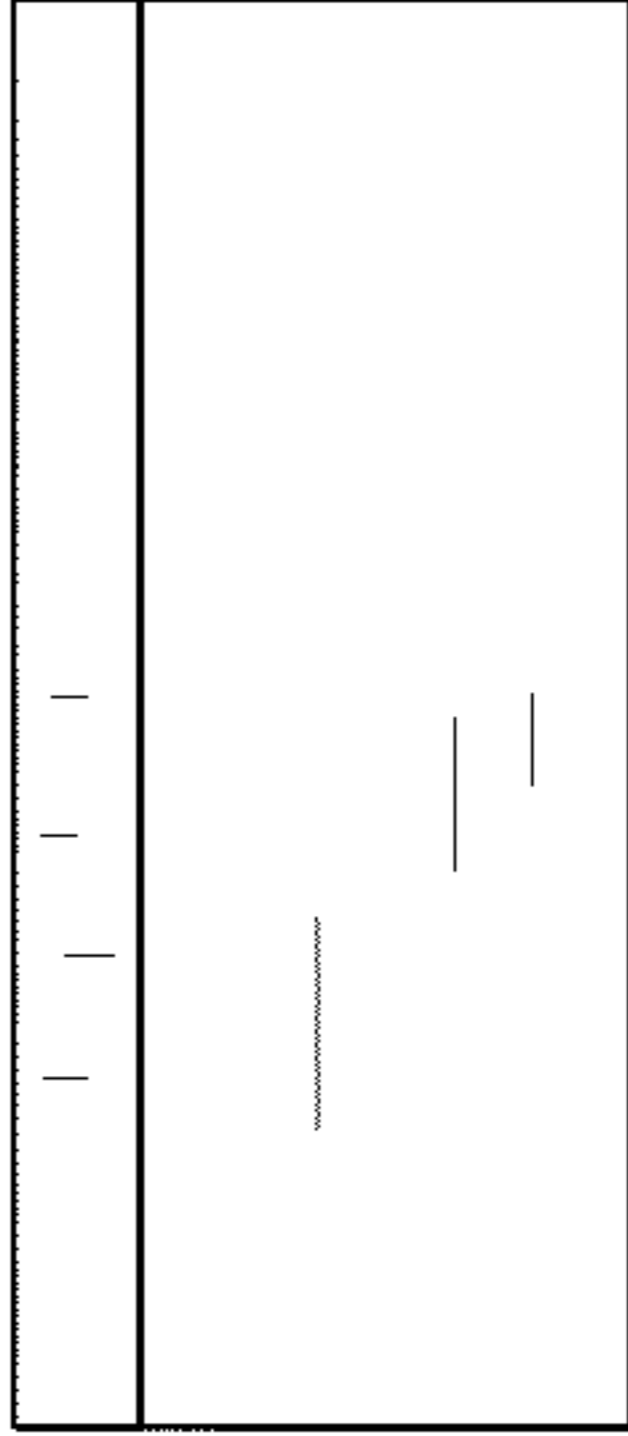


FIG. 4




FIG. 5

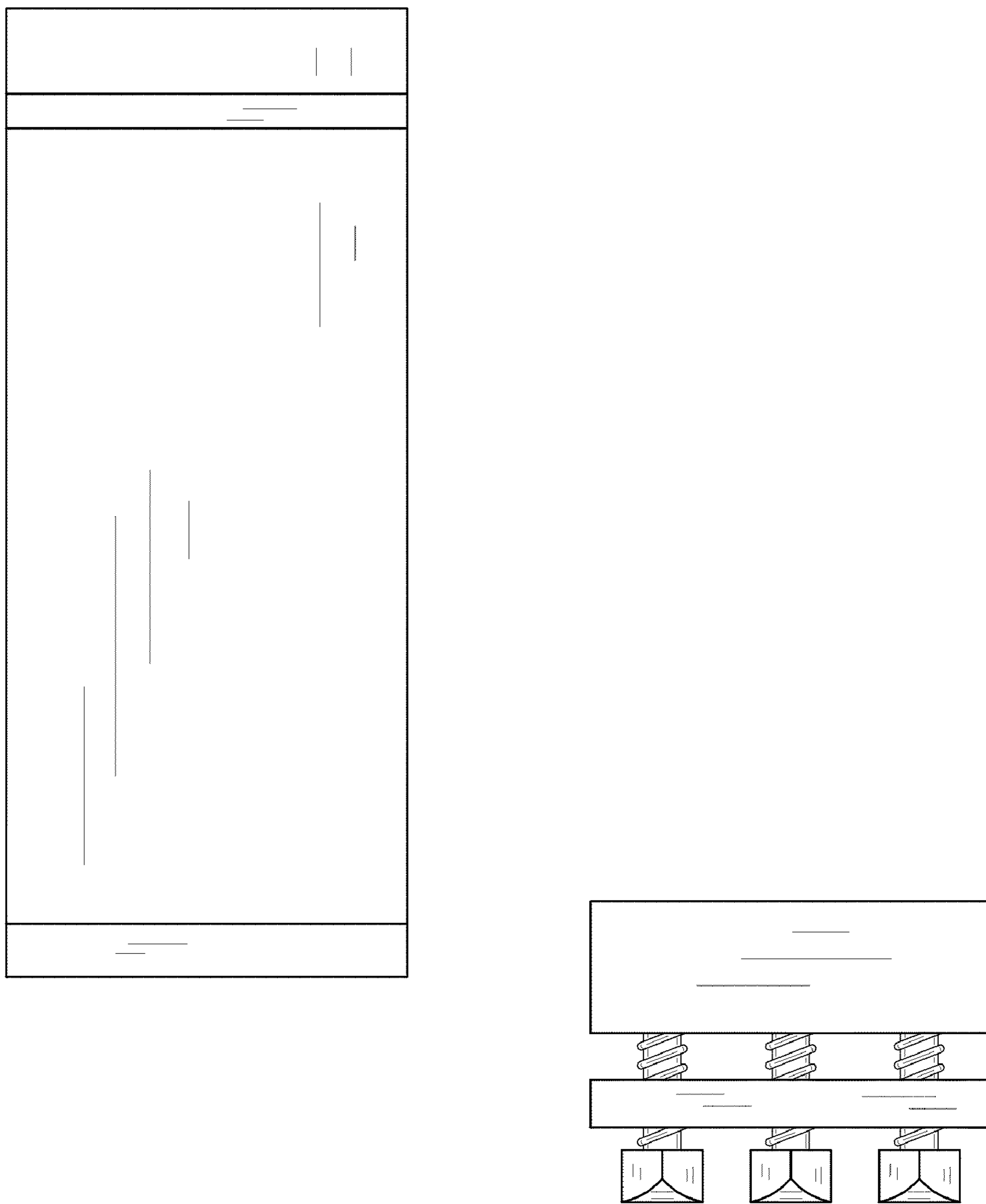


FIG. 6