



US00D642813S

(12) **United States Design Patent**  
**Alden**

(10) **Patent No.:** **US D642,813 S**

(45) **Date of Patent:** **\*\* Aug. 9, 2011**

(54) **DISPLAY AND SALES UNIT**

(75) Inventor: **Kurt Alden, Aby (SE)**

(73) Assignee: **Design Force AB, Norrkoping (SE)**

(\*\*) Term: **14 Years**

(21) Appl. No.: **29/388,440**

(22) Filed: **Mar. 29, 2011**

(30) **Foreign Application Priority Data**

Oct. 22, 2010 (EM) ..... 001772070-0001

(51) **LOC (9) Cl.** ..... **06-06**

(52) **U.S. Cl.** ..... **D6/329**

(58) **Field of Classification Search** ..... D6/329,  
D6/332, 370, 396, 405, 409, 432-437, 449,  
D6/456-457, 468; 211/13.1, 48, 49.1, 55,  
211/90.01, 90.04, 128.1, 85.26, 134, 187-188,  
211/190; 312/117, 114, 118, 107; 248/250;  
D20/10, 42; 108/59; 52/36.1, 36.4, 36.5  
See application file for complete search history.

(56) **References Cited**

**U.S. PATENT DOCUMENTS**

D349,202 S \* 8/1994 Eliadis et al. .... D6/467  
D420,838 S \* 2/2000 Riga ..... D6/478  
D428,289 S \* 7/2000 Bachman et al. .... D6/570

D434,929 S \* 12/2000 Heiny et al. .... D6/479  
D440,433 S \* 4/2001 Heiny et al. .... D6/477  
D468,560 S \* 1/2003 Riga ..... D6/477  
D469,272 S \* 1/2003 Werner ..... D6/437  
D541,556 S \* 5/2007 Ridout et al. .... D6/468  
D549,003 S \* 8/2007 Biser ..... D6/454  
D571,122 S \* 6/2008 Bostick ..... D6/449  
D579,229 S \* 10/2008 De La Serve et al. .... D6/396

\* cited by examiner

*Primary Examiner* — Caron D Veynar

*Assistant Examiner* — Abraham Bahta

(74) *Attorney, Agent, or Firm* — Greer, Burns & Crain, Ltd.

(57) **CLAIM**

The ornamental design for a display and sales unit, as shown and described.

**DESCRIPTION**

FIG. 1 is a perspective view of the display and sales unit showing my new design.

FIG. 2 is a front elevational view thereof.

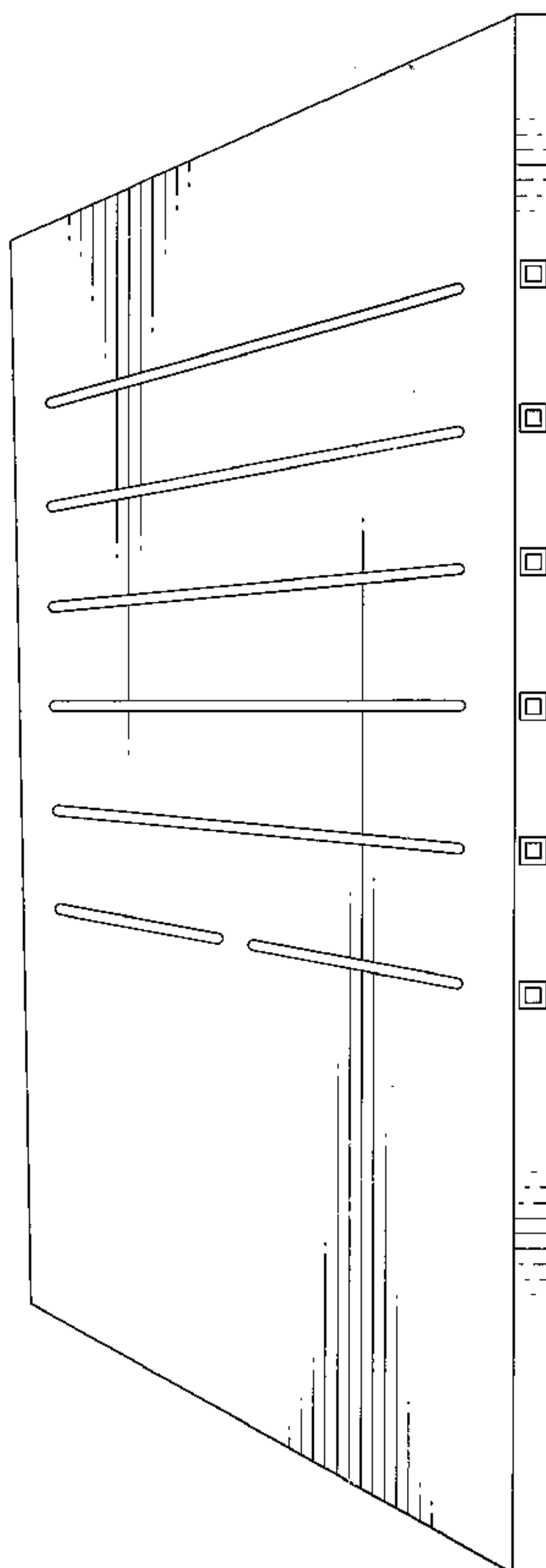
FIG. 3 is a top plan view thereof. The bottom view is the same.

FIG. 4 is a side elevational view thereof. The other side view is the same; and,

FIG. 5 is a rear elevational view thereof.

The broken lines in FIGS. 3 and 5 represent limits on the claimed design and form no part of the claimed design.

**1 Claim, 4 Drawing Sheets**



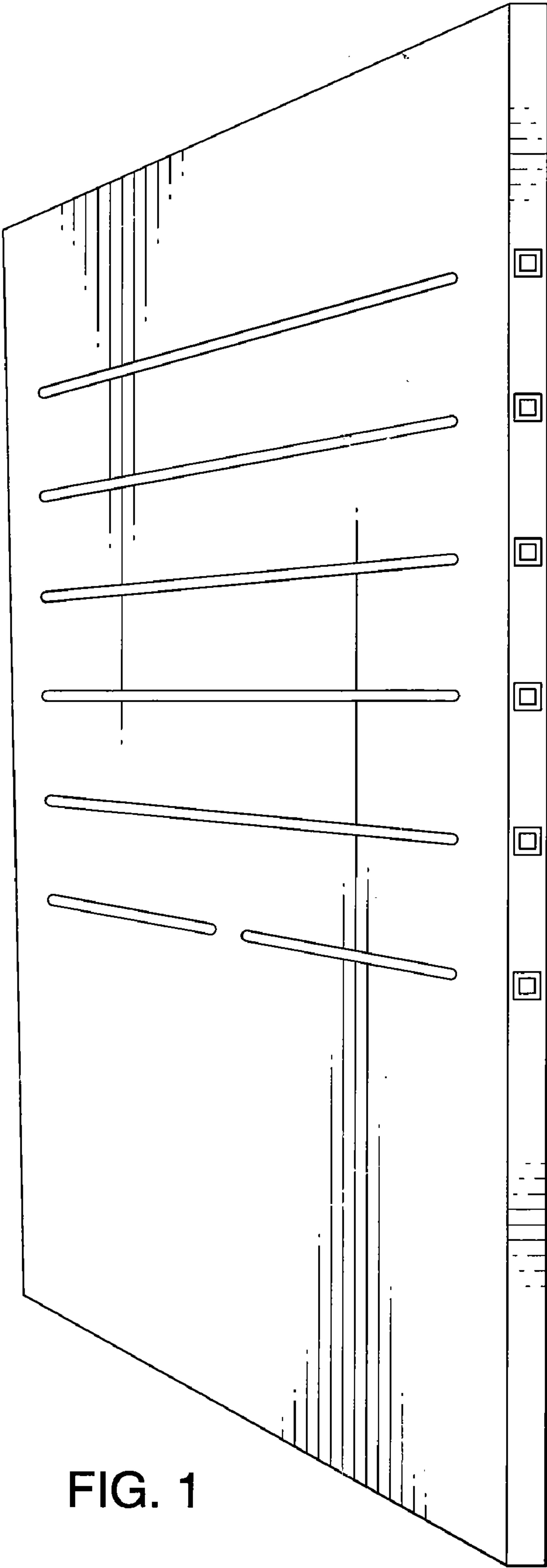


FIG. 1

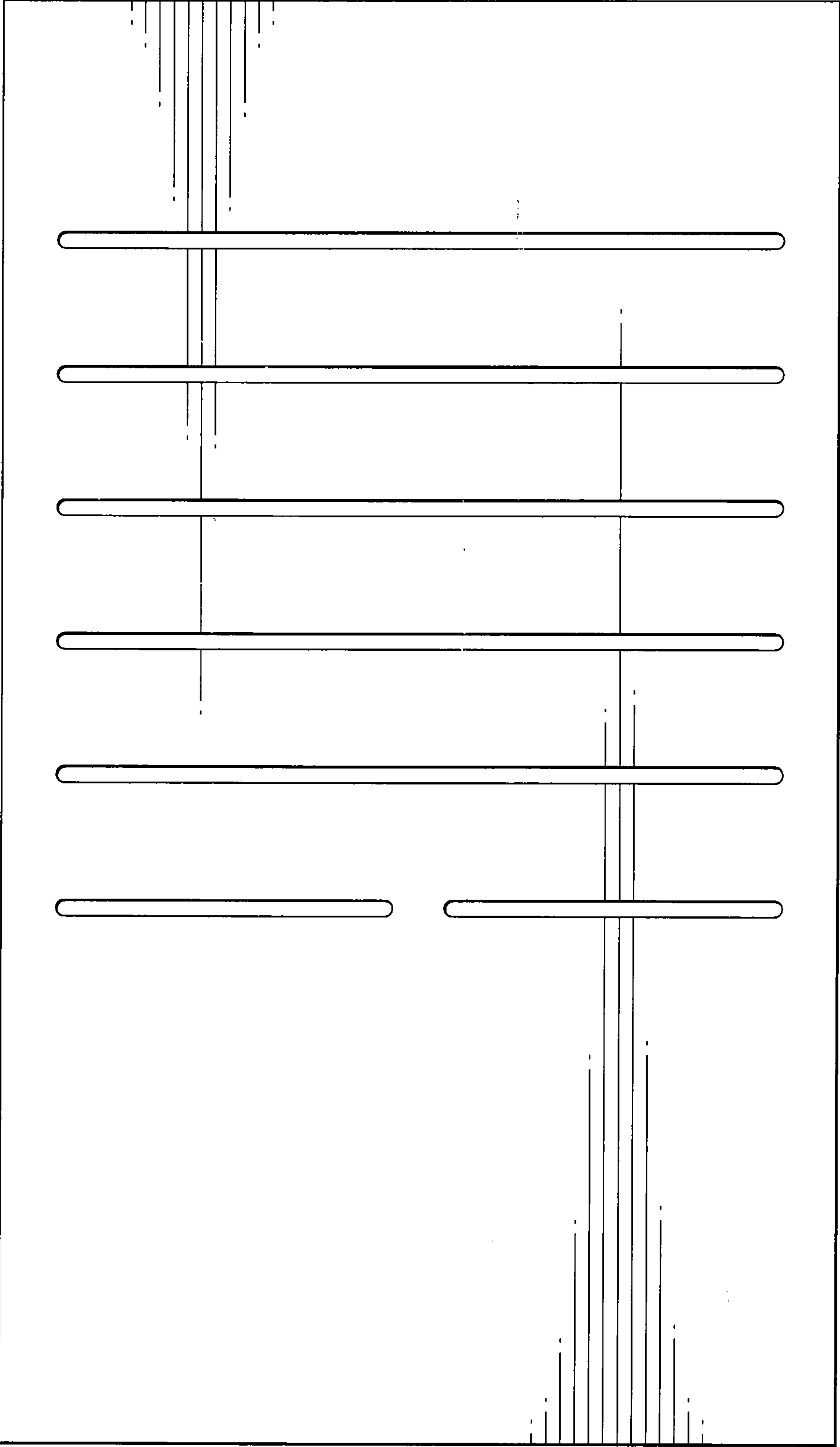


FIG. 2



FIG. 3

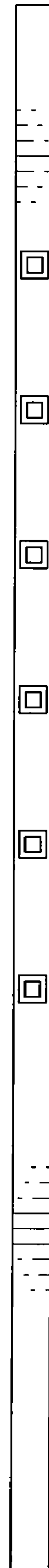



FIG. 4



**FIG. 5**