



US00D642812S

(12) **United States Design Patent**
Dy

(10) **Patent No.:** **US D642,812 S**

(45) **Date of Patent:** **** Aug. 9, 2011**

(54) **CLOTHES HANGER**

(76) Inventor: **Adrian A. Dy**, San Diego, CA (US)

(**) Term: **14 Years**

(21) Appl. No.: **29/376,258**

(22) Filed: **Oct. 4, 2010**

(51) **LOC (9) Cl.** **06-08**

(52) **U.S. Cl.** **D6/319**

(58) **Field of Classification Search** D6/315,
D6/317, 318, 319, 328; 211/13.1, 85.3, 86.01,
211/181.1, 183; 223/85-98

See application file for complete search history.

(56) **References Cited**

U.S. PATENT DOCUMENTS

4,487,343	A	12/1984	Chen	
D286,585	S *	11/1986	Blanchard	D6/319
D298,783	S *	12/1988	Blanchard	D6/319
D299,593	S *	1/1989	Blanchard	D6/319
D301,941	S *	7/1989	Weckstein et al.	D6/319
6,296,160	B1	10/2001	Murray	

D464,491	S *	10/2002	Di Gilio	D6/319
D618,464	S *	6/2010	Fox et al.	D6/319
D620,262	S *	7/2010	Tukulj-Popovic	D6/319
2009/0206114	A1	8/2009	Scicluna	

* cited by examiner

Primary Examiner — Shanda C Hill

(74) *Attorney, Agent, or Firm* — Mandour & Associates, APC

(57) **CLAIM**

The ornamental design for a clothes hanger, as shown and described.

DESCRIPTION

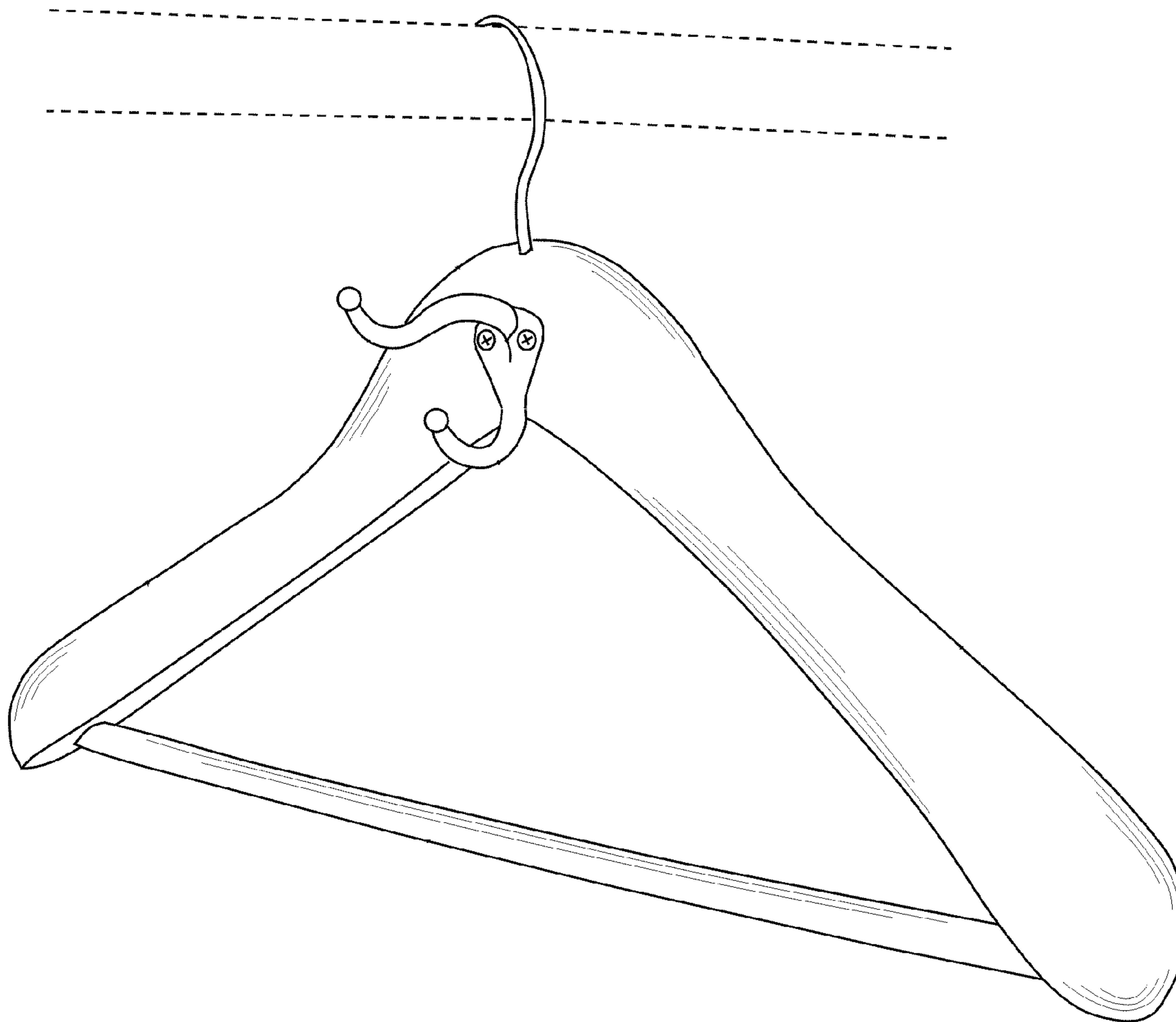
FIG. 1 is a front perspective view of a clothes hanger showing my new design;

FIG. 2 is front perspective view thereof shown in an alternate environment; and,

FIG. 3 is rear perspective view of the clothes hanger.

The broken lines shown in the drawing disclosure are for illustrative purposes only and form no part of the claimed design.

1 Claim, 3 Drawing Sheets



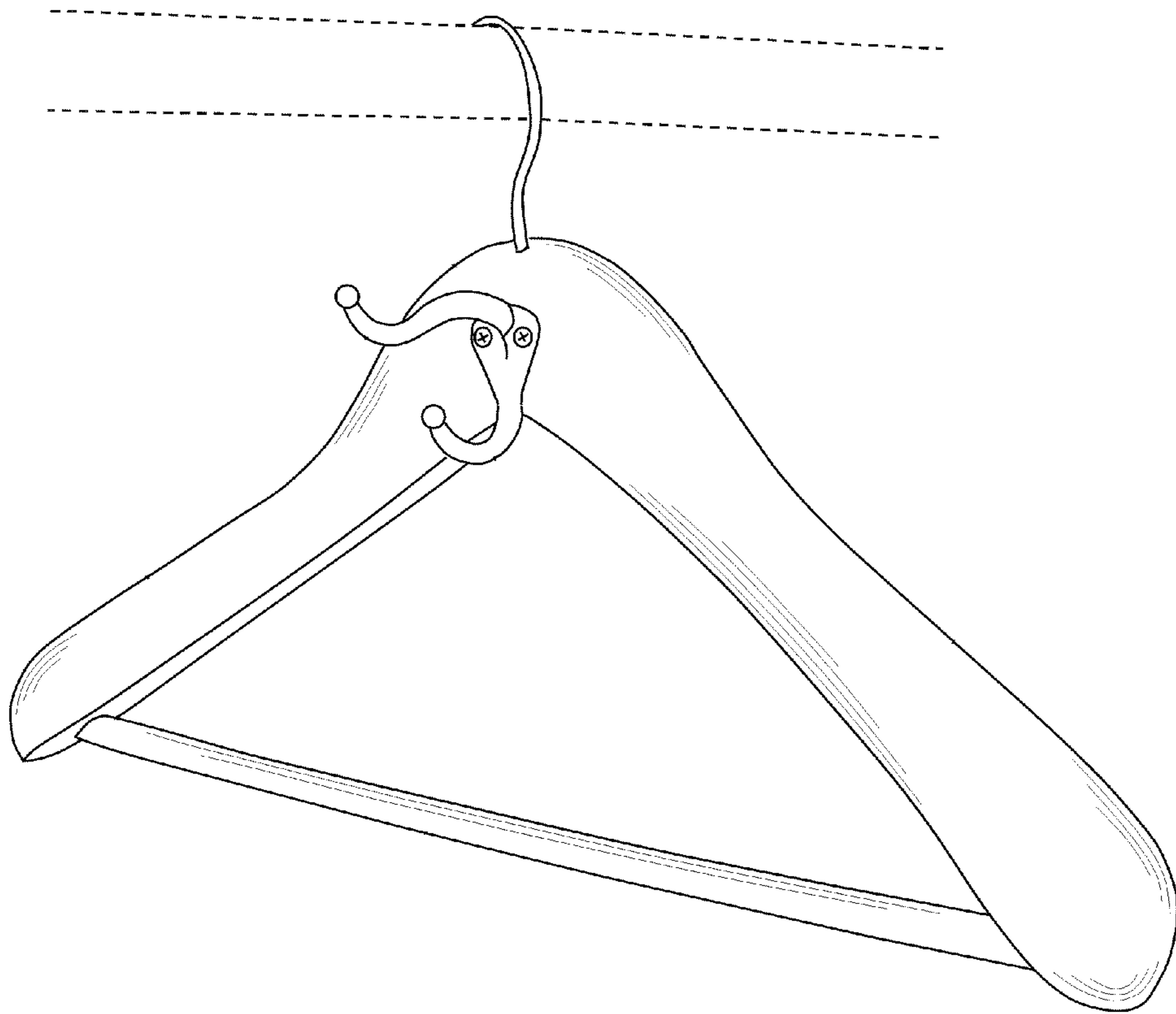


FIG. 1

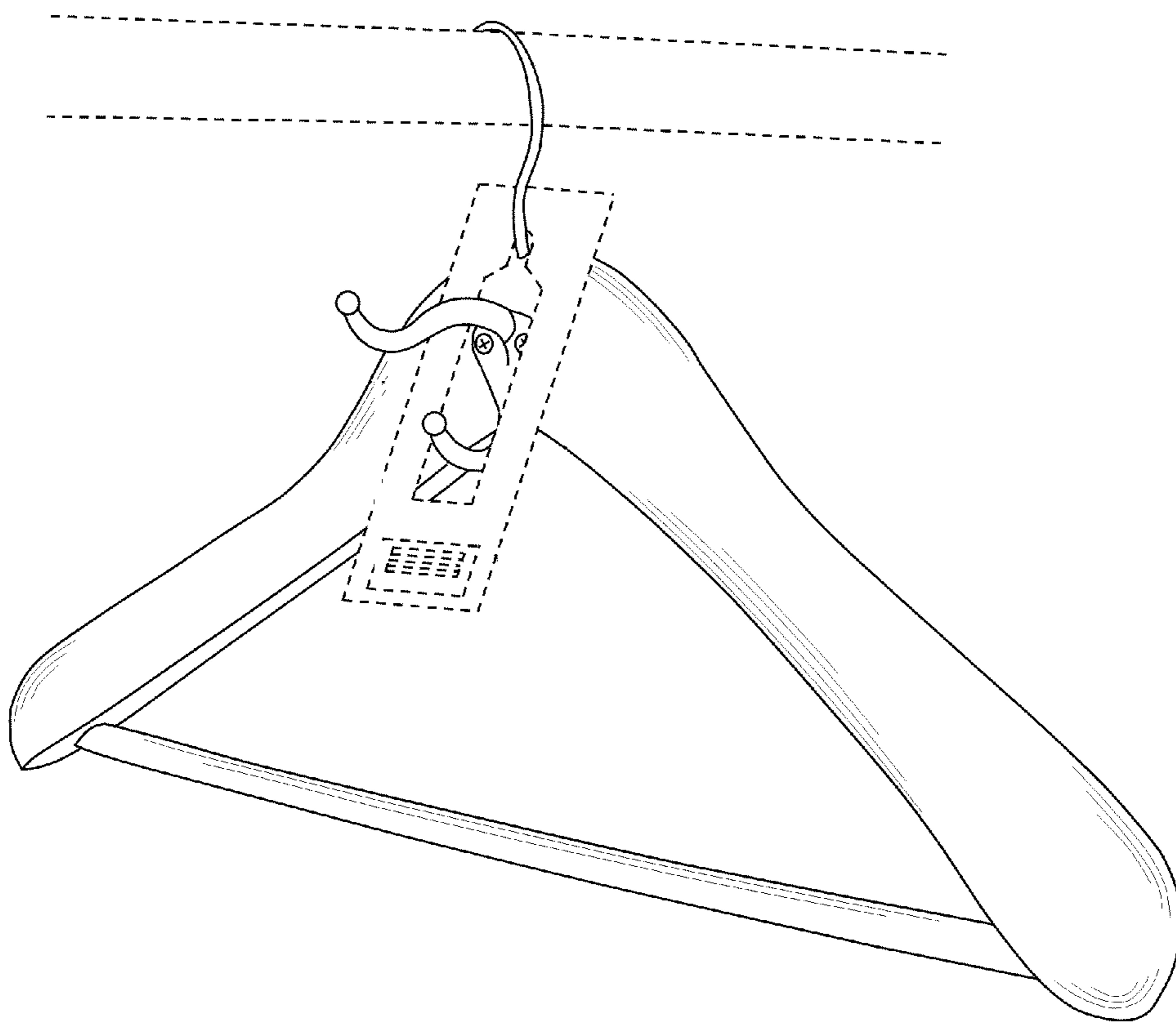


FIG. 2

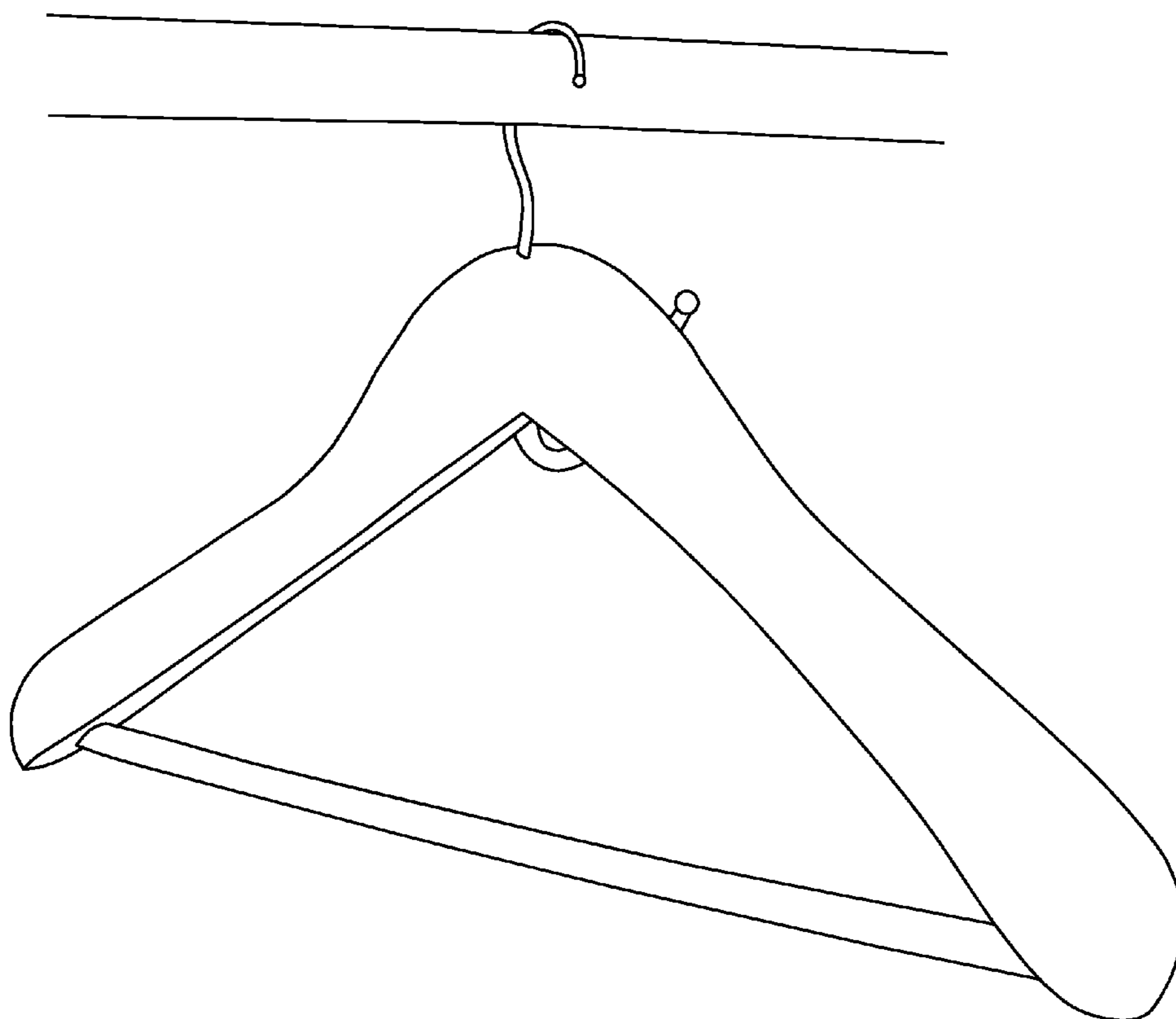


FIG. 3