



US00D642790S

(12) **United States Design Patent**  
**Misiewicz**

(10) **Patent No.:** **US D642,790 S**

(45) **Date of Patent:** **\*\* Aug. 9, 2011**

(54) **KEY RING TOOL**

D538,530 S \* 3/2007 Lee ..... D3/209  
D622,562 S \* 8/2010 Knapton ..... D8/19  
D624,747 S \* 10/2010 McSweyn ..... D3/208

(75) Inventor: **Paul R. Misiewicz**, Madison Heights,  
MI (US)

**OTHER PUBLICATIONS**

(73) Assignee: **Full Circle Innovations L.L.C.**, St.  
Clair Shores, MI (US)

“The Key Sergeant” web page. (Believed to have been offered for sale, publicly used, and/or published prior to the filing date of this application.)

(\*\*) Term: **14 Years**

\* cited by examiner

(21) Appl. No.: **29/388,318**

*Primary Examiner* — Ralf Seifert

(22) Filed: **Mar. 28, 2011**

(74) *Attorney, Agent, or Firm* — Gifford, Krass, Sprinkle,  
Anderson & Citkowski, P.C.

**Related U.S. Application Data**

(63) Continuation of application No. 29/359,862, filed on  
Apr. 16, 2010, now abandoned.

(51) **LOC (9) Cl.** ..... **03-01**

(52) **U.S. Cl.** ..... **D3/208**

(58) **Field of Classification Search** ..... D11/1–2,  
D11/14, 26–29, 89–92, 44, 48, 81, 99; 63/26–28,  
63/32; D3/207–212; D8/38; 70/456 B;  
206/37.1

See application file for complete search history.

(57) **CLAIM**

The ornamental design for key ring tool, as shown and described.

**DESCRIPTION**

FIG. 1 is a top elevational view of the key ring tool of the present design;

FIG. 2 is an elevational plan view of the key ring tool of the present design as seen from the bottom of FIG. 1;

FIG. 3 is an elevational view of the key ring tool of the present design as seen from the bottom of FIG. 2;

FIG. 4 is a side elevational view of the key ring tool of the present design as seen from left side of FIG. 2;

FIG. 5 is a side elevational view of the key ring tool of the present design as seen from the right side of FIG. 2; and,

FIG. 6 is an elevational plan view of the key ring tool of the present design as seen from the right side of FIG. 5.

(56) **References Cited**

**U.S. PATENT DOCUMENTS**

5,722,277	A	3/1998	Williams	
D457,303	S *	5/2002	Yuen	D3/209
D463,106	S *	9/2002	Yuen	D3/209
D463,107	S *	9/2002	Yuen	D3/209
6,681,608	B1	1/2004	Hope, III	
D489,889	S *	5/2004	Zhang	D3/209
D505,782	S *	6/2005	Chen	D3/209
D522,743	S *	6/2006	Lui	D3/207
D528,783	S *	9/2006	Van Mil	D3/208

**1 Claim, 2 Drawing Sheets**

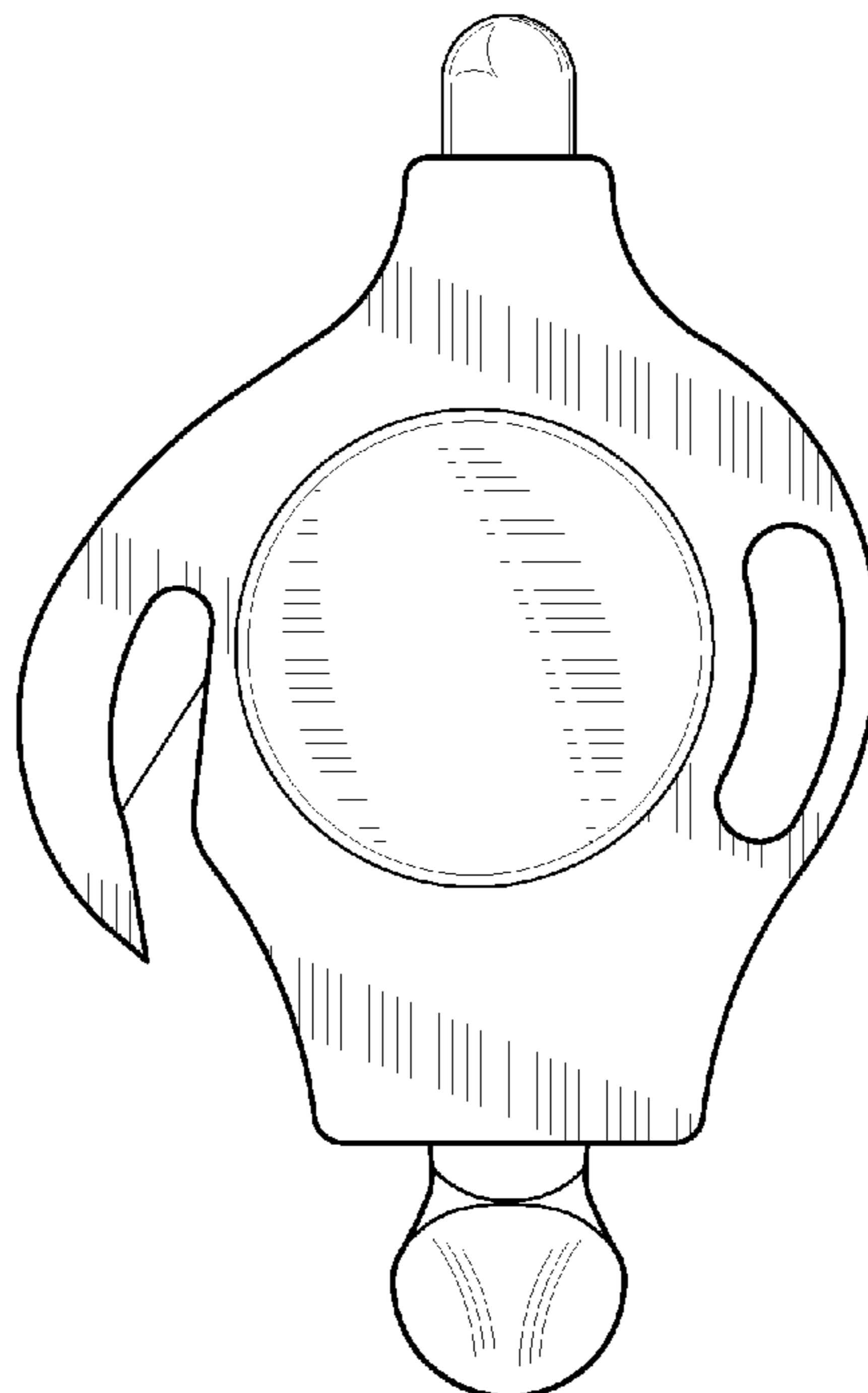


Fig-1


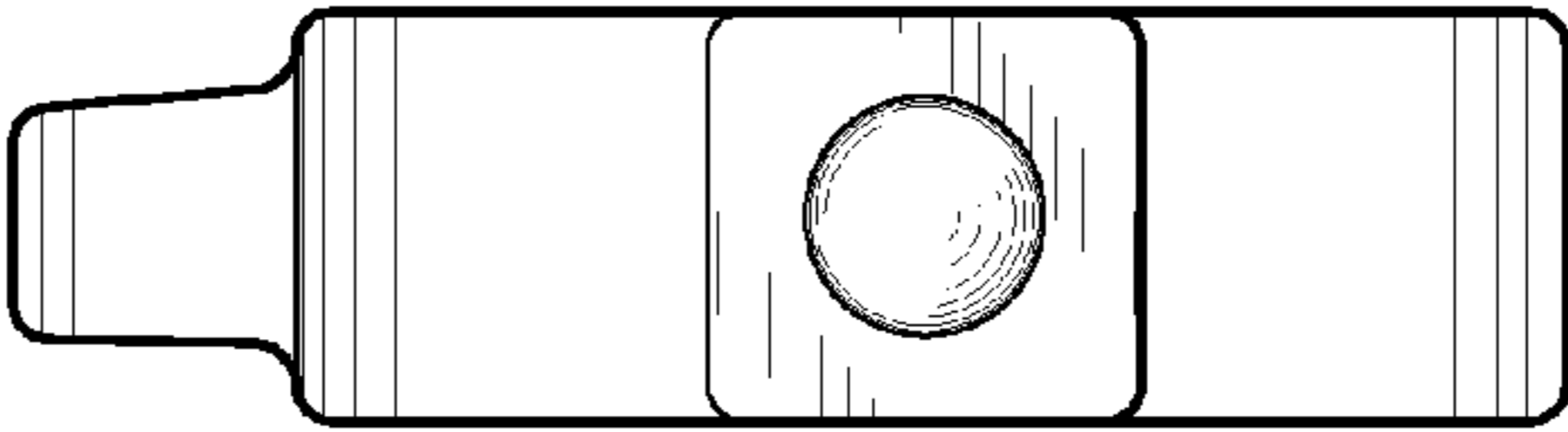


Fig-4

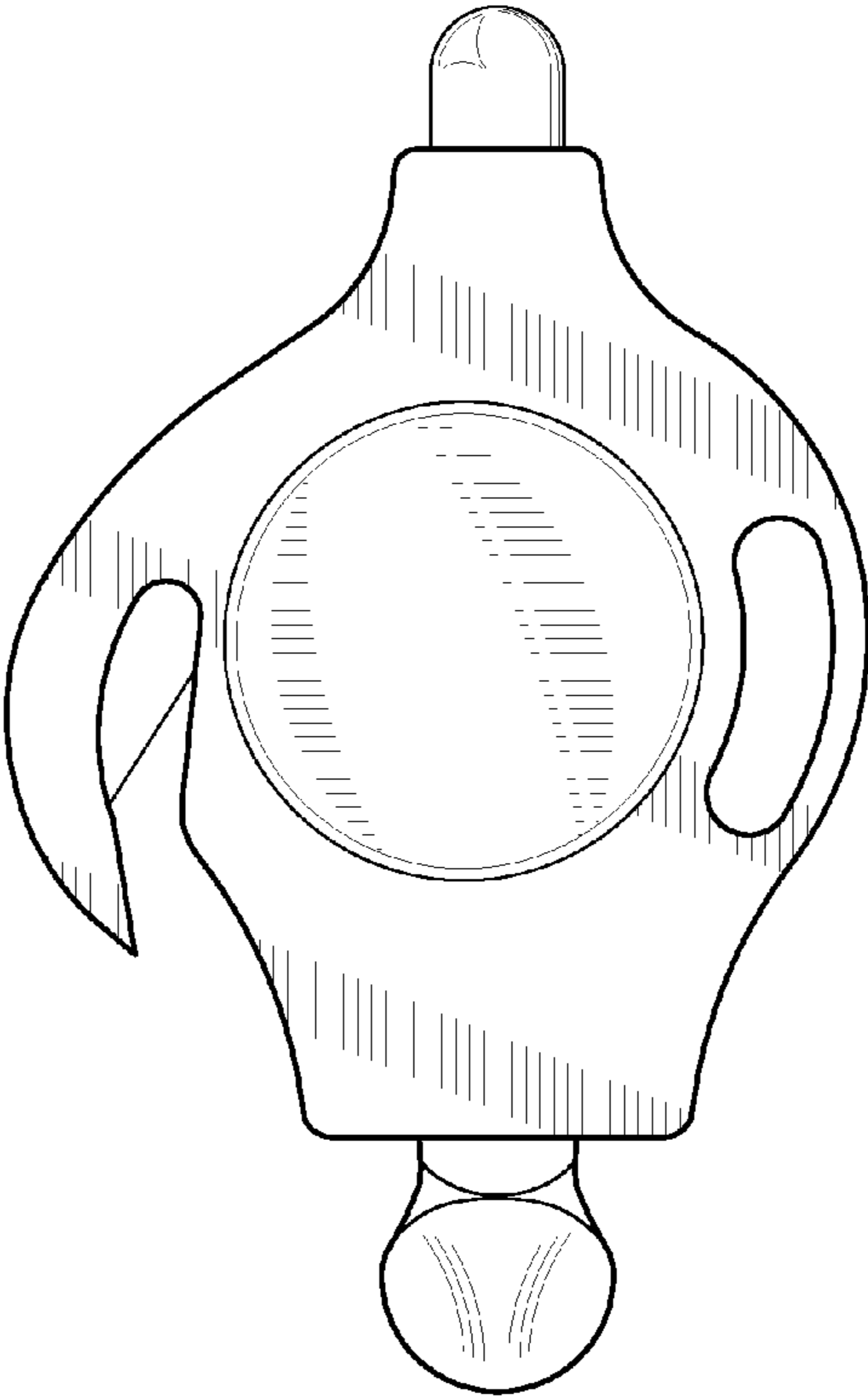


Fig-2

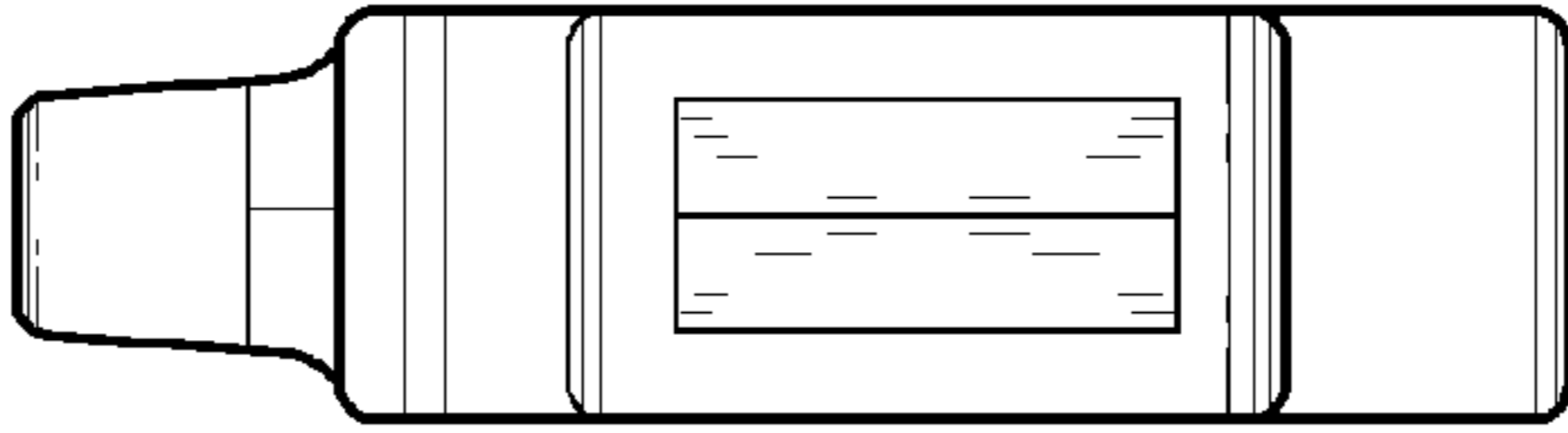


Fig-3




Fig-5

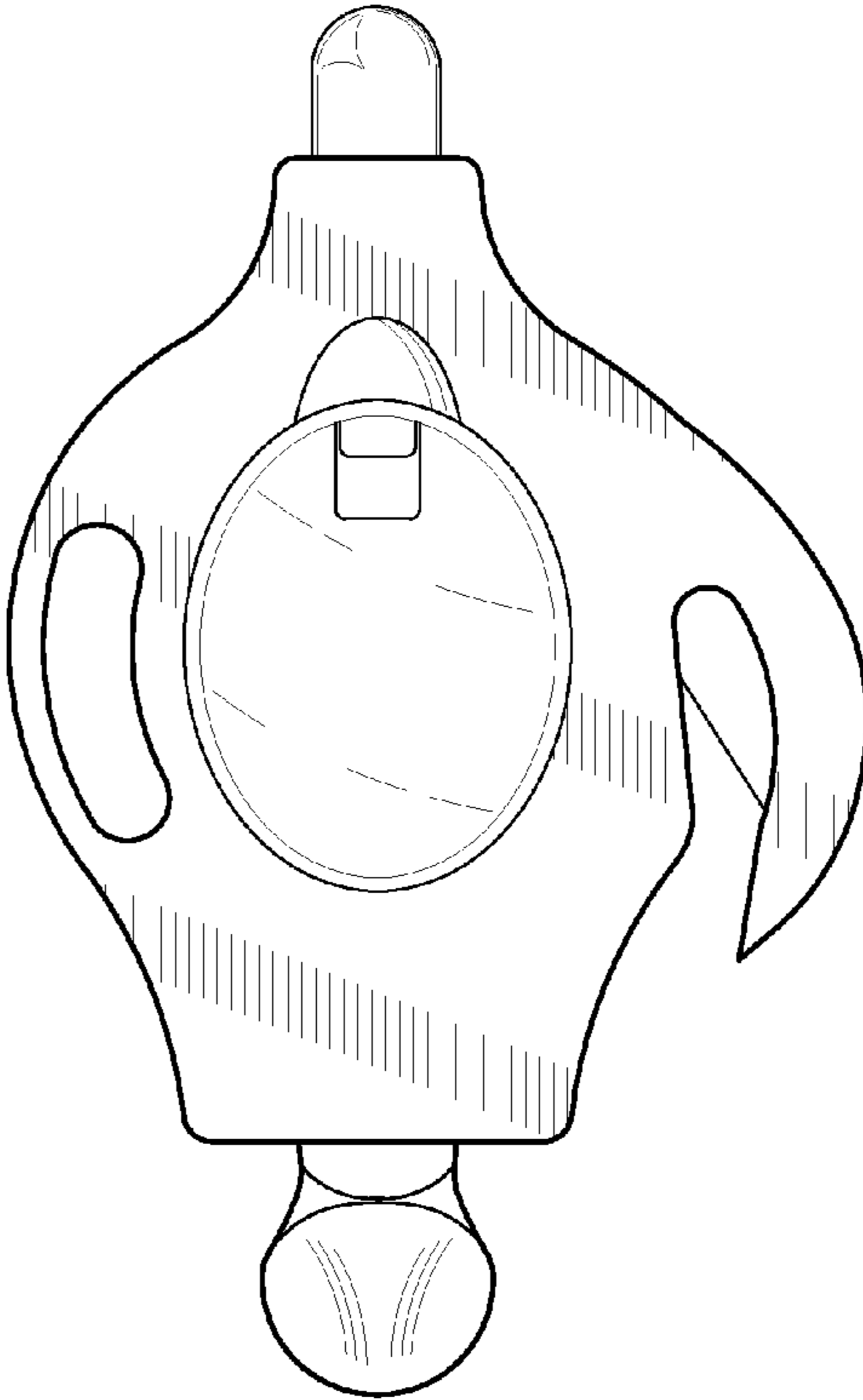


Fig-6