

US00D642759S

(12) **United States Design Patent**
Otsuka et al.

(10) **Patent No.:** **US D642,759 S**
(45) **Date of Patent:** **** Aug. 2, 2011**

(54) **CLEANING SHEET**
(75) Inventors: **Hiroshi Otsuka**, Tochigi (JP); **Minoru Wada**, Tochigi (JP)
(73) Assignee: **Kao Corporation**, Tokyo (JP)

JP 2000-245670 A 9/2000
JP 3107183 U 1/2005
JP 2005-40641 A 2/2005
JP 2006-230536 A 9/2006
JP 2007-289341 A 11/2007
JP D1317543 12/2007
JP 2009-6134 A 1/2009
JP 2009-153910 A 7/2009

(**) Term: **14 Years**

OTHER PUBLICATIONS

(21) Appl. No.: **29/381,320**

Extended European Search Report issued on Nov. 8, 2010 in corresponding European Patent Application No. 08752134.0.
International Preliminary Report on Patentability for Application No. PCT/JP2008/058100, dated Dec. 3, 2009.
International Preliminary Report on Patentability for Application No. PCT/JP2009/057248, dated Nov. 30, 2010.
International Search Report for Application No. PCT/JP2009/057248, dated Jul. 28, 2009.

(22) Filed: **Dec. 17, 2010**

(30) **Foreign Application Priority Data**

Jun. 18, 2010 (JP) 2010-015127

(51) **LOC (9) Cl.** **04-01**

(52) **U.S. Cl.** **D32/40**

(58) **Field of Classification Search** D32/40-46;
D5/56; 15/244.1-244.4, 209.1, 245, 245.1,
15/228; 428/85

See application file for complete search history.

* cited by examiner

Primary Examiner — Robin Webster

(74) *Attorney, Agent, or Firm* — Birch, Stewart, Kolasch & Birch, LLP

(56) **References Cited**

U.S. PATENT DOCUMENTS

4,580,307 A * 4/1986 Moss 15/147.1
5,591,507 A * 1/1997 Jones 428/88
6,329,308 B1 12/2001 Kenmochi et al.
6,813,801 B2 11/2004 Tanaka et al.
6,968,591 B2 * 11/2005 Tanaka 15/229.1
7,028,364 B2 * 4/2006 Policicchio et al. 15/228
7,033,965 B2 * 4/2006 Takabayashi et al. 442/381
7,302,730 B2 * 12/2007 Tanaka et al. 15/229.3
D560,868 S * 1/2008 So D32/40
D582,618 S * 12/2008 Caruso et al. D32/40
D590,116 S * 4/2009 Policicchio et al. D32/40
D618,410 S * 6/2010 Libman et al. D32/40
D626,711 S * 11/2010 Kaminer et al. D32/40
2004/0016074 A1 1/2004 Tanaka
2007/0190878 A1 8/2007 Willman et al.

FOREIGN PATENT DOCUMENTS

EP 0777997 A2 6/1997
EP 0943425 A1 9/1999

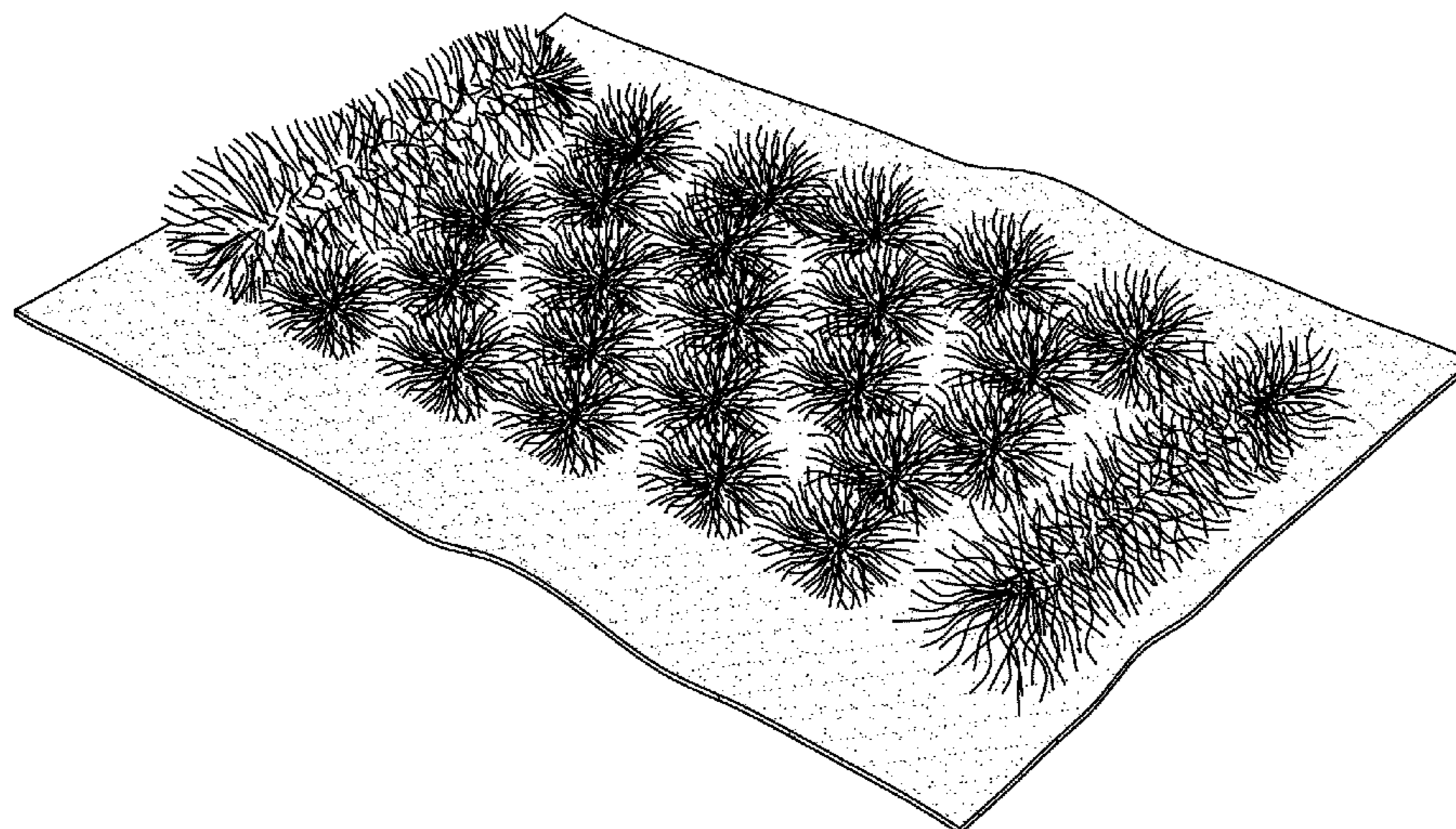
(57) **CLAIM**

The ornamental design for cleaning sheet, as shown and described.

DESCRIPTION

FIG. 1 is a front view of a cleaning sheet showing my new design;
FIG. 2 is a back view thereof;
FIG. 3 is a top view thereof;
FIG. 4 is a bottom view thereof;
FIG. 5 is a right side view thereof;
FIG. 6 is a left side view thereof;
FIG. 7 is a right, front perspective view thereof; and,
FIG. 8 is a reference view showing an example of the cleaning sheet that is in use with a cleaning sheet holder.
The broken lines illustrated in drawings form no part of the claimed design.

1 Claim, 5 Drawing Sheets






FIG. 1

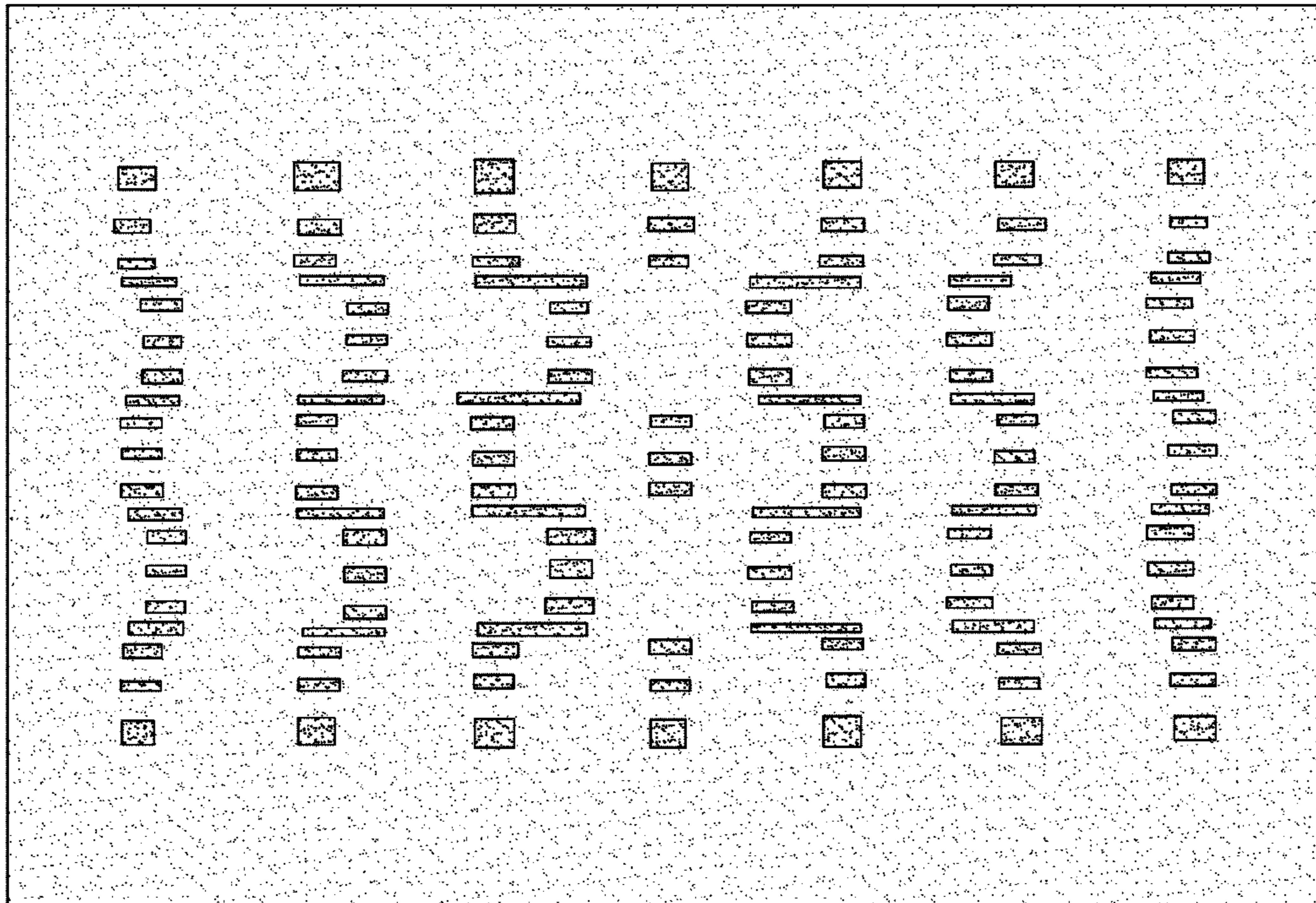


FIG. 2



FIG.3



FIG.4




FIG. 5




FIG. 6

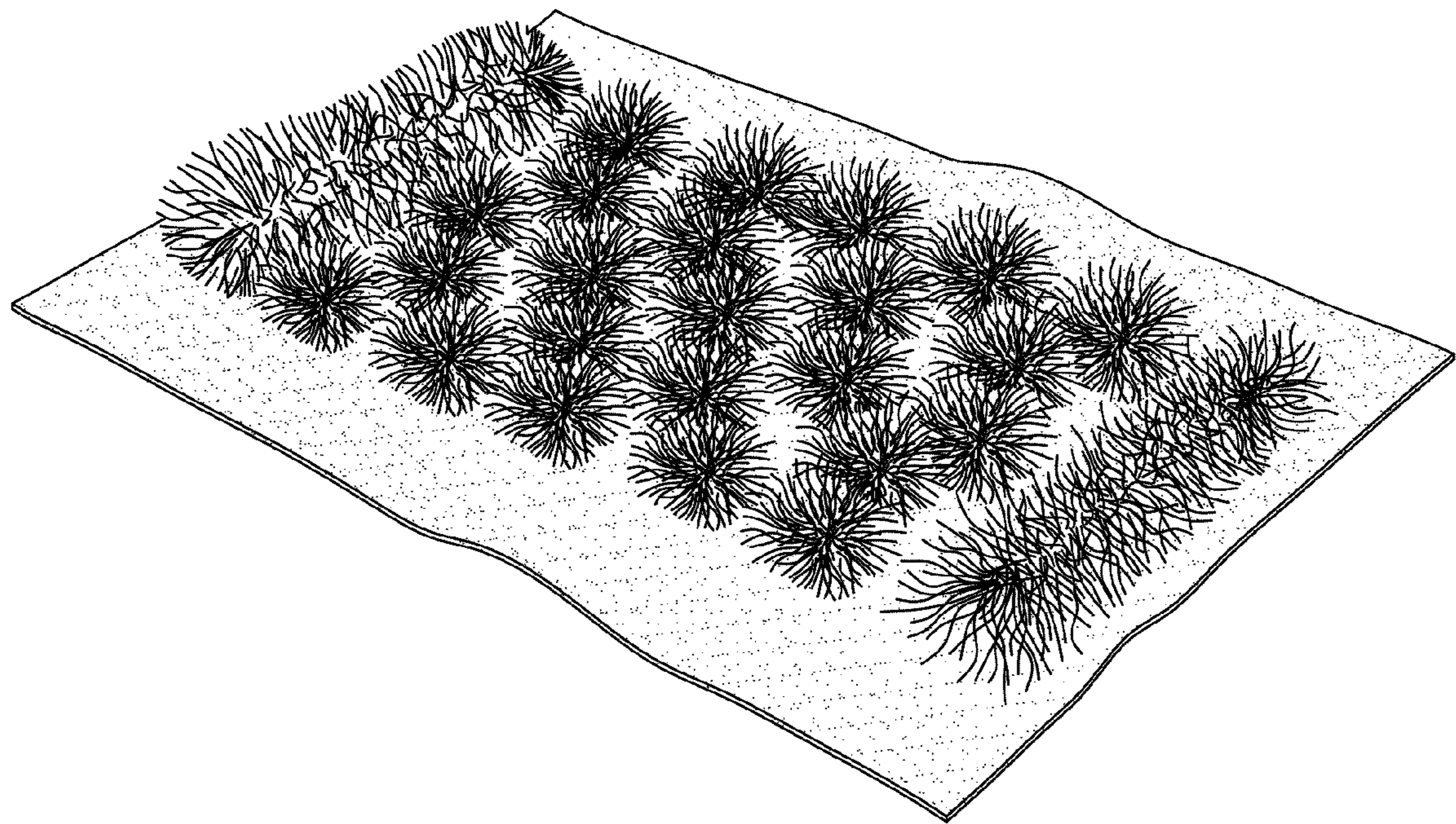


FIG.7

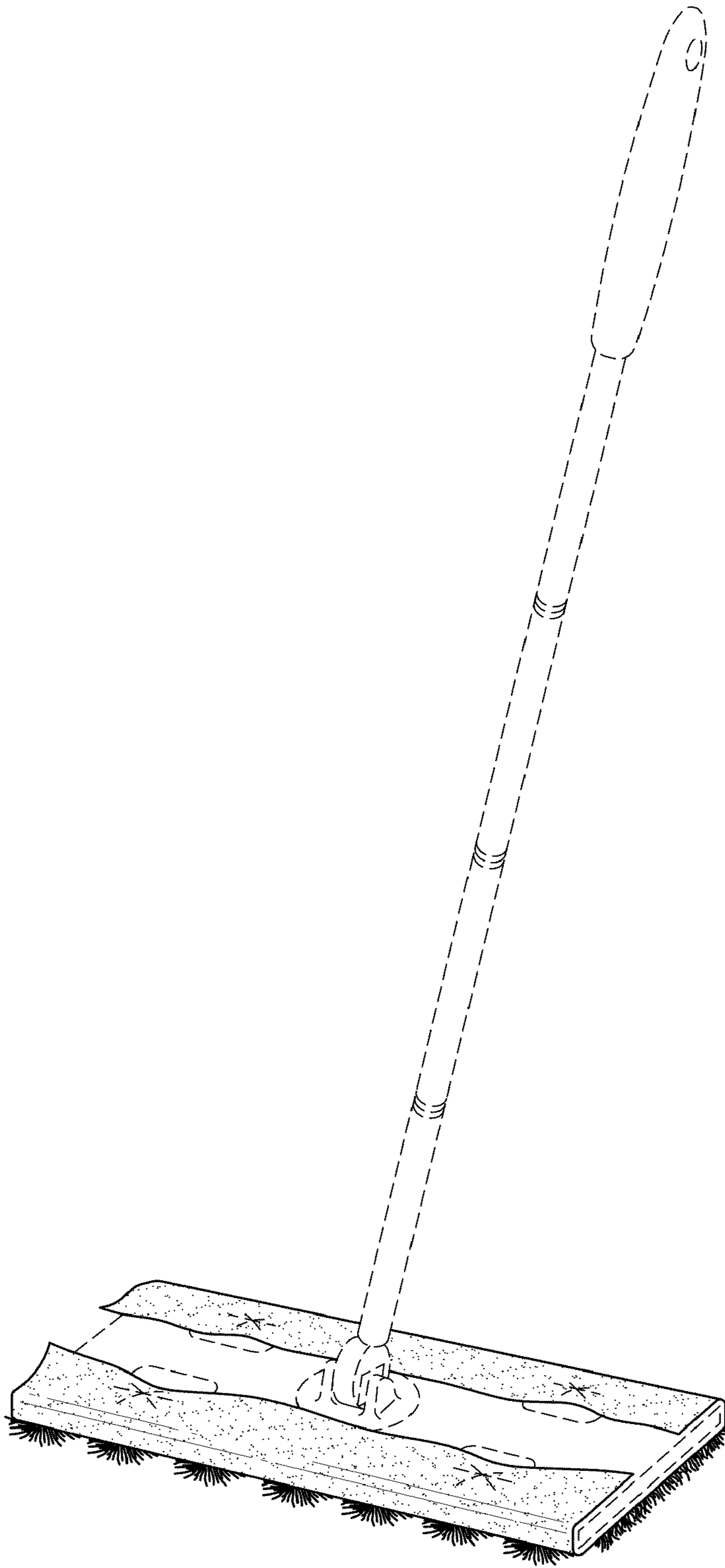


FIG.8