



US00D642758S

(12) **United States Design Patent**
Otsuka et al.

(10) **Patent No.:** **US D642,758 S**
(45) **Date of Patent:** **** Aug. 2, 2011**

- (54) **CLEANING SHEET**
- (75) Inventors: **Hiroshi Otsuka**, Tochigi (JP); **Minoru Wada**, Tochigi (JP)
- (73) Assignee: **KAO Corporation**, Tokyo (JP)
- (**) Term: **14 Years**
- (21) Appl. No.: **29/381,317**
- (22) Filed: **Dec. 17, 2010**
- (30) **Foreign Application Priority Data**
 - Jun. 18, 2010 (JP) 2010-015128
- (51) **LOC (9) Cl.** **04-01**
- (52) **U.S. Cl.** **D32/40**
- (58) **Field of Classification Search** D32/40-46;
 - D5/56; 15/244.1-244.4, 209.1, 245, 245.1,
 - 15/228; 428/85

See application file for complete search history.

JP	2000-245670	A	9/2000
JP	3107183	U	1/2005
JP	2005-40641	A	2/2005
JP	2006-230536	A	9/2006
JP	2007-289341	A	11/2007
JP	D1317543		12/2007
JP	2009-6134	A	1/2009
JP	2009-153910	A	7/2009

OTHER PUBLICATIONS

Extended European Search Report issued on Nov. 8, 2010 in corresponding European Patent Application No. 08752134.0.
 International Preliminary Report on Patentability for Application No. PCT/JP2008/058100, dated Dec. 3, 2009.
 International Preliminary Report on Patentability for Application No. PCT/JP2009/057248, dated Nov. 30, 2010.
 International Search Report for Application No. PCT/JP2009/057248, dated Jul. 28, 2009.

* cited by examiner

Primary Examiner — Robin Webster

(74) *Attorney, Agent, or Firm* — Birch, Stewart, Kolasch & Birch, LLP

(56) **References Cited**

U.S. PATENT DOCUMENTS

4,580,307	A *	4/1986	Moss	15/147.1
5,591,507	A *	1/1997	Jones	428/88
6,329,308	B1	12/2001	Kenmochi et al.	
6,813,801	B2	11/2004	Tanaka et al.	
6,968,591	B2 *	11/2005	Tanaka	15/229.1
7,028,364	B2 *	4/2006	Policicchio et al.	15/228
7,033,965	B2 *	4/2006	Takabayashi et al.	442/381
7,302,730	B2 *	12/2007	Tanaka et al.	15/229.3
D560,868	S *	1/2008	So	D32/40
D582,618	S *	12/2008	Caruso et al.	D32/40
D590,116	S *	4/2009	Policicchio et al.	D32/40
D618,410	S *	6/2010	Libman et al.	D32/40
D626,711	S *	11/2010	Kaminer et al.	D32/40
2004/0016074	A1	1/2004	Tanaka	
2007/0190878	A1	8/2007	Willman et al.	

FOREIGN PATENT DOCUMENTS

EP	0777997	A2	6/1997
EP	0943425	A1	9/1999

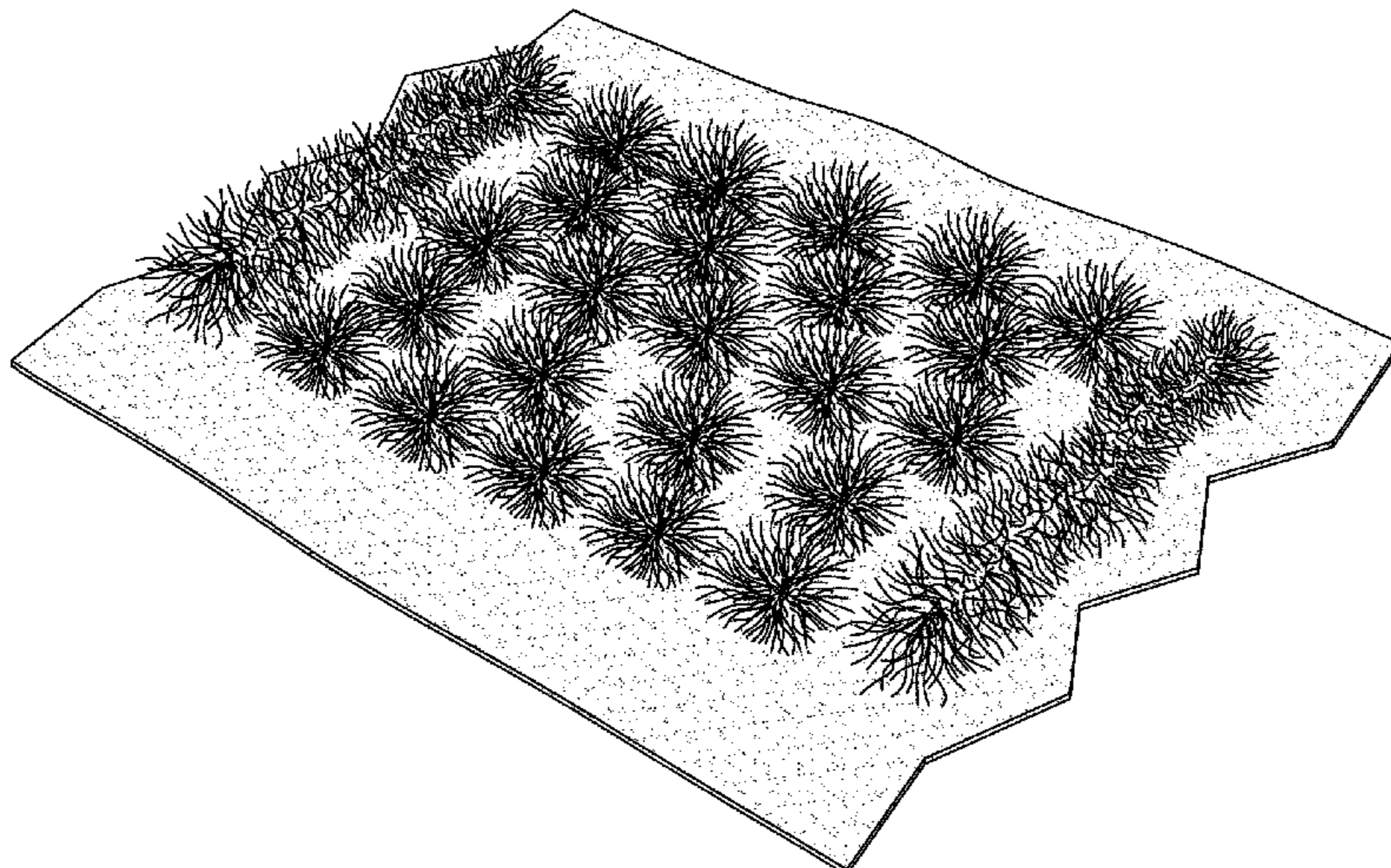
(57) **CLAIM**

The ornamental design for cleaning sheet, as shown and described.

DESCRIPTION

FIG. 1 is a front view of a cleaning sheet showing my new design;
 FIG. 2 is a back view thereof;
 FIG. 3 is a top view thereof;
 FIG. 4 is a bottom view thereof;
 FIG. 5 is a right side view thereof;
 FIG. 6 is a left side view thereof;
 FIG. 7 is a right, front perspective view thereof; and,
 FIG. 8 is a reference view showing an example of the cleaning sheet that is in use with a cleaning sheet holder.
 The broken lines illustrated in drawings form no part of the claimed design.

1 Claim, 5 Drawing Sheets






FIG. 1

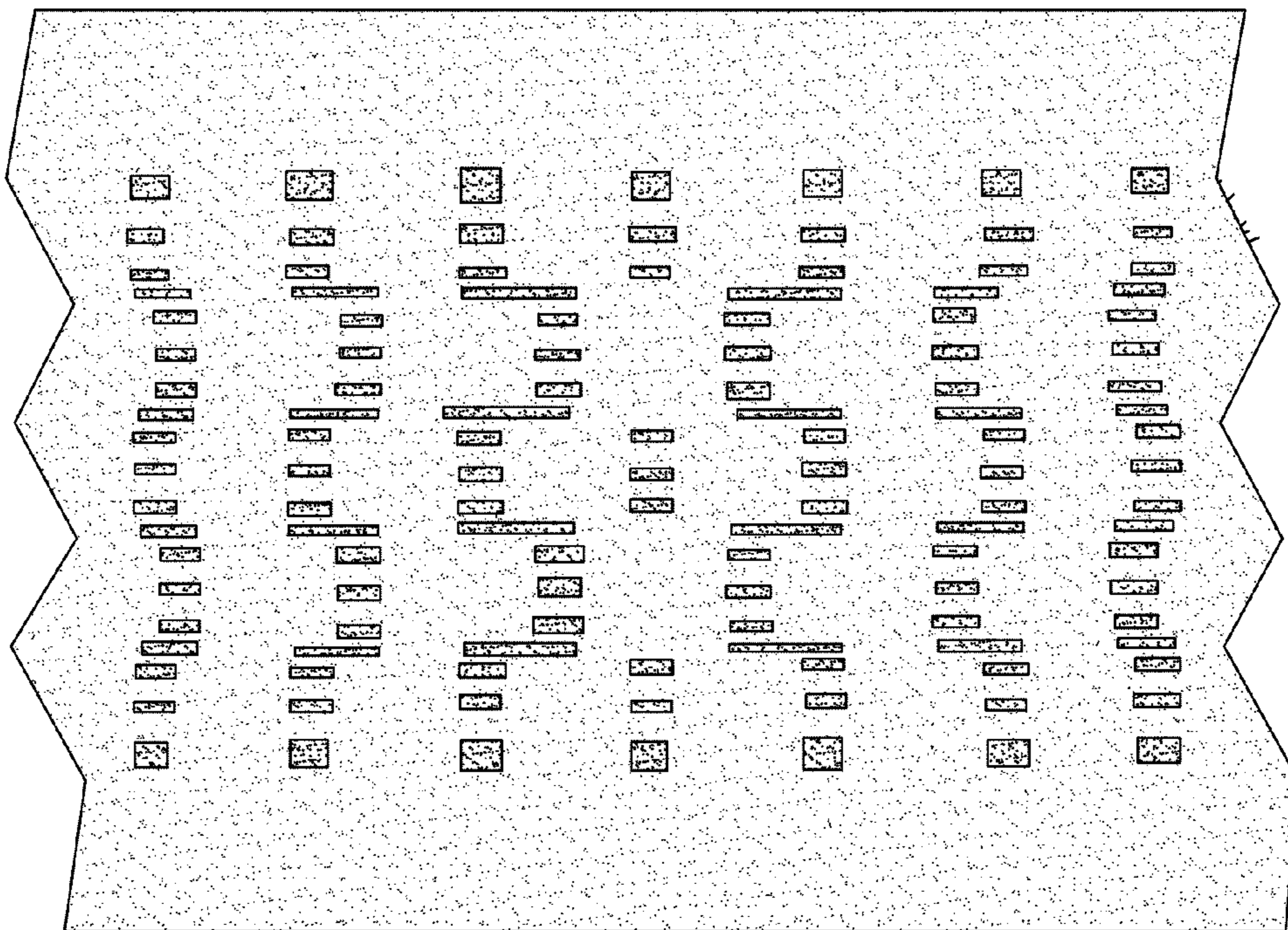


FIG. 2



FIG. 3



FIG. 4




FIG. 5




FIG. 6

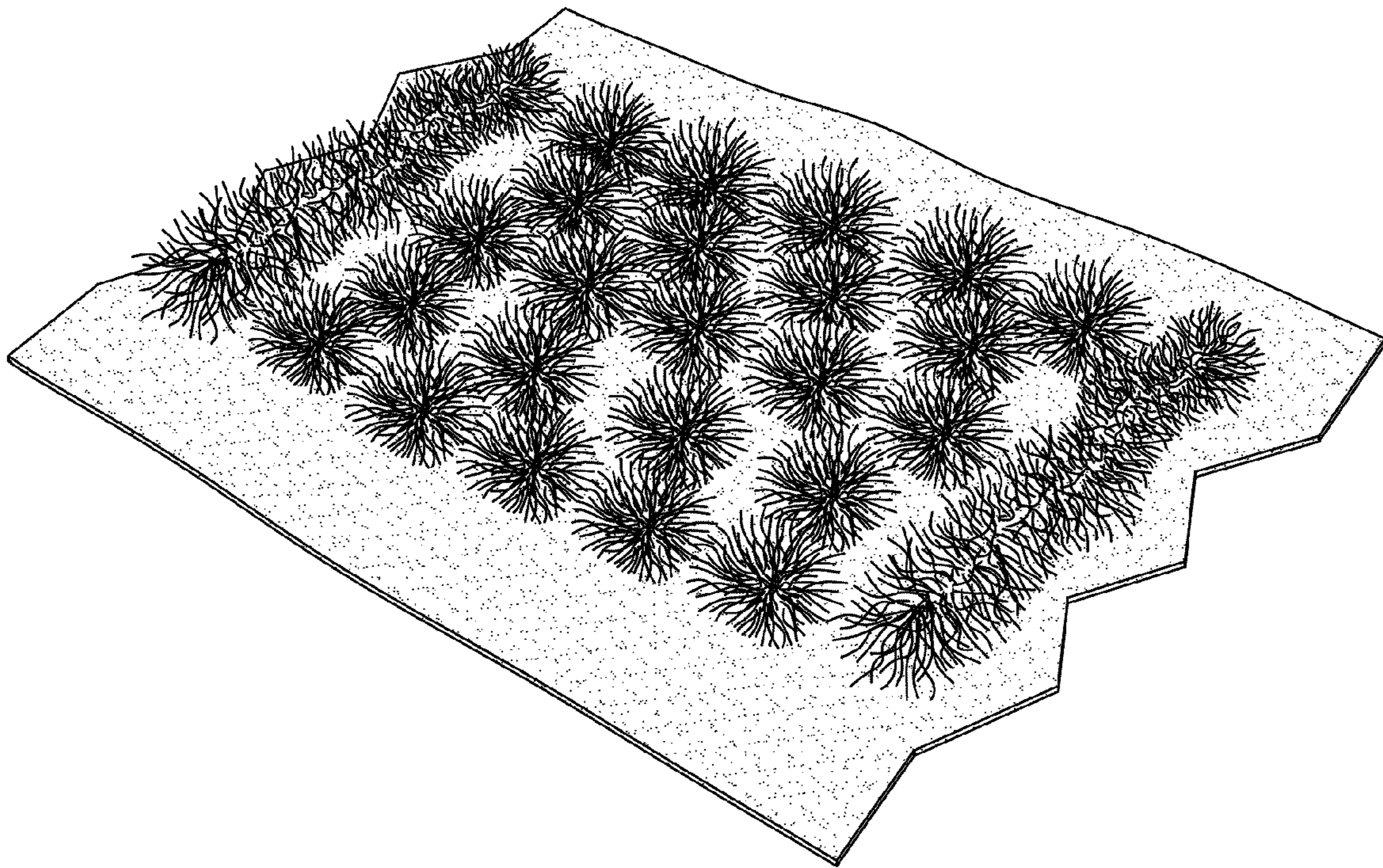


FIG.7

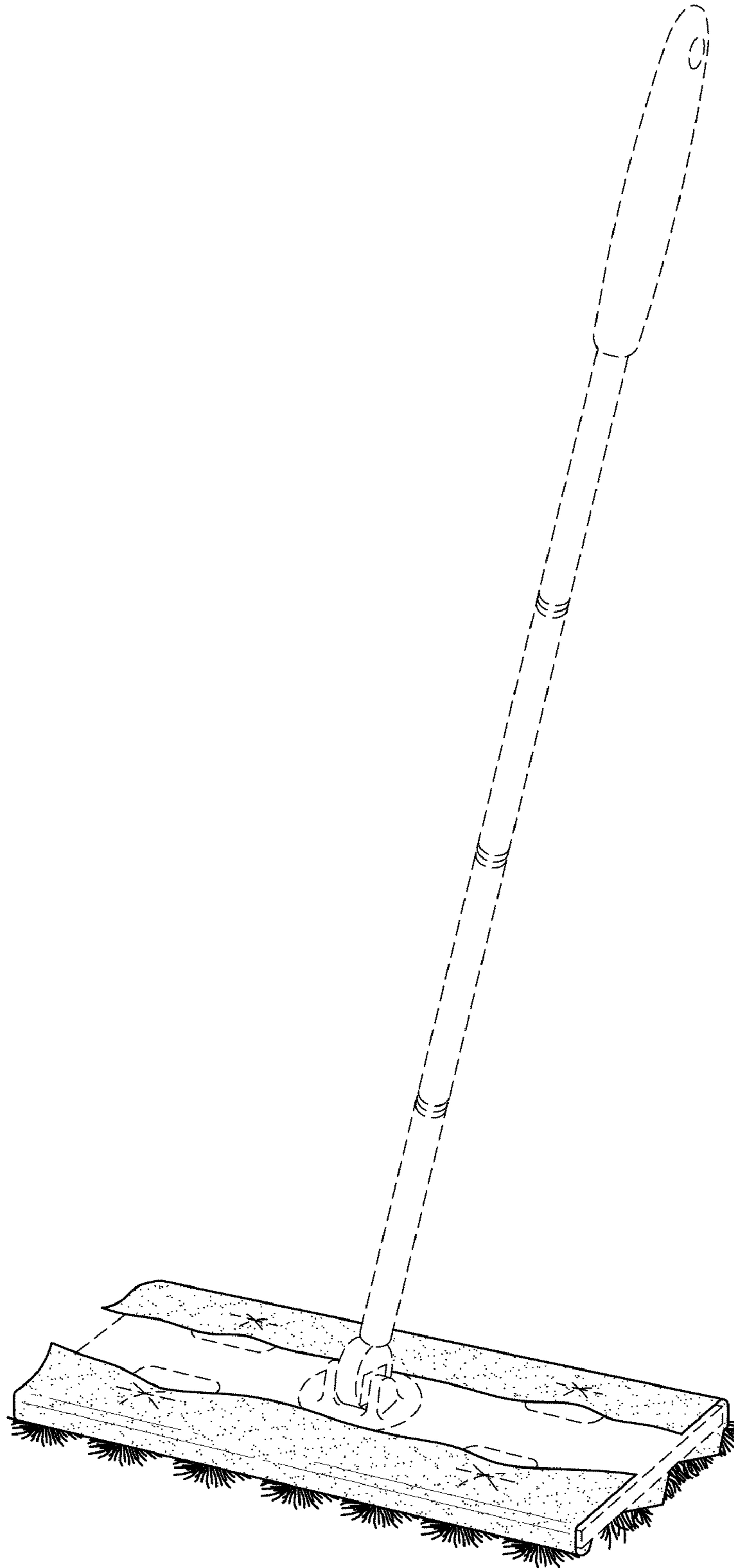


FIG.8