



US00D642755S

(12) **United States Design Patent**
Fjellman

(10) **Patent No.:** **US D642,755 S**
(45) **Date of Patent:** **** Aug. 2, 2011**

- (54) **HANDLE FOR A VACUUM CLEANER**
- (75) Inventor: **Oskar Fjellman, Stockholm (SE)**
- (73) Assignee: **Aktiebolaget Electrolux (SE)**
- (**) Term: **14 Years**
- (21) Appl. No.: **29/385,628**
- (22) Filed: **Feb. 17, 2011**

Related U.S. Application Data

- (62) Division of application No. 29/326,599, filed on Oct. 21, 2008, now Pat. No. Des. 635,728.
- (51) **LOC (9) Cl.** **15-05**
- (52) **U.S. Cl.** **D32/34**
- (58) **Field of Classification Search** 15/395-397, 15/344, 320-322, 410-411, 143.1, 327.1, 15/361, 327, 1, 329, 350, 353, 1.51, 393; 285/7; D32/31, 22, 17, 25, 18; 55/357; 134/198; 392/404; D8/62, 68; D23/223
See application file for complete search history.

(56) **References Cited**

U.S. PATENT DOCUMENTS

D303,173 S	8/1989	Miyamoto et al.	
D315,043 S *	2/1991	Hayden	D32/34
5,109,568 A *	5/1992	Rohn et al.	15/410
D333,023 S *	2/1993	Herron, Jr.	D32/34
D334,447 S *	3/1993	Rohn	D32/34
D398,097 S	9/1998	Murphy et al.	
D426,356 S	6/2000	Tsuruha	
D429,044 S	8/2000	Saunders et al.	
D429,392 S	8/2000	Maruyama et al.	
D431,335 S *	9/2000	Mehaffey et al.	D32/34
D433,546 S	11/2000	Milanese	
D453,866 S	2/2002	Nighy et al.	
D470,983 S	2/2003	Svaldi	
D477,445 S	7/2003	Schroter	
D480,848 S	10/2003	Smith et al.	

D483,160 S	12/2003	Houghton	
D495,456 S	8/2004	Agren et al.	
D502,578 S	3/2005	Roschi	
D507,387 S	7/2005	Jacobs	
D525,755 S	7/2006	Simmonds	
7,194,784 B2 *	3/2007	Overvaag et al.	15/410
D543,325 S	5/2007	Burnham	
D545,011 S	6/2007	Agren et al.	
D548,905 S	8/2007	Bobrosky	
D561,415 S	2/2008	Tavano	
D565,266 S	3/2008	Crevling, Jr. et al.	
D565,814 S	4/2008	Agren et al.	
D565,816 S	4/2008	Agren et al.	
D574,563 S	8/2008	Fjellman et al.	
D577,165 S	9/2008	Quance et al.	

(Continued)

FOREIGN PATENT DOCUMENTS

AU	200720593	12/2007
----	-----------	---------

(Continued)

Primary Examiner — Ruth McInroy
(74) *Attorney, Agent, or Firm* — Banner & Witcoff, Ltd.

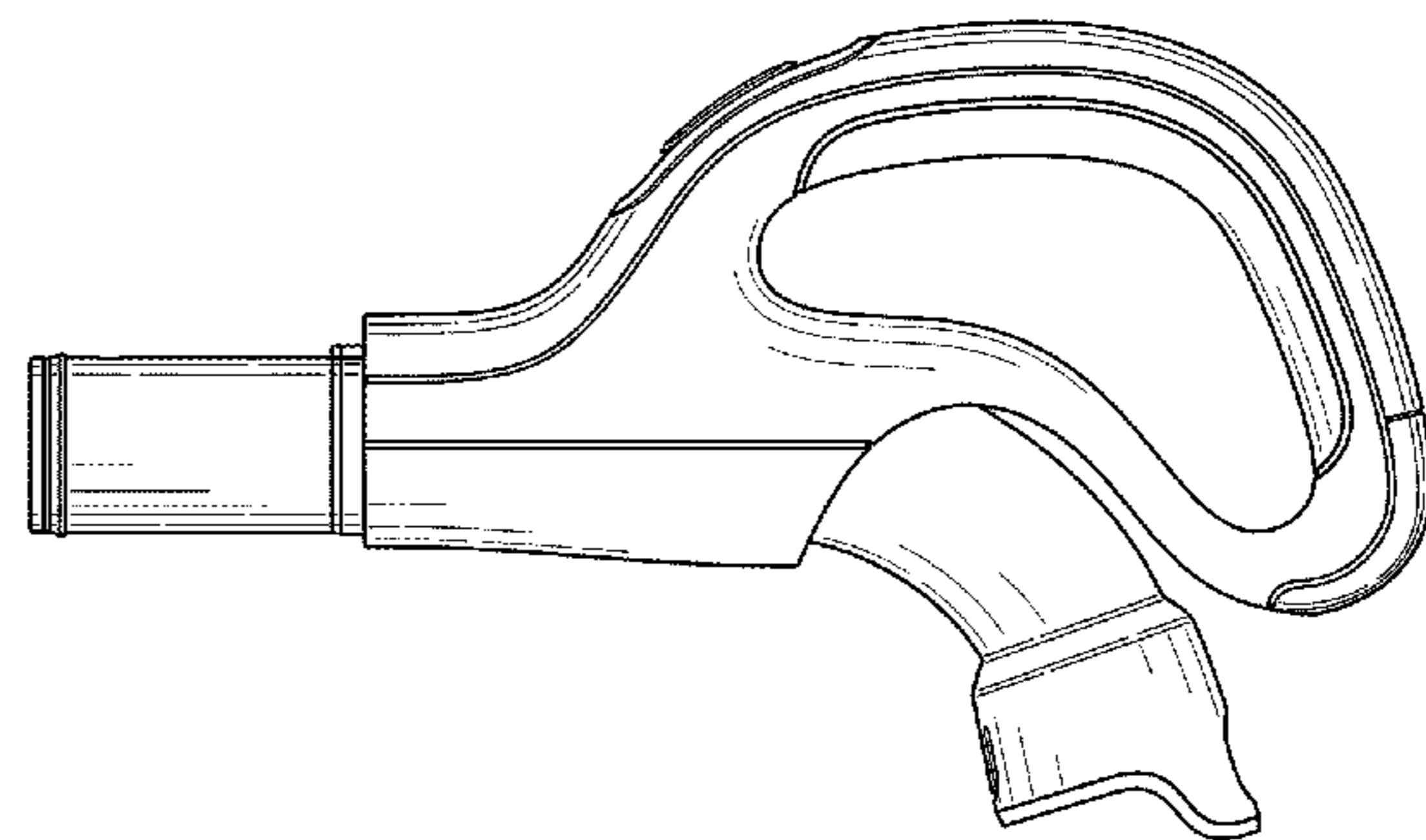
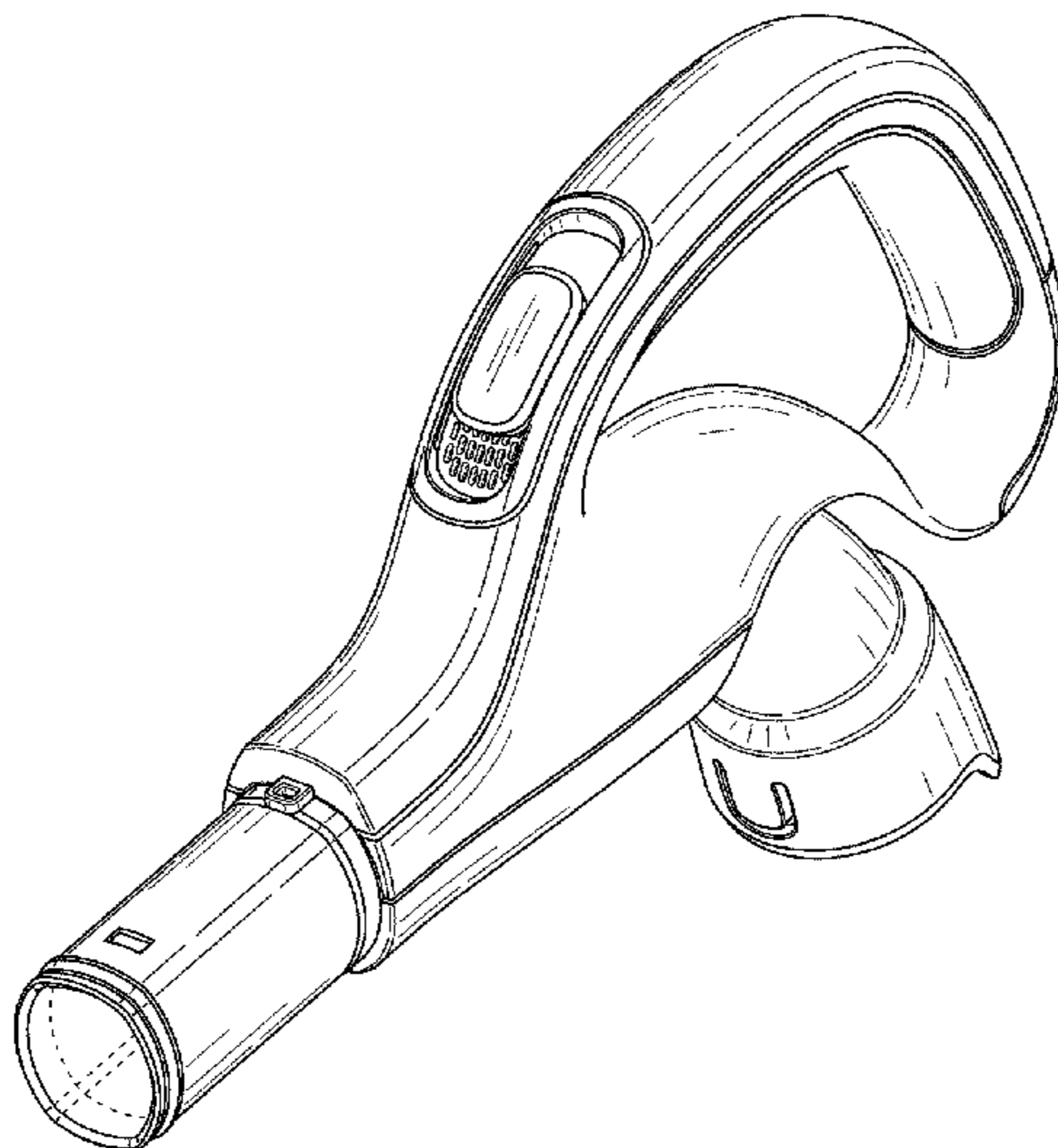
(57) **CLAIM**

The ornamental design for a handle for a vacuum cleaner, as shown and described.

DESCRIPTION

FIG. 1 is a front perspective view of a handle for a vacuum cleaner handle showing my new design; FIG. 2 is a left side view thereof; FIG. 3 is a right side view thereof; FIG. 4 is a top plan view thereof; FIG. 5 is a rear view thereof; FIG. 6 is a bottom view thereof; and, FIG. 7 is a front view thereof. The broken lines shown in the figures represent portions of the vacuum cleaner handle that form no part of the claimed design.

1 Claim, 3 Drawing Sheets



US D642,755 S

Page 2

U.S. PATENT DOCUMENTS

D580,116 S 11/2008 Santiago et al.
D582,111 S 12/2008 Agren et al.
D591,918 S 5/2009 Vagges
D598,616 S 8/2009 Crawley
D608,513 S 1/2010 Ho
D611,665 S 3/2010 Braithwaite
D613,469 S 4/2010 Agren
2004/0261211 A1* 12/2004 Overvaag et al. 15/327.1

2006/0026791 A1* 2/2006 Fischer et al. 15/414
2008/0301903 A1* 12/2008 Cunningham et al. 15/410
2009/0064448 A1 3/2009 Oh et al.
2010/0050367 A1 3/2010 Tsai

FOREIGN PATENT DOCUMENTS

EM 000184759 2/2004
EM 000298005 5/2007

* cited by examiner

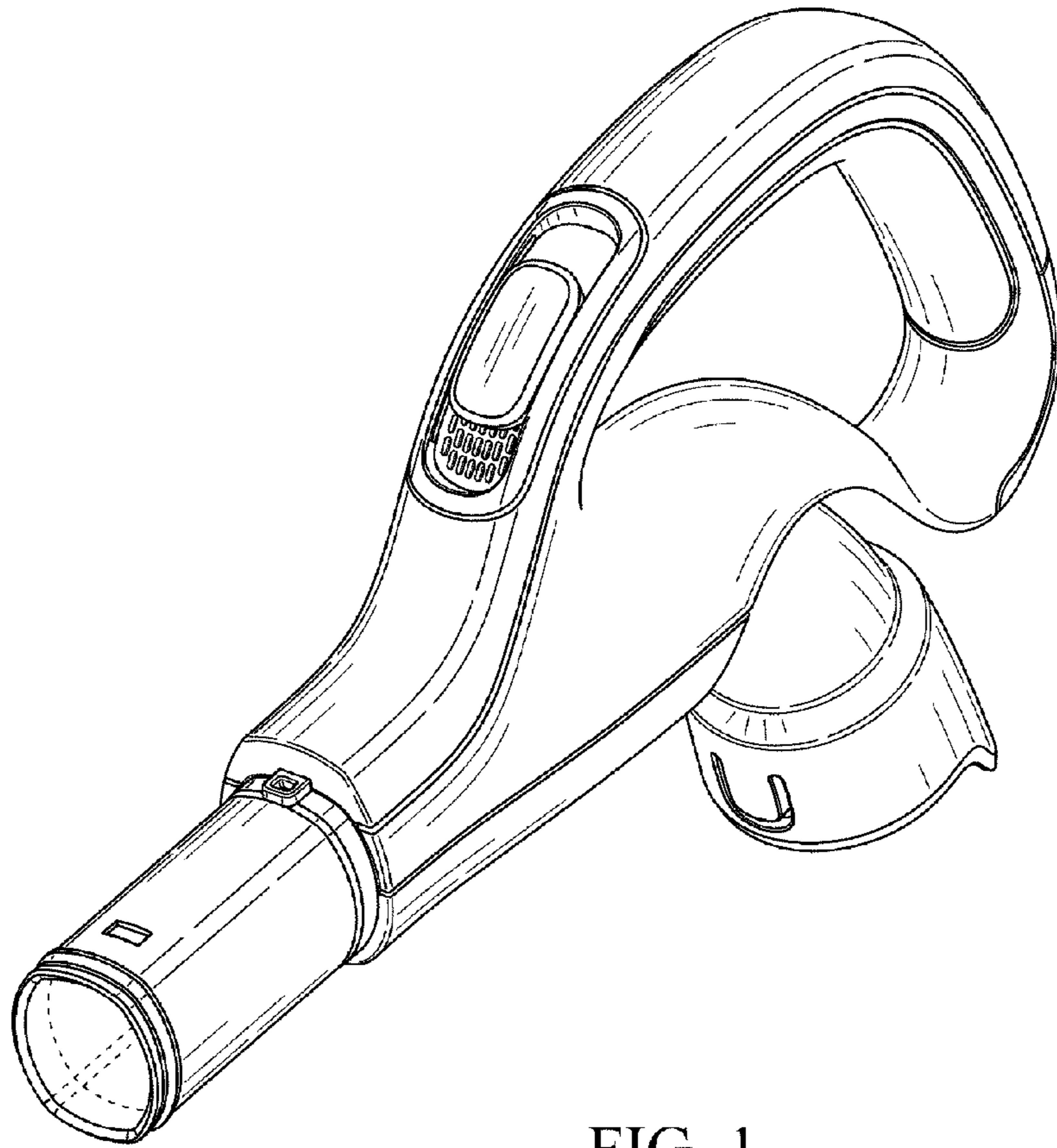


FIG. 1

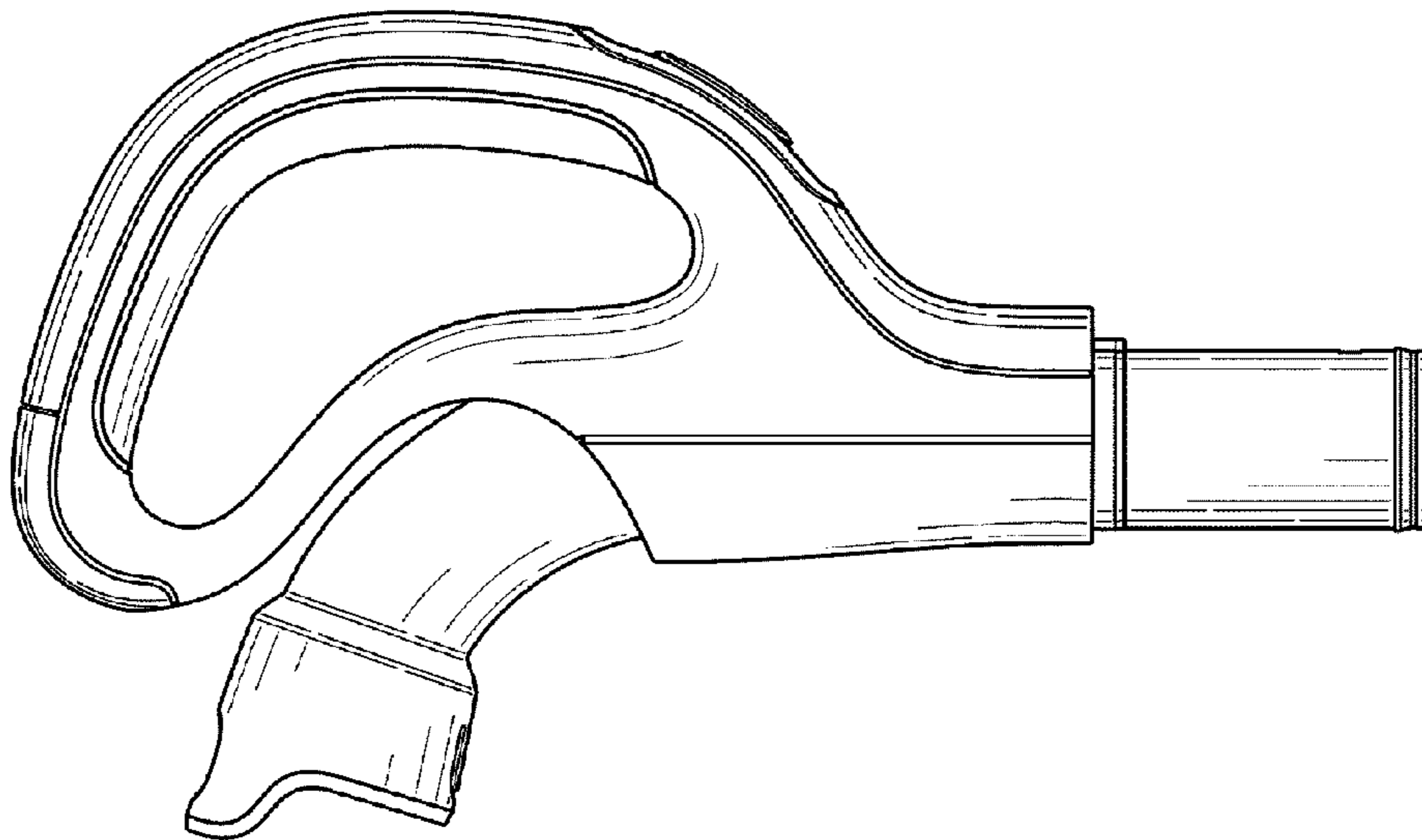


FIG. 2

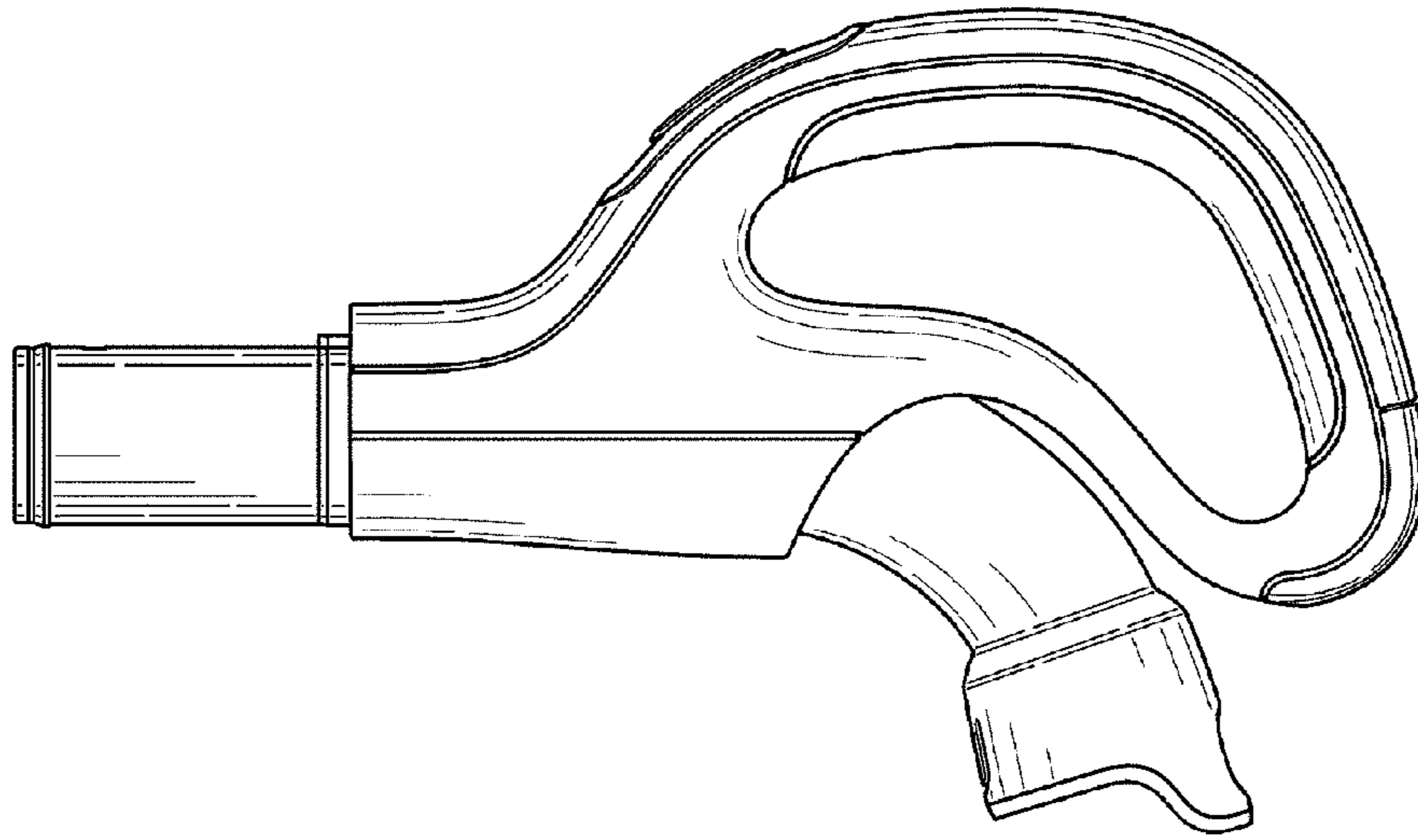


FIG. 3




FIG. 4

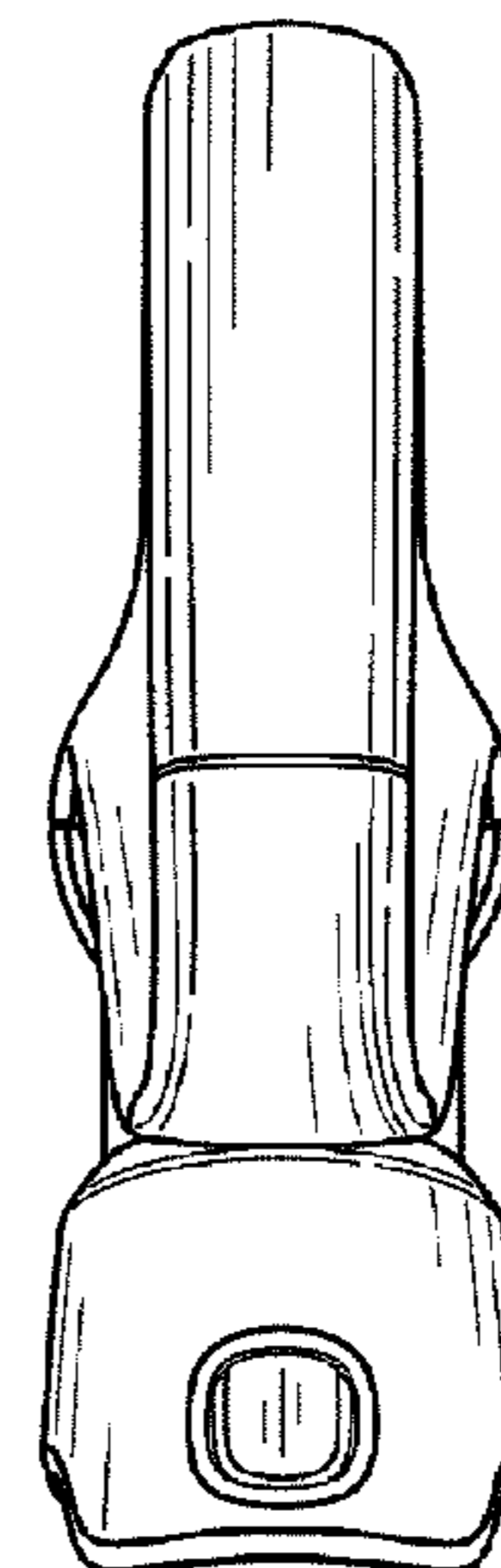


FIG. 5

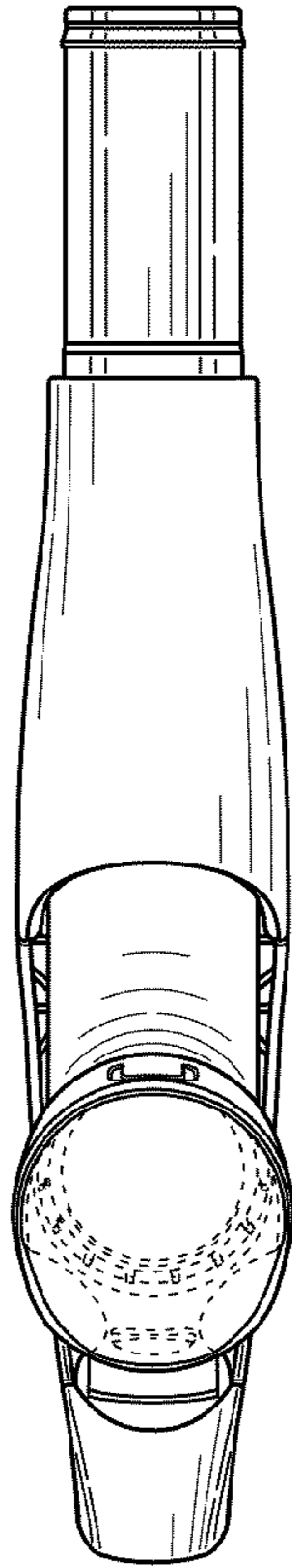


FIG. 6

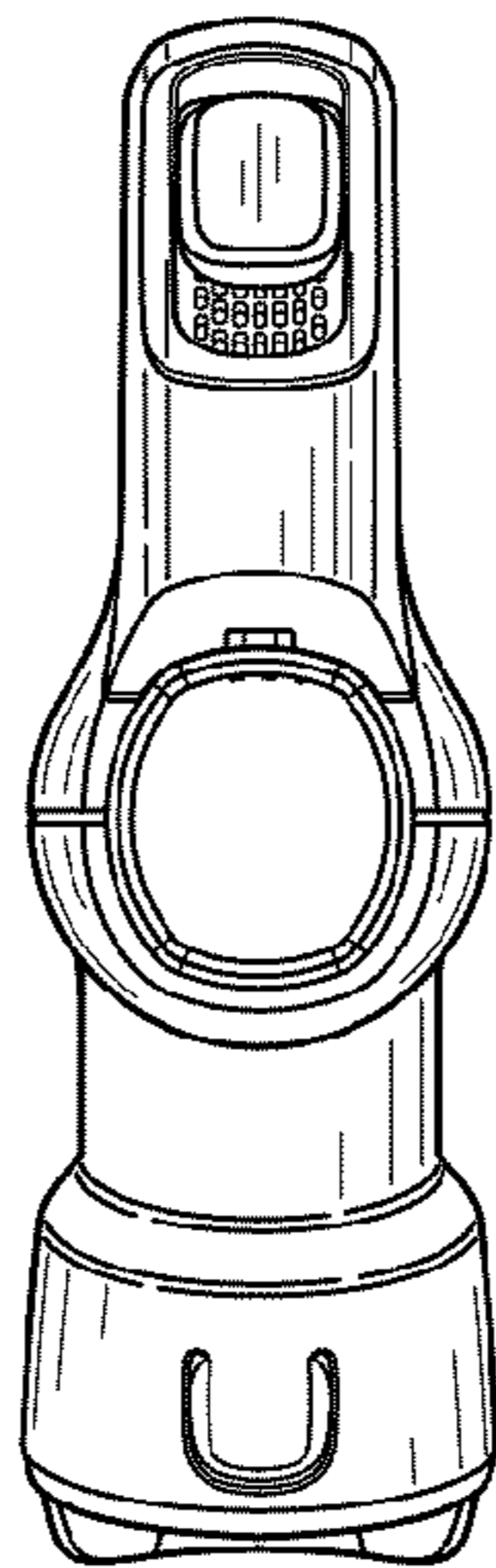


FIG. 7