

US00D642693S

(12) **United States Design Patent**
Molter-Gawel et al.

(10) **Patent No.:** **US D642,693 S**

(45) **Date of Patent:** **** Aug. 2, 2011**

(54) **BANDAGE**

(75) Inventors: **Katarzyna Z. Molter-Gawel**, Wroclaw (PL); **Ewa Bachurska**, Wilczyce (PL)

(73) Assignee: **3M Innovative Properties Company**, St. Paul, MN (US)

(**) Term: **14 Years**

(21) Appl. No.: **29/380,730**

(22) Filed: **Dec. 10, 2010**

(51) **LOC (9) Cl.** **24-04**

(52) **U.S. Cl.** **D24/189**

(58) **Field of Classification Search** D24/189-192;
D20/11, 23, 24, 26, 36; 602/79, 41-43, 58,
602/67; 604/174, 18; 40/359, 360, 638;
128/844; 2/21

See application file for complete search history.

(56) **References Cited**

U.S. PATENT DOCUMENTS

4,875,476	A *	10/1989	Garcia	602/65
5,183,460	A *	2/1993	Scherz	602/79
D562,461	S *	2/2008	Nash	D24/189
D618,811	S *	6/2010	Navies	D24/189
D621,518	S *	8/2010	Arbesman et al.	D24/189
D622,403	S *	8/2010	Arbesman et al.	D24/189
D622,404	S *	8/2010	Williams	D24/189

FOREIGN PATENT DOCUMENTS

FR	2 865 929	A1	8/2005
GB	2 409 977	B	3/2008
JP	9-122173		5/1997
WO	WO 00/54713	A1	9/2000

* cited by examiner

Primary Examiner — Holly Baynham

Assistant Examiner — Michelle E Wilson

(74) *Attorney, Agent, or Firm* — Lisa P. Fulton

(57) **CLAIM**

The ornamental design for a bandage, as shown and described.

DESCRIPTION

FIG. 1 is a perspective view of a bandage showing the new design;

FIG. 2 is a bottom view thereof;

FIG. 3 is a top view thereof;

FIG. 4 is an end view thereof, as viewed from the bottom of FIG. 2;

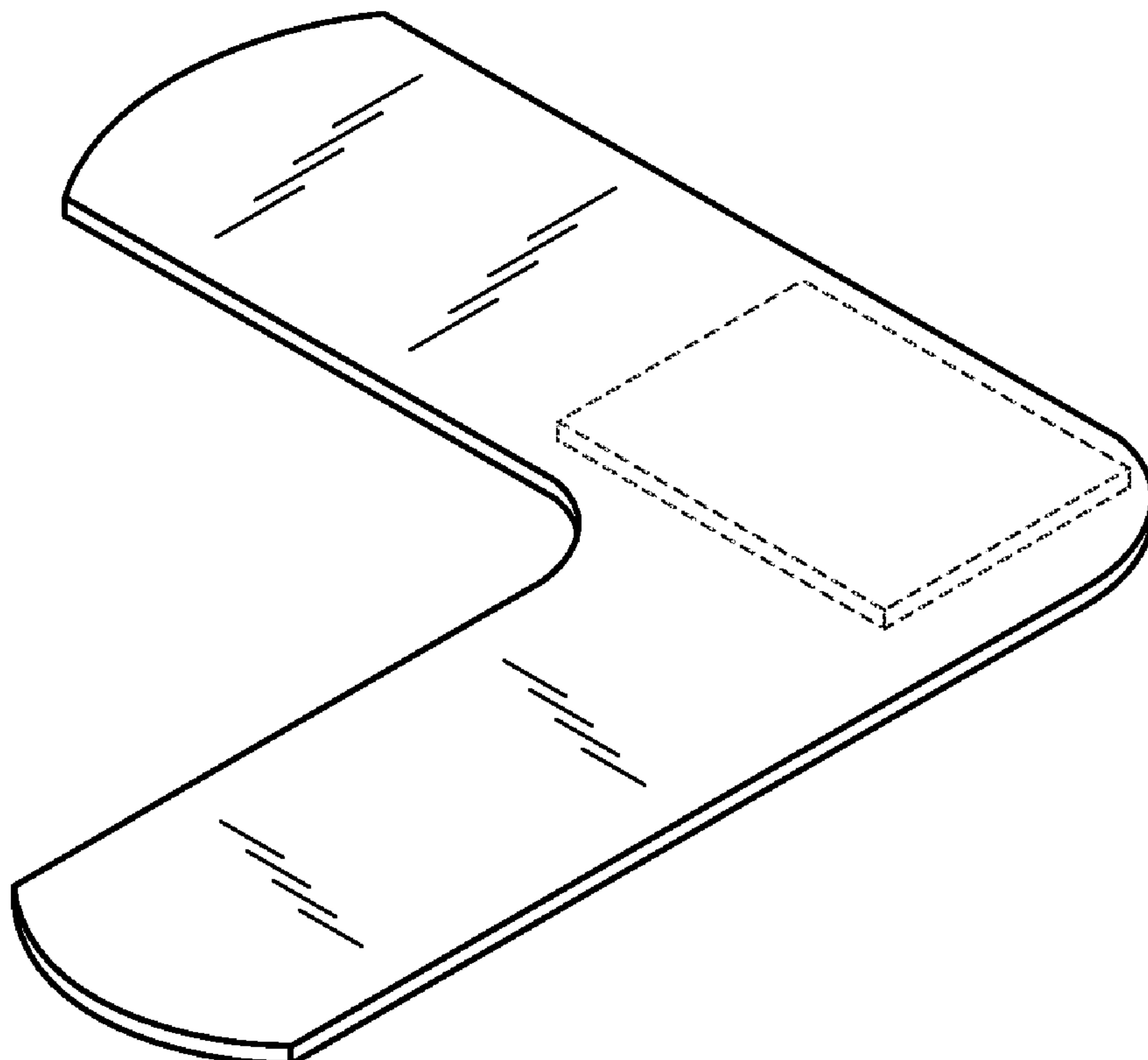
FIG. 5 is an end view thereof, as viewed from top of FIG. 2;

FIG. 6 is a side view thereof, as viewed from the left side of FIG. 2; and,

FIG. 7 is a side view thereof, as viewed from the right side of FIG. 2.

The broken line showing of a pad is included for the purpose of illustrating environmental structure and forms no part of the claimed design.

1 Claim, 2 Drawing Sheets



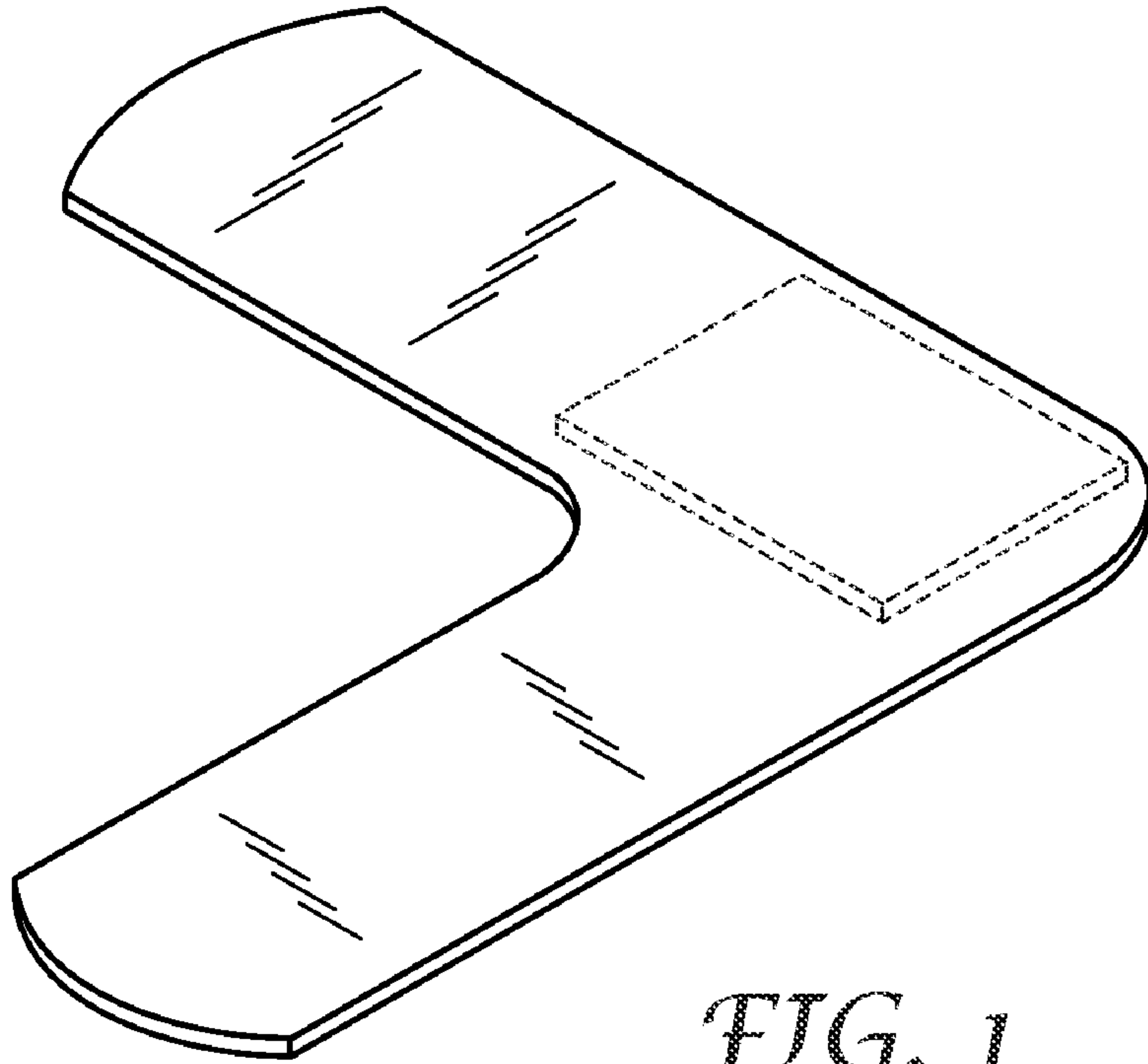


FIG. 1

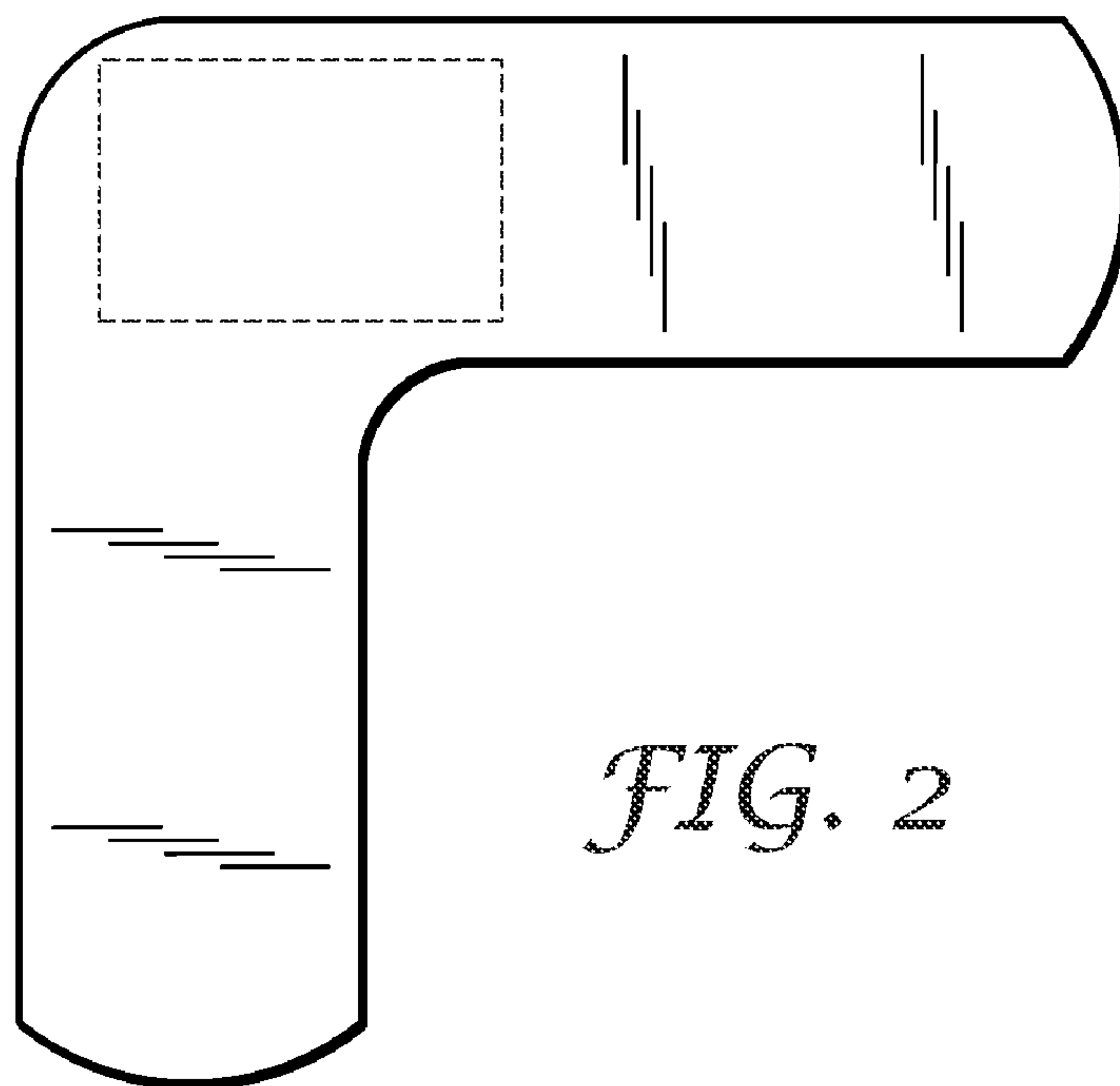


FIG. 2

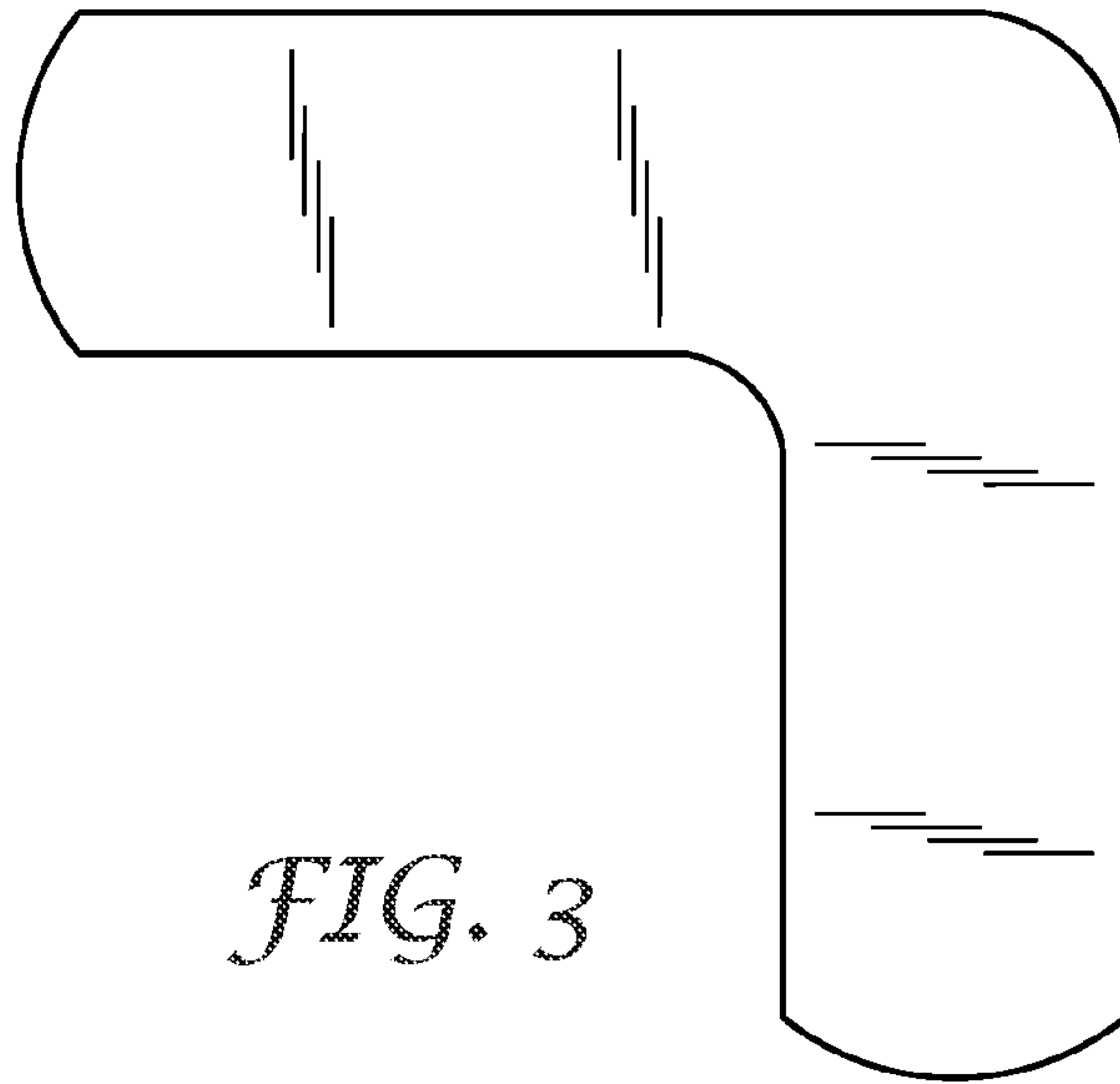


FIG. 3



FIG. 4




FIG. 5



FIG. 6



FIG. 7