

US00D642692S

(12) **United States Design Patent**
Blette et al.

(10) **Patent No.:** **US D642,692 S**

(45) **Date of Patent:** **** Aug. 2, 2011**

(54) **DERMAL TATTOO COVERING**

(75) Inventors: **Russell Blette**, Hastings, MN (US);
Donna Dearing, San Jose, CA (US);
Patrick F. McClernon, White Bear
Lake, MN (US)

(73) Assignee: **Tatuyou, LLC**, Hastings, MN (US)

(**) Term: **14 Years**

(21) Appl. No.: **29/336,688**

(22) Filed: **May 7, 2009**

(51) **LOC (9) Cl.** **24-04**

(52) **U.S. Cl.** **D24/189**

(58) **Field of Classification Search** D24/189;
427/2.31; 428/42.2, 43, 57, 121, 156, 171,
428/187, 338, 904.4, 906; 602/41-43, 47,
602/48, 52, 54, 57, 59

See application file for complete search history.

(56) **References Cited**

U.S. PATENT DOCUMENTS

1,730,114	A *	10/1929	Brightman	602/75
4,095,595	A *	6/1978	Stanford	602/45
5,431,622	A *	7/1995	Pyrozyk et al.	602/2
5,480,377	A *	1/1996	Cartmell et al.	602/48
5,496,605	A *	3/1996	Augst et al.	428/43
5,616,387	A *	4/1997	Augst et al.	428/43
D380,092	S *	6/1997	Denton et al.	D5/47
5,843,011	A *	12/1998	Lucas	602/57
D421,527	S *	3/2000	Barnholtz et al.	D5/53
D421,528	S *	3/2000	Shakora	D5/99
6,213,343	B1 *	4/2001	Damikolas	221/25
D448,935	S *	10/2001	Barnholtz et al.	D5/53
6,362,388	B1 *	3/2002	Lucas	602/57
D481,248	S *	10/2003	Maxwell	D6/613

D571,859	S *	6/2008	Harmston	D19/69
D578,309	S *	10/2008	Johnston et al.	D5/47
D596,409	S *	7/2009	Santisteban	D5/7
D607,212	S *	1/2010	Lian	D5/7
D618,919	S *	7/2010	Catalfamo et al.	D5/58
2007/0156075	A1 *	7/2007	Heinecke	602/54
2008/0287852	A1 *	11/2008	Evans	602/43

* cited by examiner

Primary Examiner — Holly Baynham

Assistant Examiner — Michelle E Wilson

(74) *Attorney, Agent, or Firm* — Dicke, Billig & Czaja,
PLLC

(57) **CLAIM**

The ornamental design for a dermal tattoo covering, as shown and described.

DESCRIPTION

FIG. 1 is a perspective view of a dermal tattoo covering employed to cover a tattoo newly created on a customer's arm according to one embodiment;

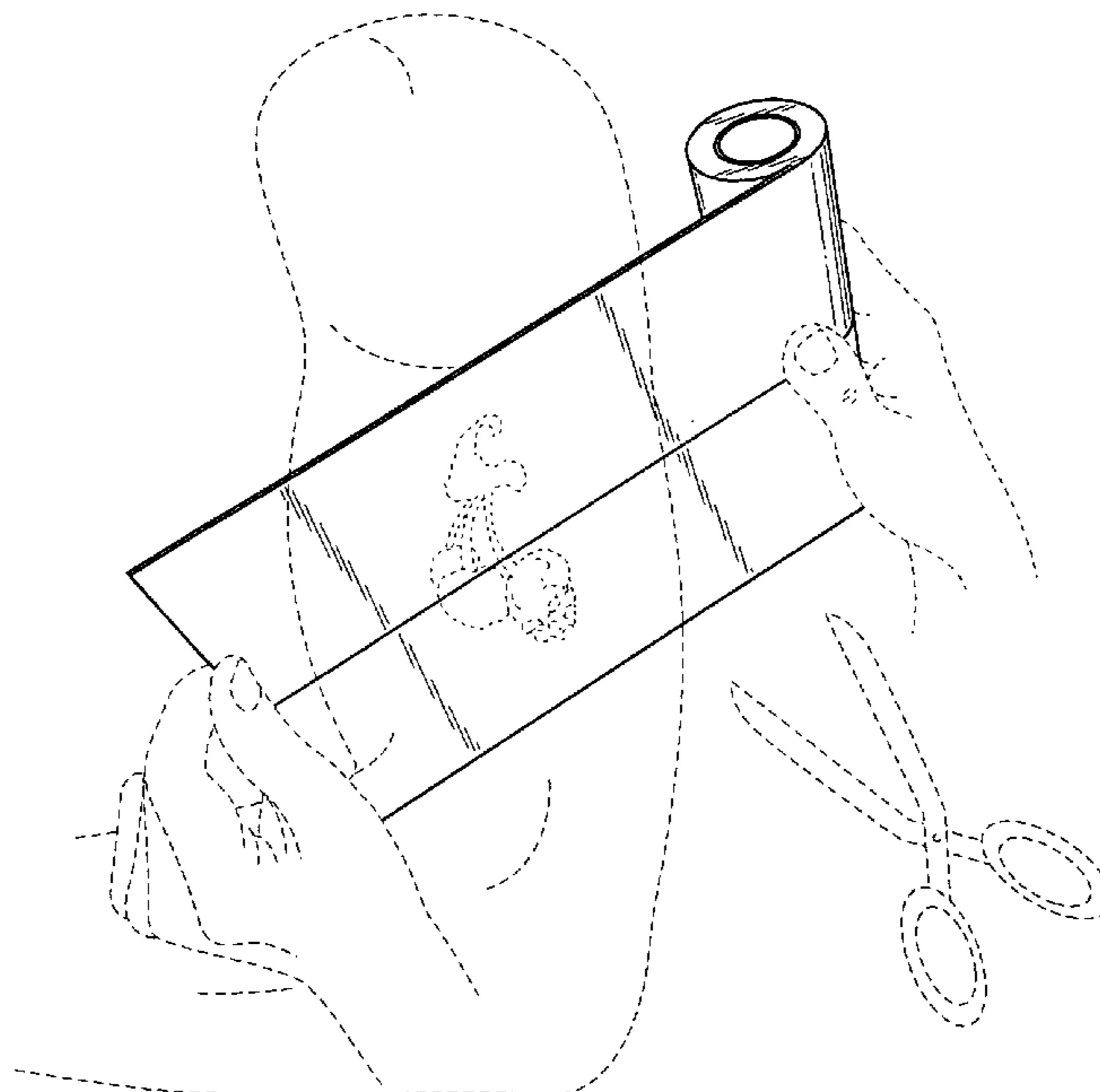
FIG. 2 is a top side view of the dermal tattoo covering illustrating a two-piece split liner of the new design;

FIG. 3 is a bottom side view of the dermal tattoo covering illustrating an adhesive layer side of the new design;

FIG. 4A is a right side view of the dermal tattoo covering, where a left side view is a mirror image of the right side view; FIG. 4B is an expanded view of a portion of the right side view of the dermal tattoo covering illustrating a film disposed between the adhesive layer side and the two-piece split liner; FIG. 5 is a back side view of the dermal tattoo covering; and, FIG. 6 is a front side view of the dermal tattoo covering.

The broken line showing of an arm and scissors are included for the purpose of illustrating environmental structure and forms no part of the claimed design.

1 Claim, 3 Drawing Sheets



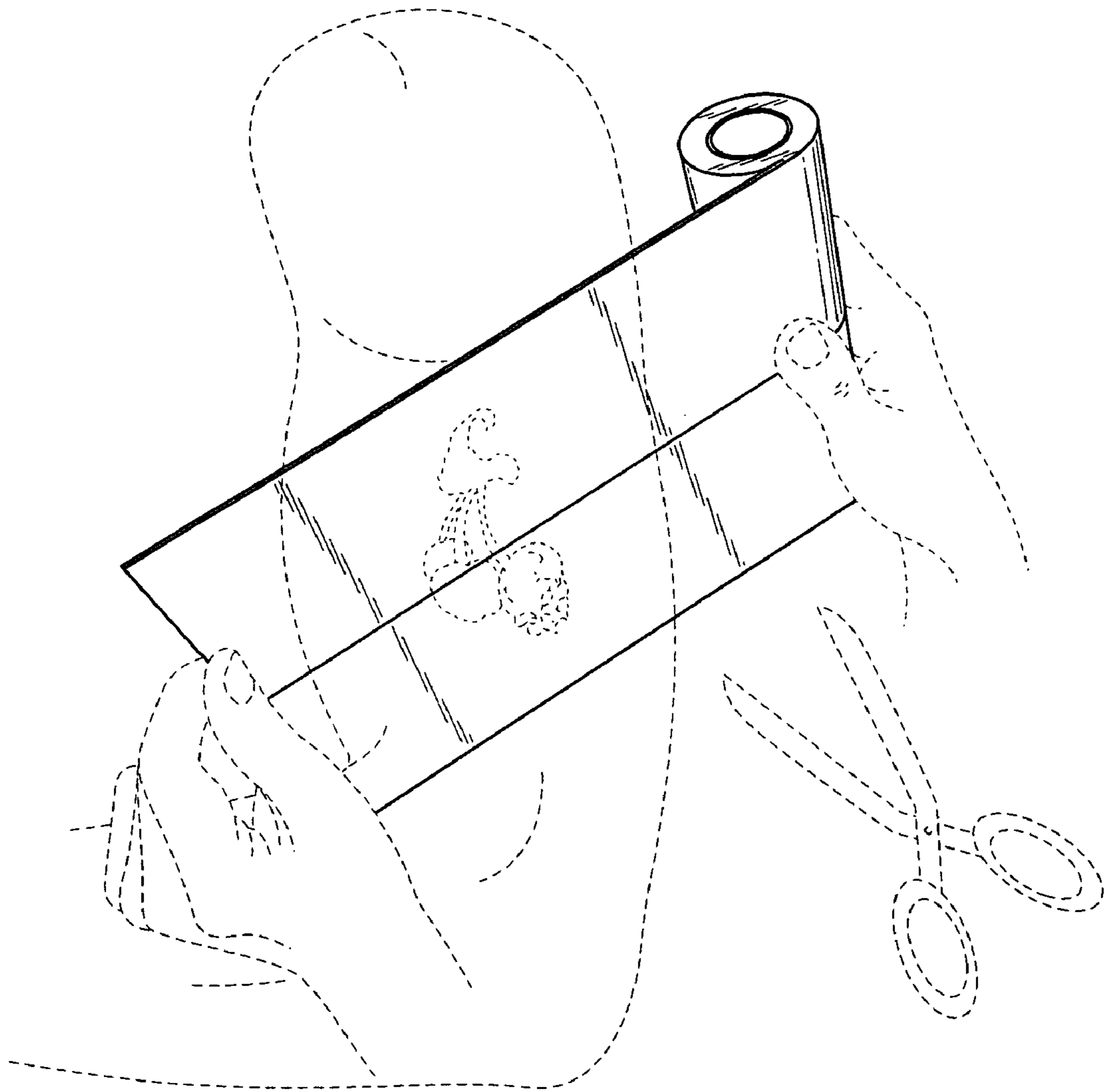


Fig. 1

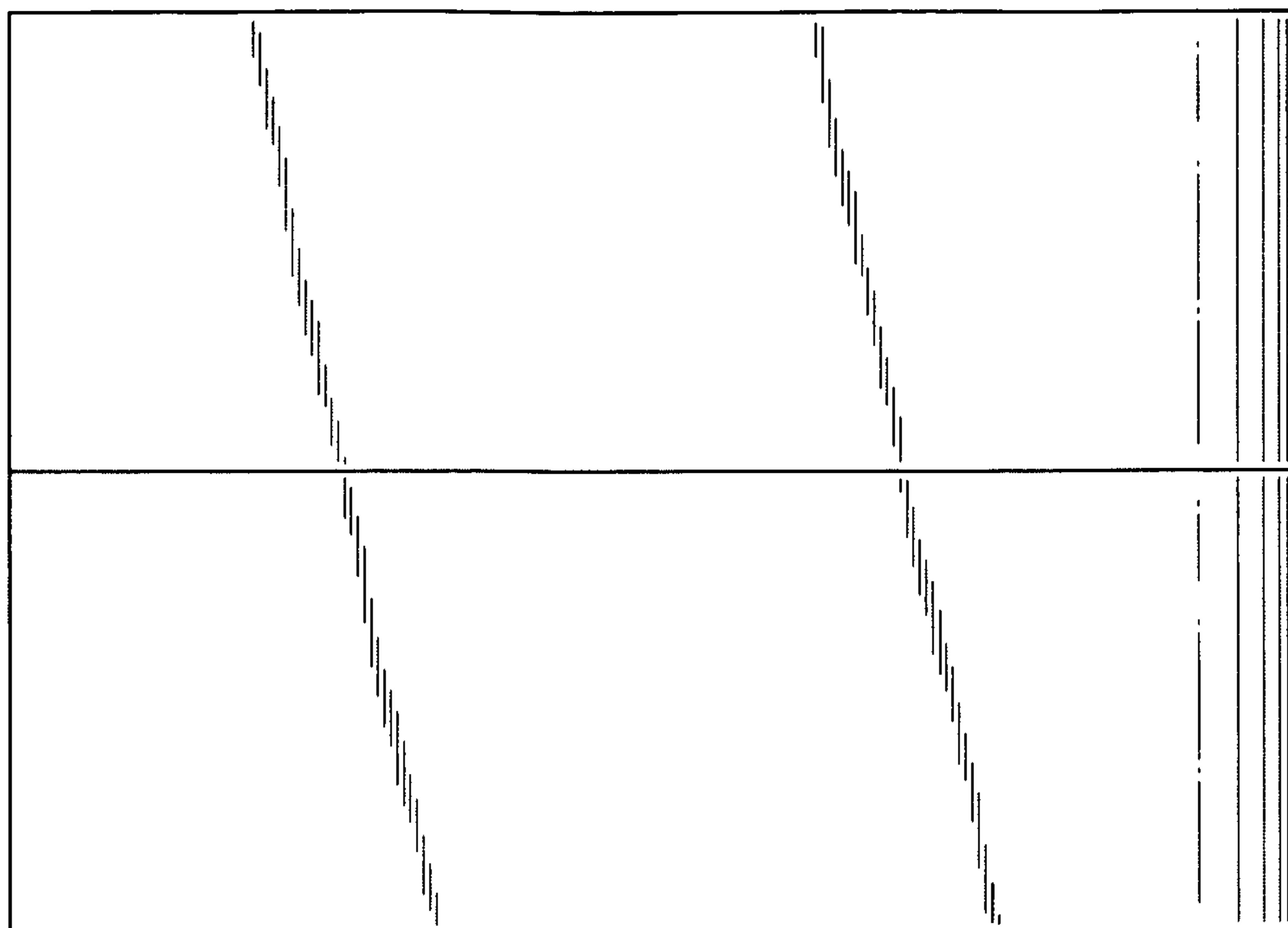


Fig. 2

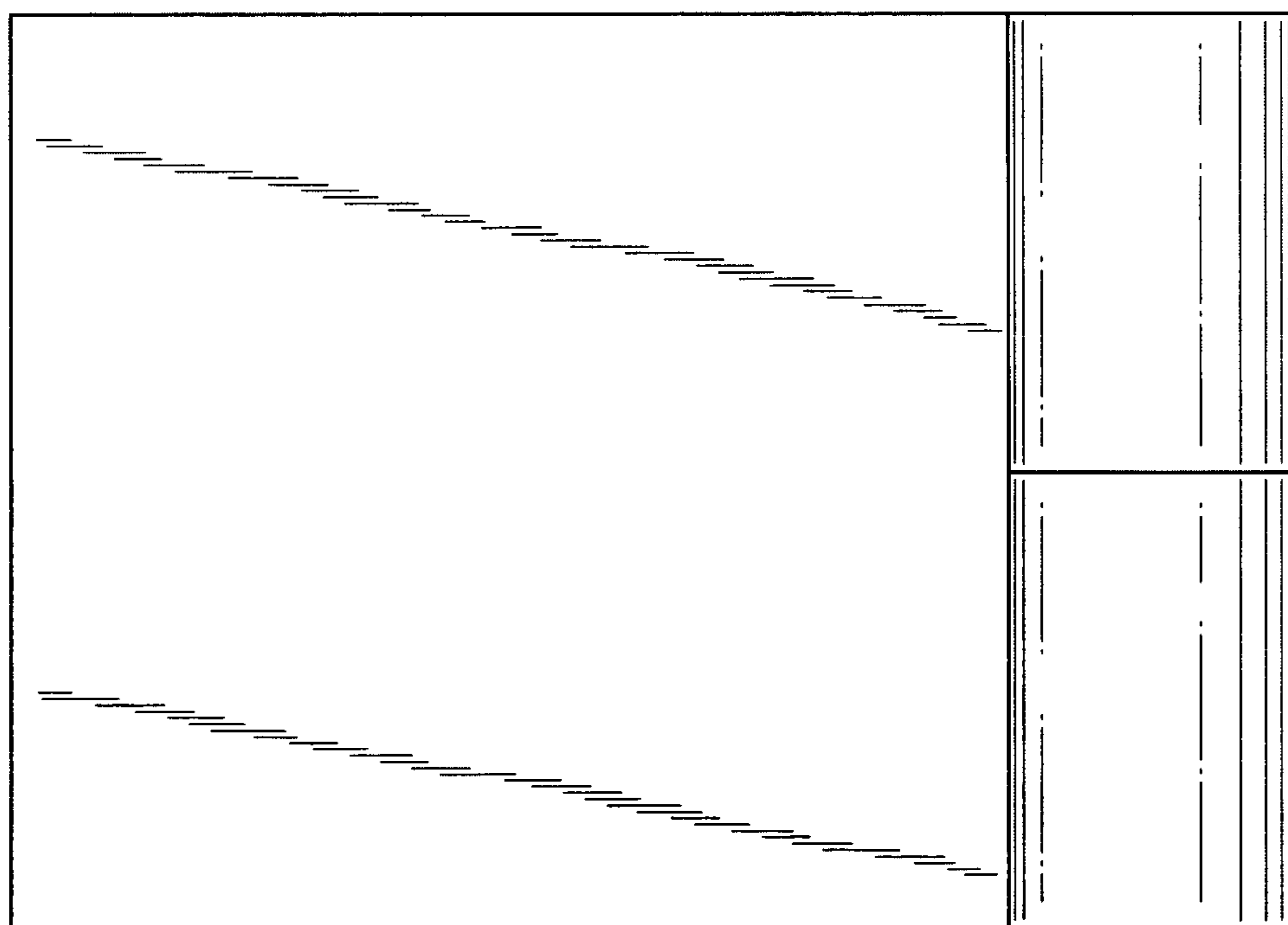


Fig. 3

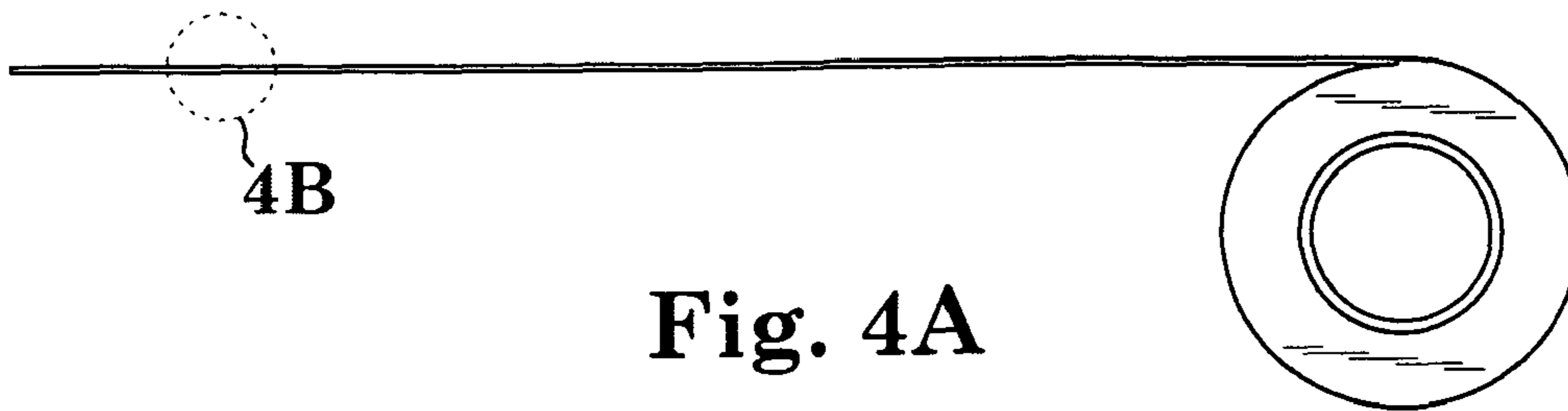


Fig. 4A

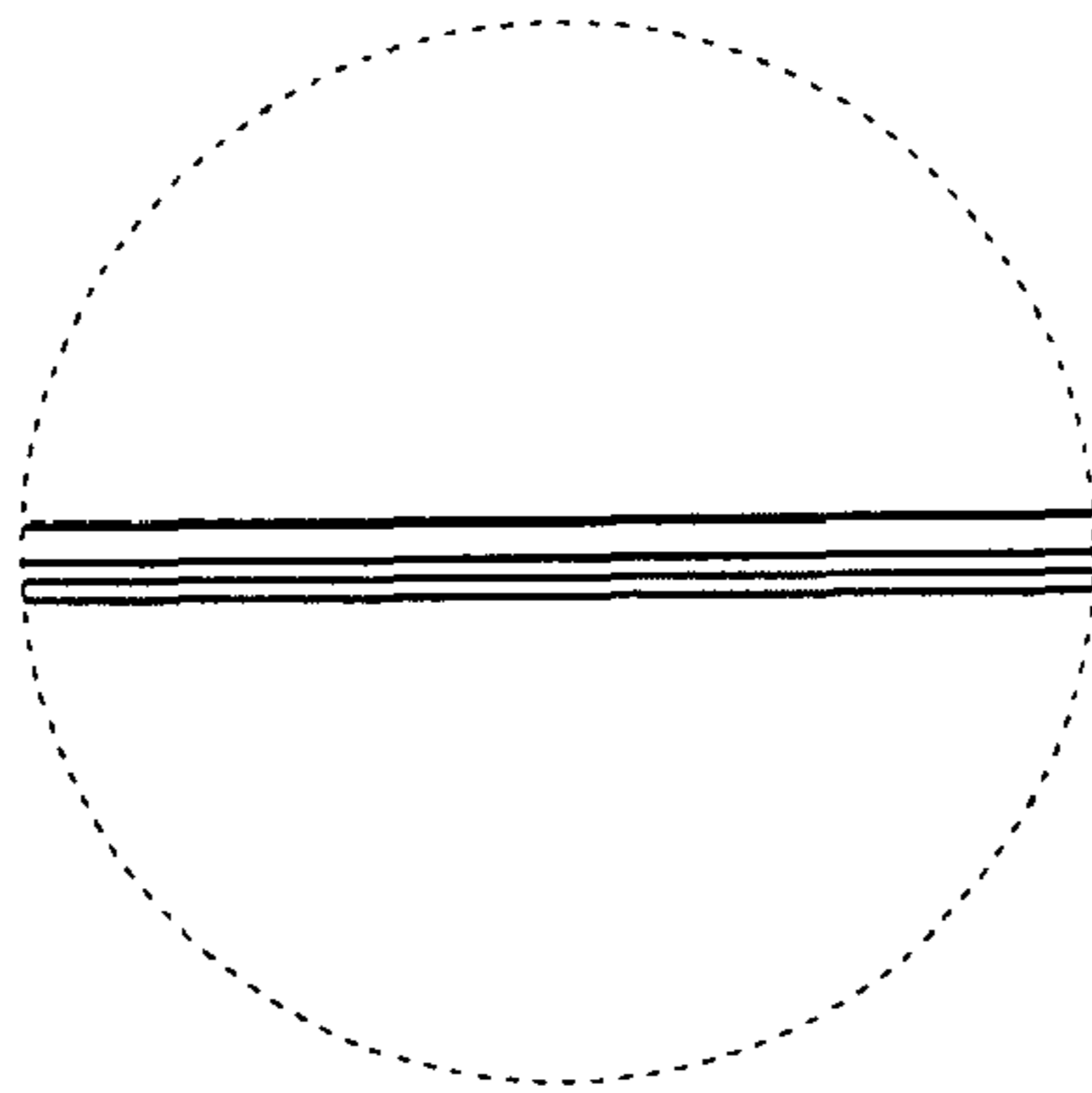


Fig. 4B

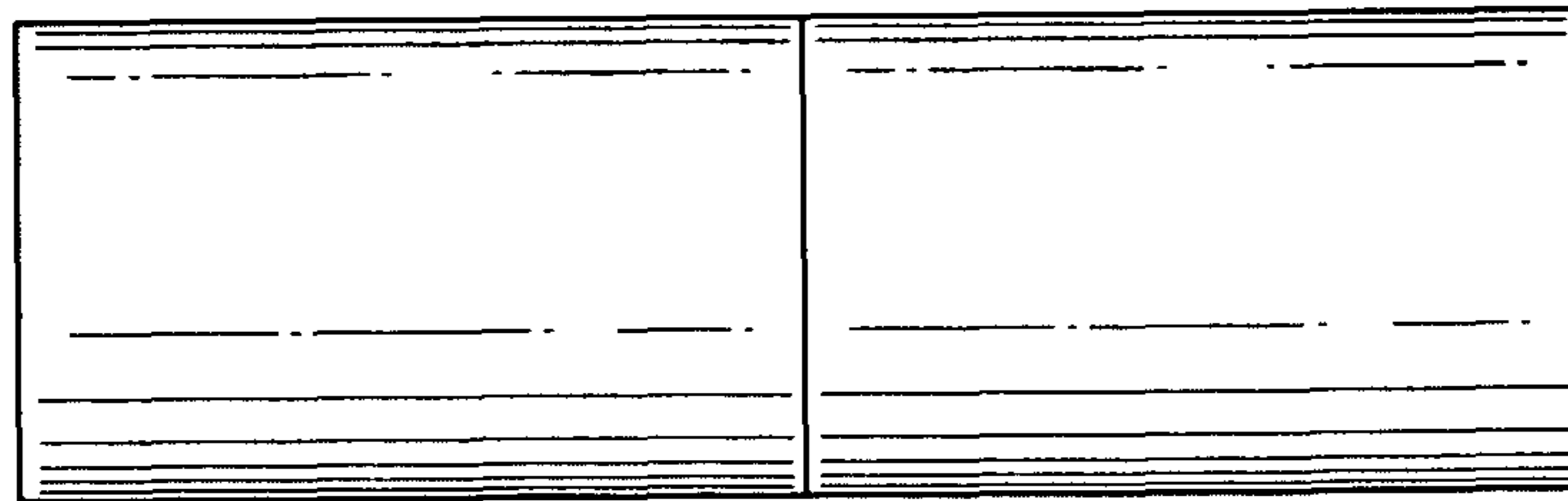


Fig. 5




Fig. 6