



US00D642677S

(12) **United States Design Patent**
Boaz

(10) **Patent No.:** **US D642,677 S**
(45) **Date of Patent:** **** Aug. 2, 2011**

(54) **PASSIVE MECHANICAL INTERFACE FOR PERISTALTIC PUMP**

(75) Inventor: **Amos Boaz**, Soresh (IL)

(73) Assignee: **Q-Core Medical Ltd** (IL)

(**) Term: **14 Years**

(21) Appl. No.: **29/280,012**

(22) Filed: **May 14, 2007**

(51) **LOC (9) Cl.** **24-01**

(52) **U.S. Cl.** **D24/111**

(58) **Field of Classification Search** D24/111,
D24/107, 108, 128, 169, 186; 604/155, 154,
604/891.1, 153.4, 4.01, 326, 5.01, 151, 152;
417/477.2; D15/7; 128/DIG. 12, DIG. 13,
128/DIG. 1, DIG. 2

See application file for complete search history.

(56) **References Cited**

U.S. PATENT DOCUMENTS

D290,656	S	*	6/1987	Kaleskas	D24/111
5,066,859	A	*	11/1991	Karkar et al.	250/339.09
D336,956	S	*	6/1993	Jen	D24/129
D348,730	S	*	7/1994	Walker et al.	D24/111
D371,194	S	*	6/1996	Marston et al.	D24/111
5,658,252	A	*	8/1997	Johnson	604/131
D409,279	S	*	5/1999	Hayashi et al.	D23/233

D416,309	S	*	11/1999	Hayashi et al.	D23/233
D456,776	S	*	5/2002	Lindekugel	D13/146
D476,414	S	*	6/2003	Buck et al.	D24/111
D501,924	S	*	2/2005	Cise et al.	D24/111
D504,507	S	*	4/2005	Ziegler et al.	D24/111
D518,875	S	*	4/2006	Fukushima	D23/233
D550,353	S	*	9/2007	White	D24/128
D563,520	S	*	3/2008	Miyazoe et al.	D23/233
D574,953	S	*	8/2008	Boaz	D24/111
D587,365	S	*	2/2009	Boaz	D24/111
D587,802	S	*	3/2009	Boaz	D24/111

* cited by examiner

Primary Examiner — Ian Simmons

Assistant Examiner — Carissa C Fitts

(74) *Attorney, Agent, or Firm* — Cantor Colburn LLP

(57) **CLAIM**

I claim, the ornamental design for a passive mechanical interface for peristaltic pump, as shown and described.

DESCRIPTION

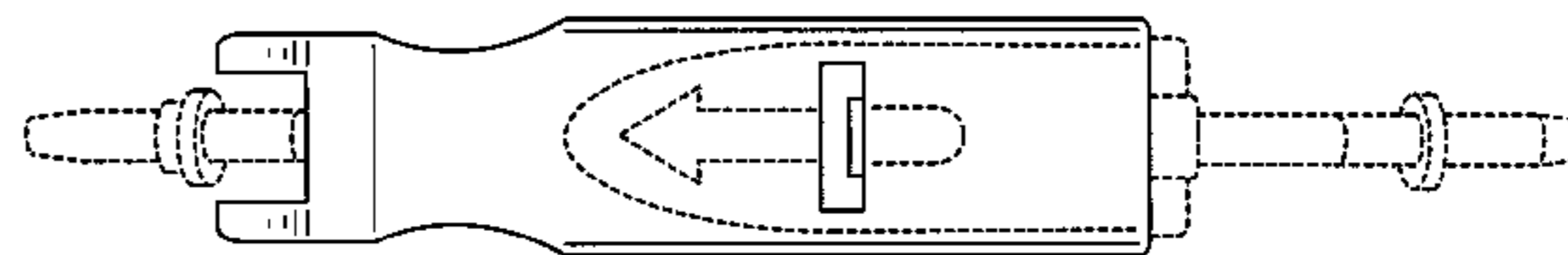
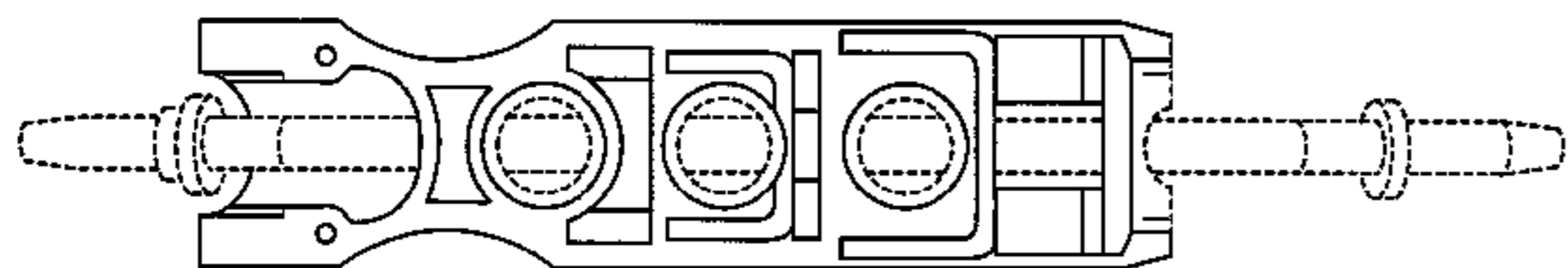
FIG. 1 is a front view of a passive mechanical interface for peristaltic pump, showing my new design;

FIG. 2 is a side view thereof, the opposite side being a mirror image thereof; and,

FIG. 3 is a rear view thereof.

The broken lines are for environmental purposes only and form no part of the claimed design.

1 Claim, 2 Drawing Sheets



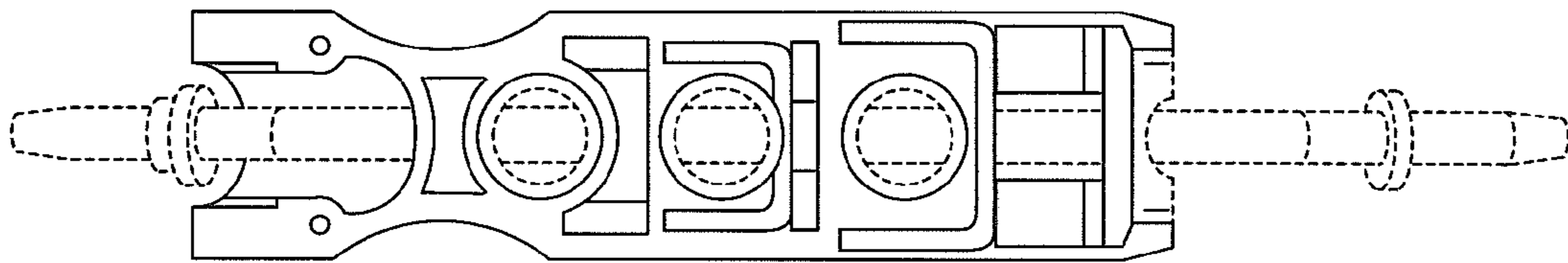


FIG. 1

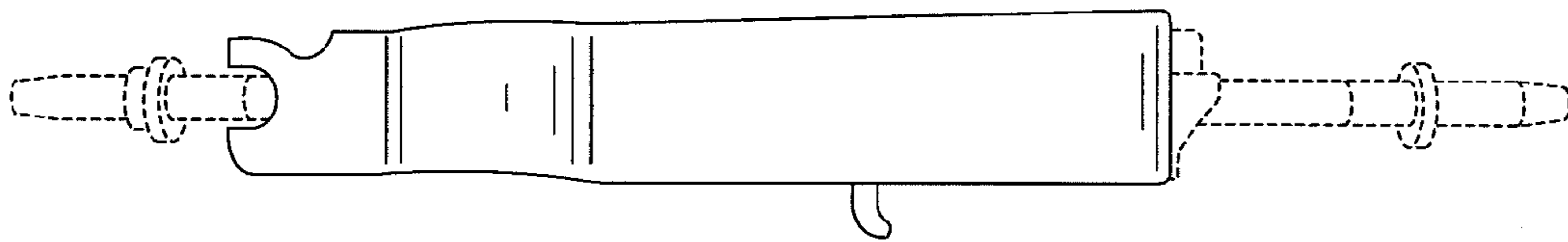


FIG. 2

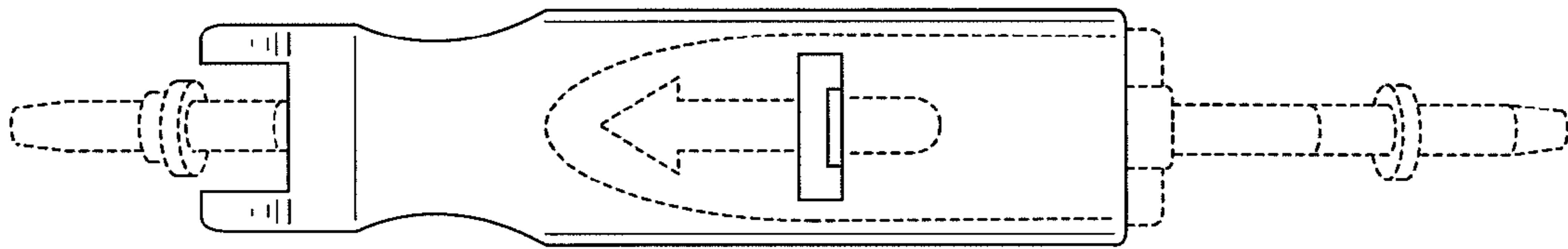


FIG. 3