



US00D642622S

(12) **United States Design Patent**
Trinkle et al.

(10) **Patent No.:** **US D642,622 S**
(45) **Date of Patent:** **** *Aug. 2, 2011**

(54) **PENCIL HOLDER**

(76) Inventors: **Dallas R. Trinkle**, Hebron, KY (US);
Gail A. Trinkle, Hebron, KY (US)

(*) Notice: This patent is subject to a terminal disclaimer.

(**) Term: **14 Years**

(21) Appl. No.: **29/315,372**

(22) Filed: **Jun. 19, 2009**

(51) **LOC (9) Cl.** **19-06**

(52) **U.S. Cl.** **D19/82**

(58) **Field of Classification Search** D3/206,
D3/310, 313; D7/606, 624.2, 625; D9/741,
D9/747, 779; D12/500, 501, 544; D19/75,
D19/77-86, 90-95; D34/1; 206/214, 224,
206/371, 457; 211/69.1-69.9, 70

See application file for complete search history.

(56) **References Cited**

U.S. PATENT DOCUMENTS

D118,411 S *	1/1940	Dolgorukov	D19/77
3,468,048 A *	9/1969	Smith	40/107
4,293,015 A *	10/1981	McGough	220/739
4,446,902 A *	5/1984	Madec et al.	152/209.12
4,462,444 A *	7/1984	Larson	215/395
4,834,253 A *	5/1989	Crine	220/23.4
D310,244 S *	8/1990	Evenson	D19/85
D311,027 S	10/1990	Yuen		
4,967,900 A *	11/1990	Gossett	220/495.09
5,062,540 A *	11/1991	Jenkins	220/23.83
5,101,997 A *	4/1992	Bagwell et al.	220/23.4
D327,093 S *	6/1992	Evenson	D19/85
D333,839 S	3/1993	Kiyokank		
D363,906 S *	11/1995	Bonko et al.	D12/544
D364,189 S *	11/1995	Trombly	D19/77
D367,408 S *	2/1996	Fordyce	D7/703
D375,200 S *	11/1996	Nugent	D3/313
D393,003 S	3/1998	Nichols		

D425,832 S *	5/2000	Umstot et al.	D12/544
D436,705 S *	1/2001	Dow et al.	D34/5
D441,614 S *	5/2001	Carroll	D7/624.2
D444,110 S *	6/2001	Umstot et al.	D12/544
D445,778 S *	7/2001	Eiler	D14/207
D446,374 S *	8/2001	Howard et al.	D34/1
D453,405 S *	2/2002	Howard	D34/1
6,382,452 B1 *	5/2002	Getachew et al.	220/524
D462,997 S	9/2002	Slater		
D462,998 S *	9/2002	Slater et al.	D19/85
D470,532 S	2/2003	Joss		
D477,636 S	7/2003	Chen		
D493,674 S *	8/2004	Lowe	D7/606

(Continued)

OTHER PUBLICATIONS

Stacked Tires Pen/Pencil Holder, Item No. 1171, printed out from hotrodalleygifts.com, 2 pages, copyright 2010.*

Primary Examiner — Elizabeth Albert

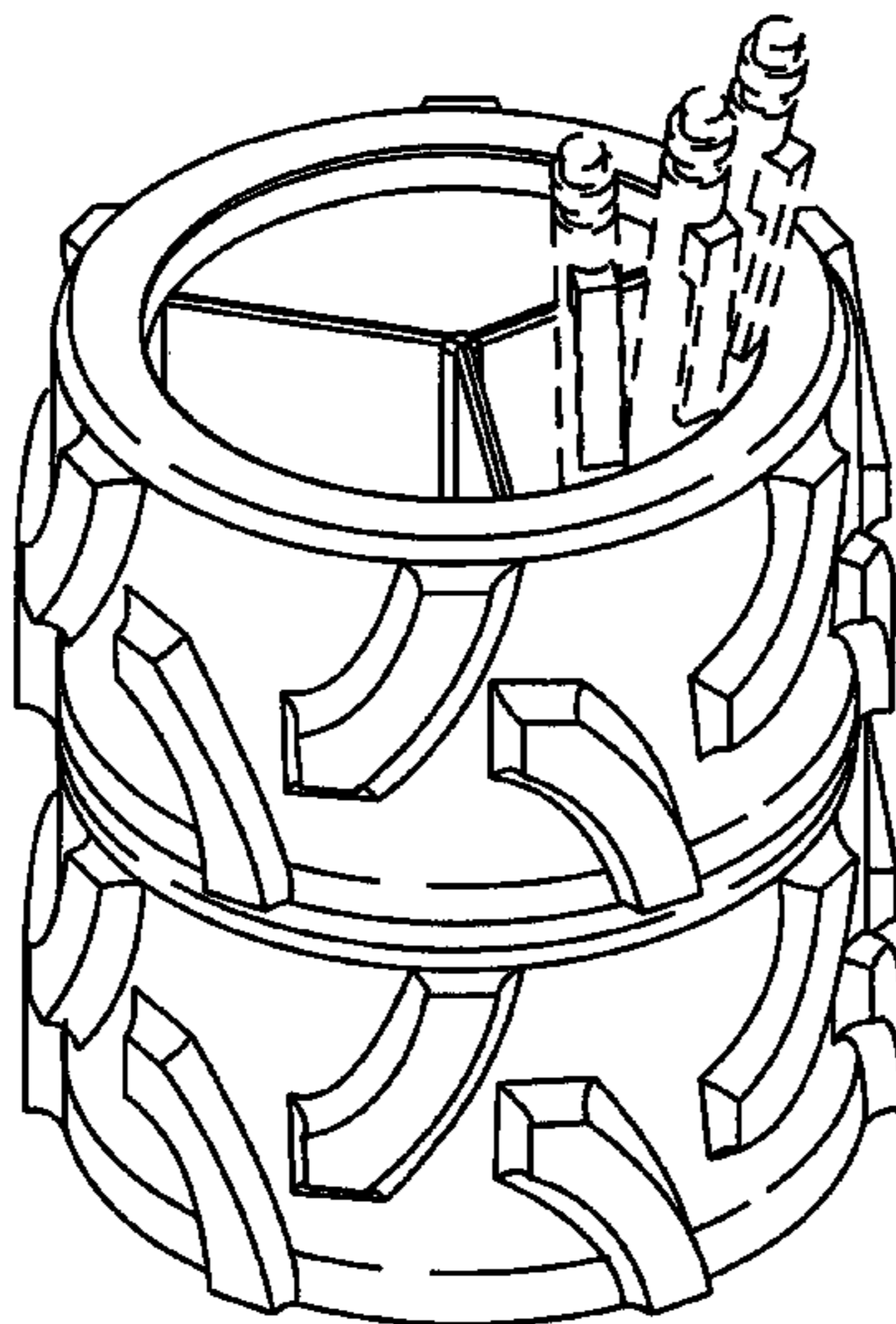
(57) **CLAIM**

The ornamental design for a pencil holder, as shown and described.

DESCRIPTION

FIG. 1 is a perspective view of a first embodiment of the pencil holder showing the design in use;
FIG. 2 is a perspective view from the top thereof;
FIG. 3 is a perspective view from the bottom thereof;
FIG. 4 is a top plan view thereof;
FIG. 5 is a bottom plan view thereof;
FIG. 6 is a side elevation view thereof;
FIG. 7 is a top plan view of a second embodiment of the pencil holder;
FIG. 8 is a bottom plan view of FIG. 7; and,
FIG. 9 is a side elevation view of FIG. 7.
The broken lines in FIG. 1 are included for the purpose of illustrating three pencils and form no part of the claimed design.

1 Claim, 6 Drawing Sheets



US D642,622 S

Page 2

U.S. PATENT DOCUMENTS

D501,885 S *	2/2005	Colson	D19/85	D546,631 S *	7/2007	Carey	D7/625
D506,358 S *	6/2005	Lowe	D7/606	D551,027 S *	9/2007	Lowe	D7/606
D511,546 S *	11/2005	Trombly	D19/77	D555,580 S *	11/2007	Lo	D12/544
D514,501 S *	2/2006	Nishimori	D12/544	D560,596 S *	1/2008	Sakakibara et al.	D12/544
D516,386 S *	3/2006	Lowe	D7/625	D595,218 S *	6/2009	Rodicq et al.	D12/544
D522,450 S *	6/2006	Gerasimczuk	D12/544	D599,280 S *	9/2009	Ohigashi et al.	D12/544

* cited by examiner

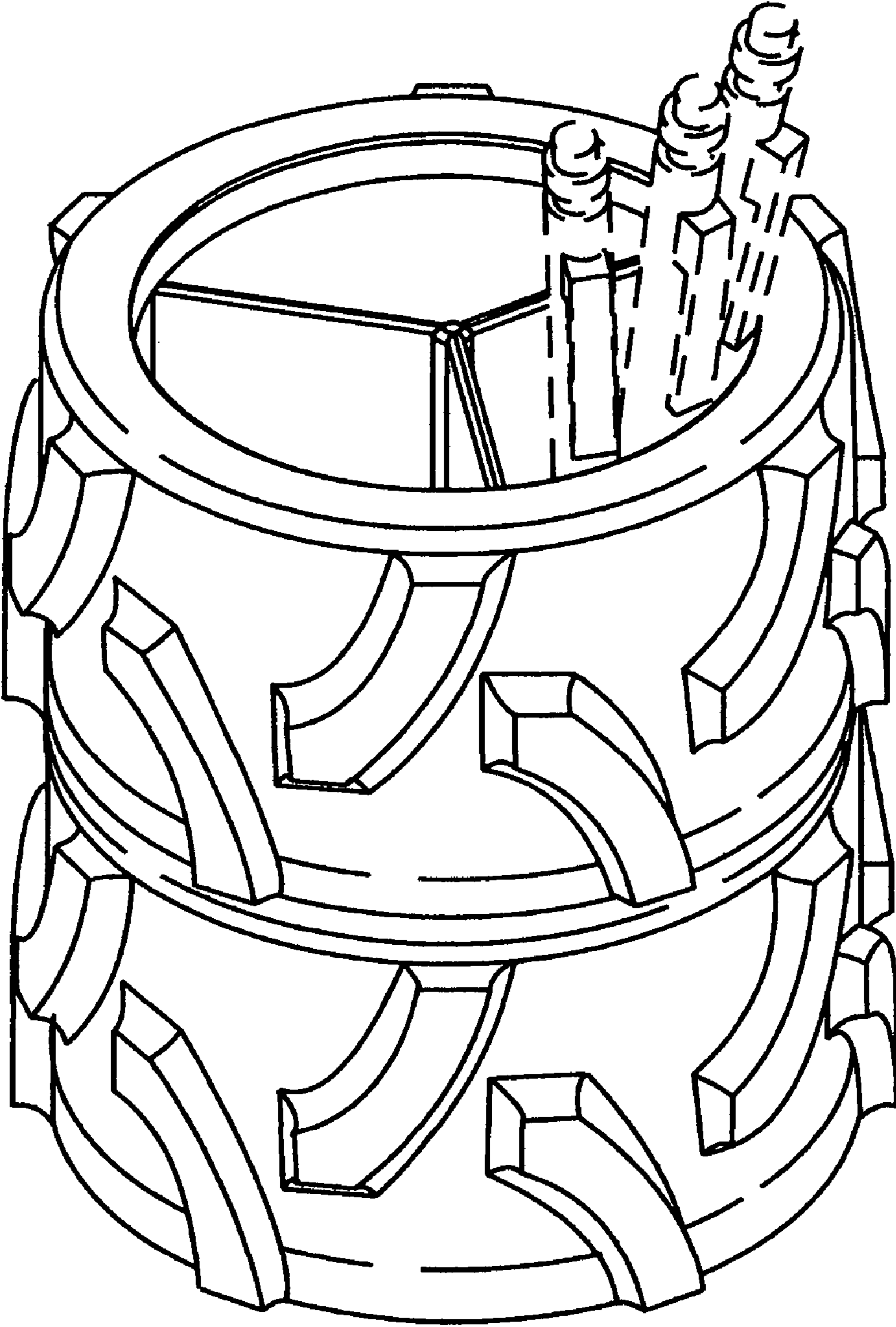


Figure 1

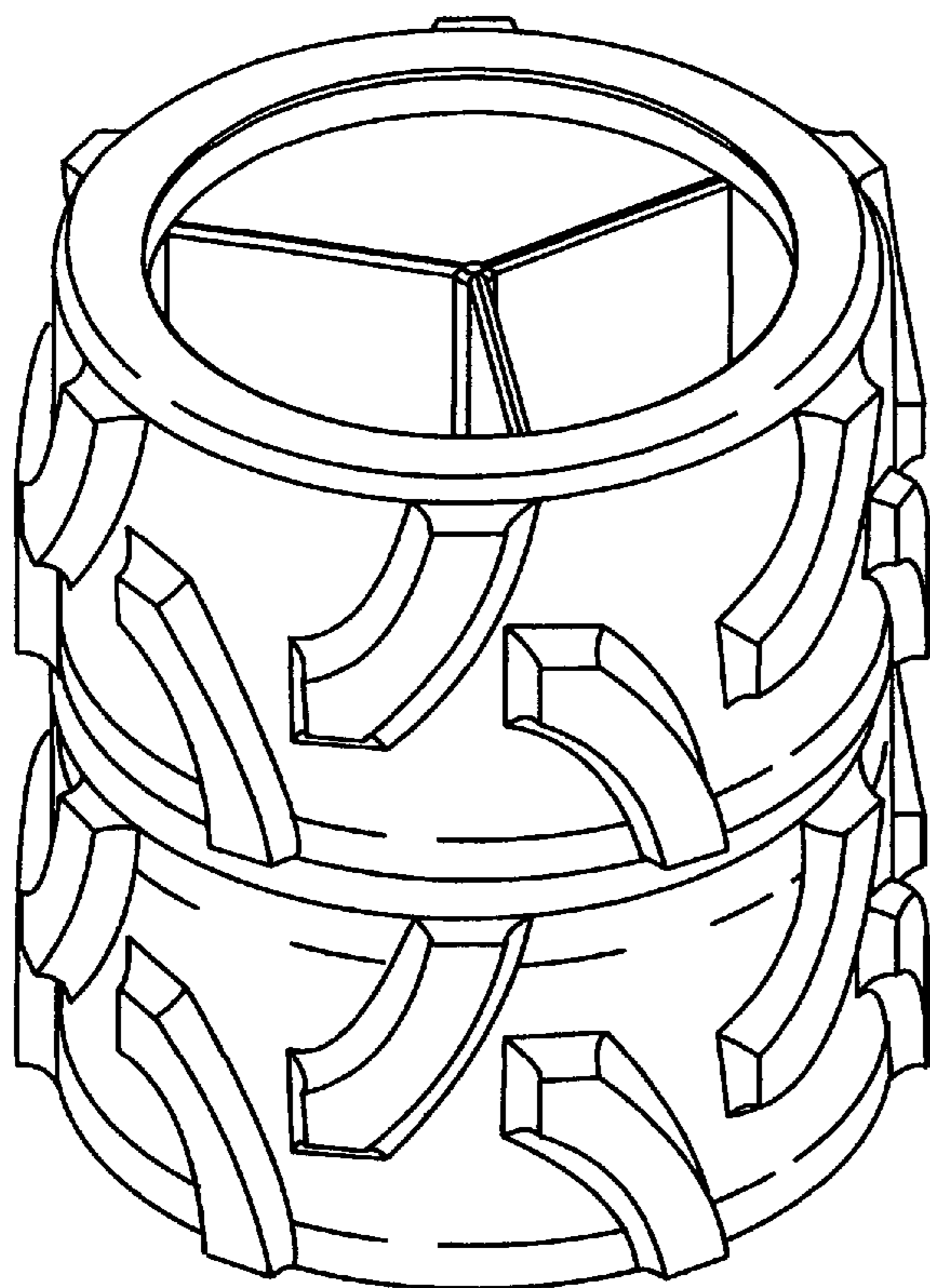


Figure 2

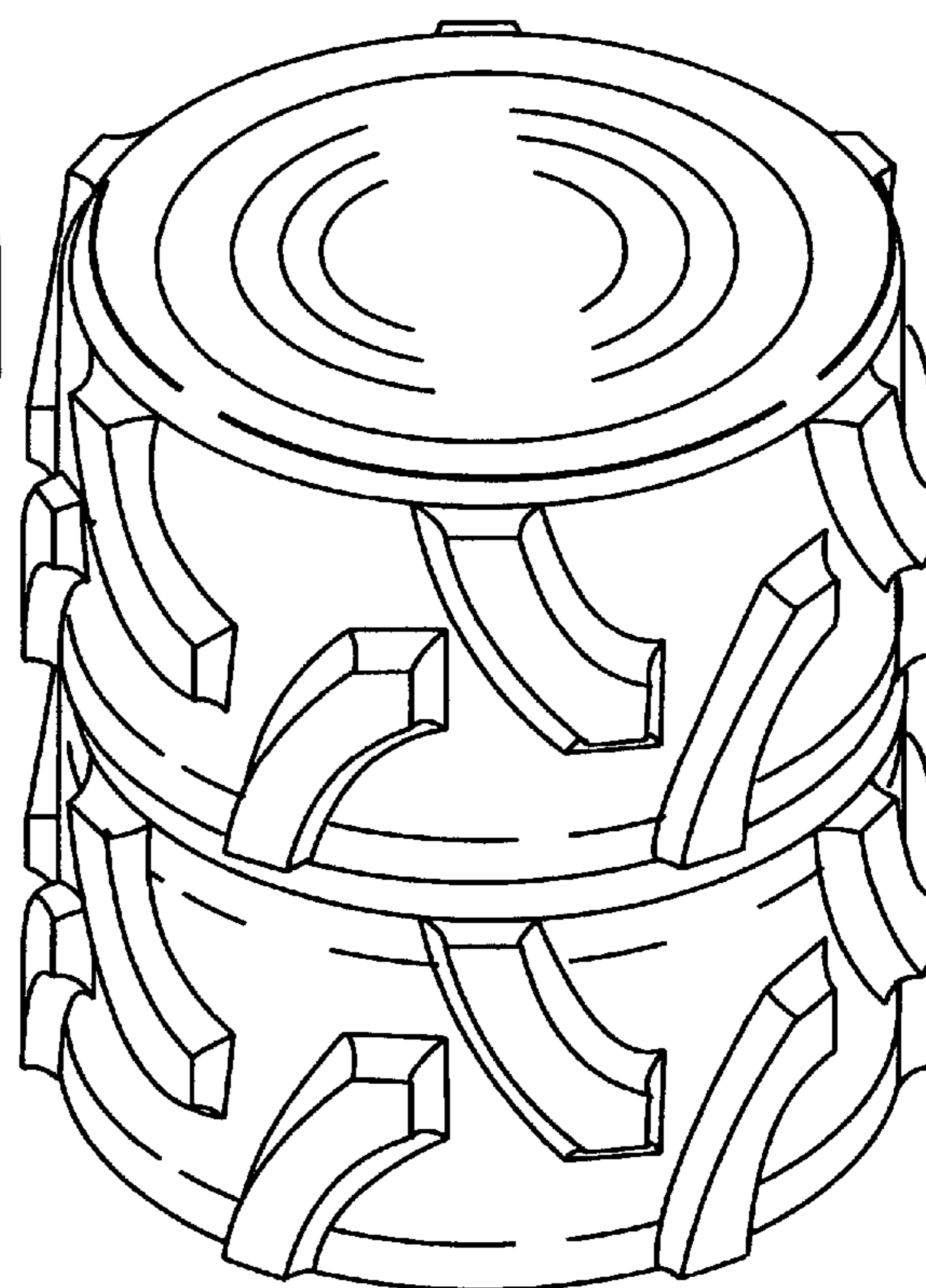


Figure 3

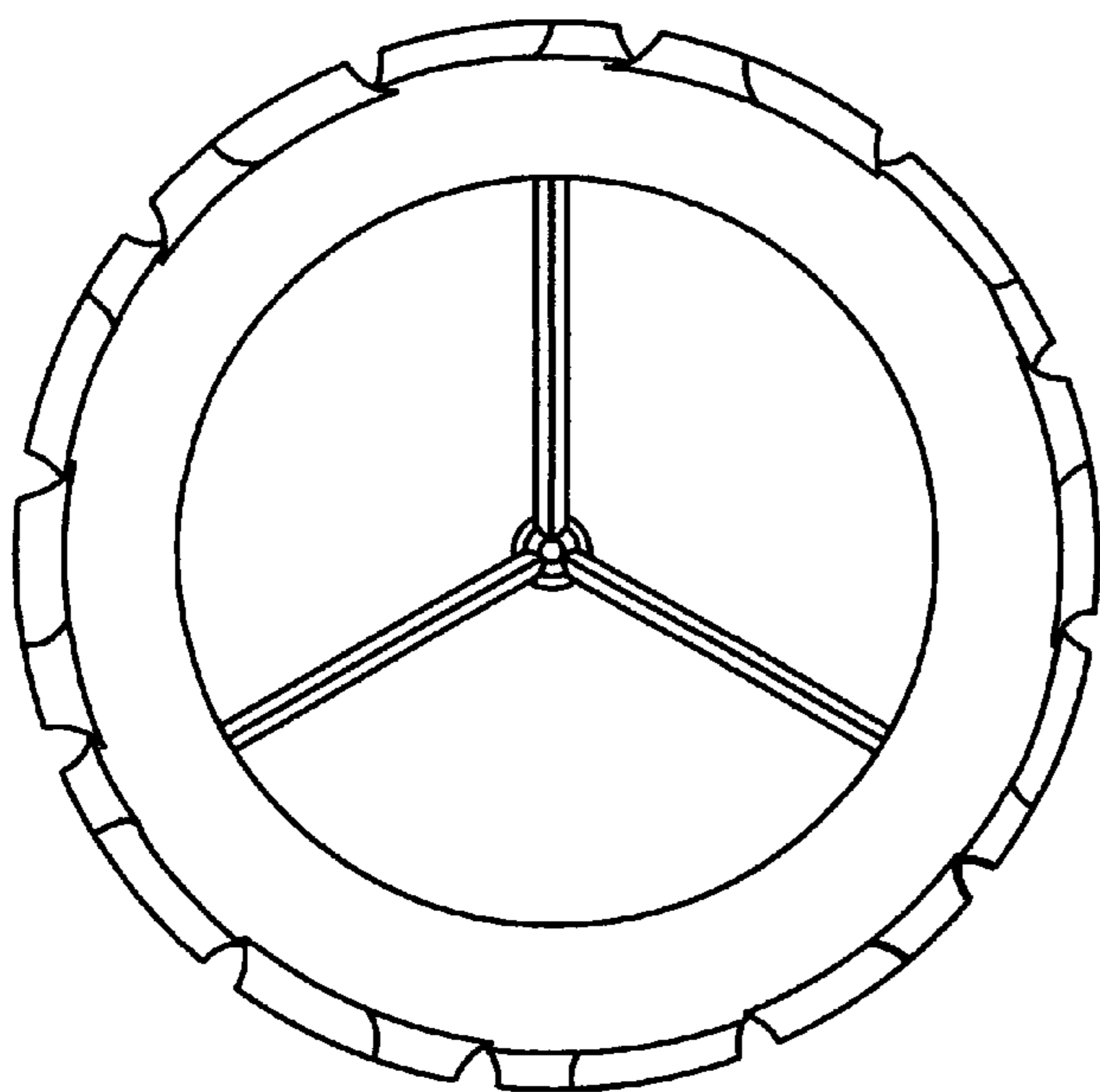


Figure 4

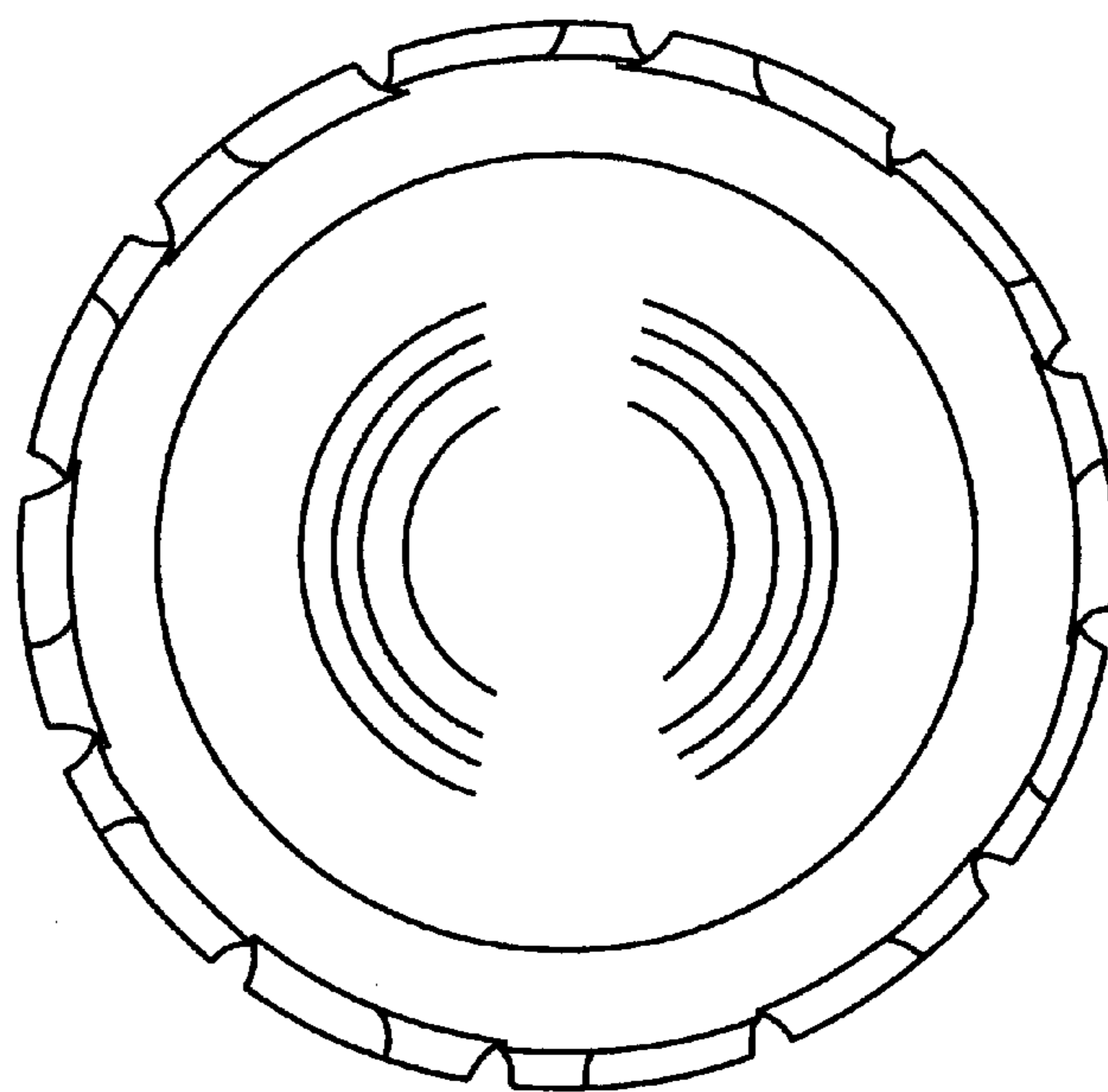


Figure 5

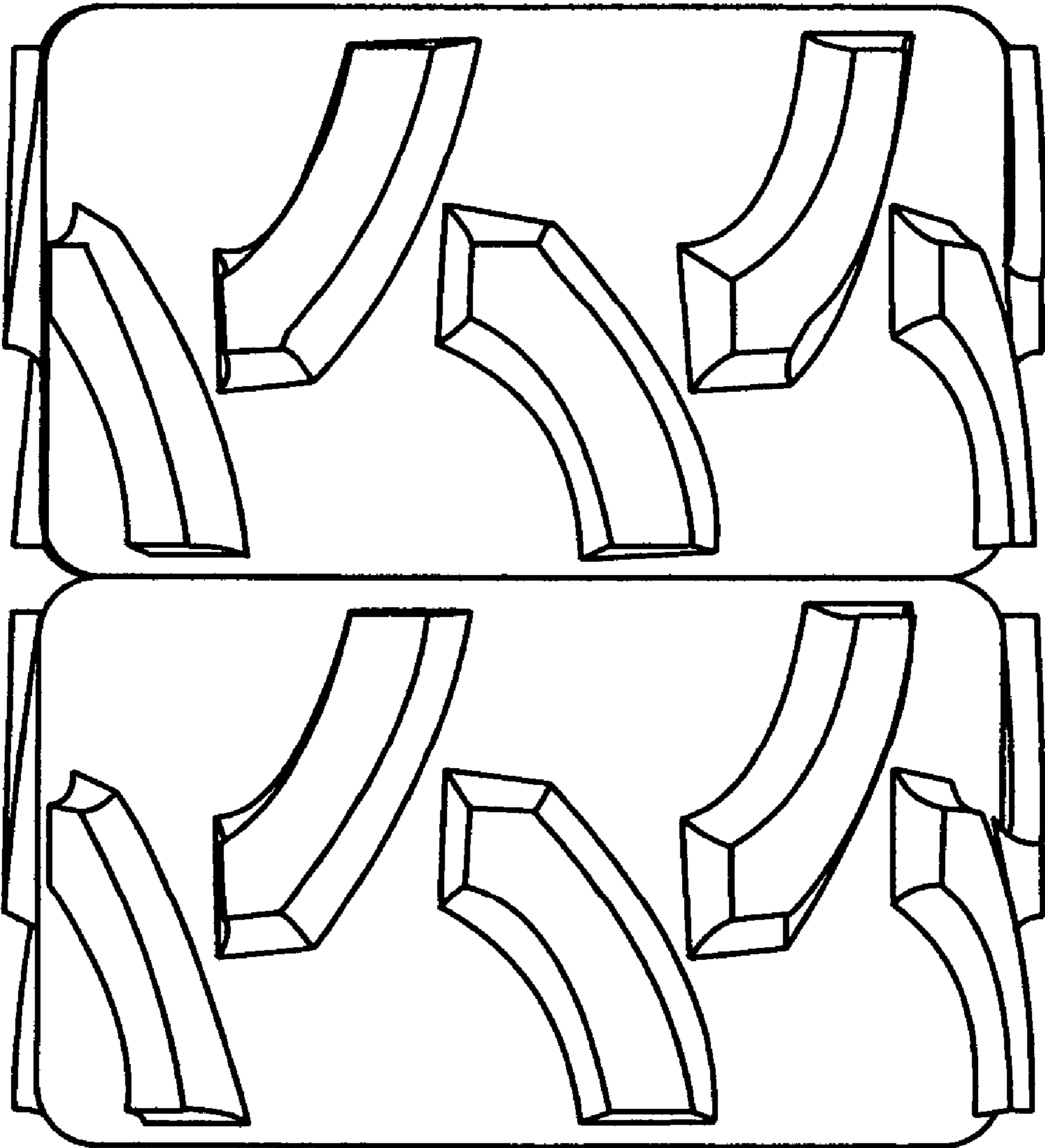


Figure 6

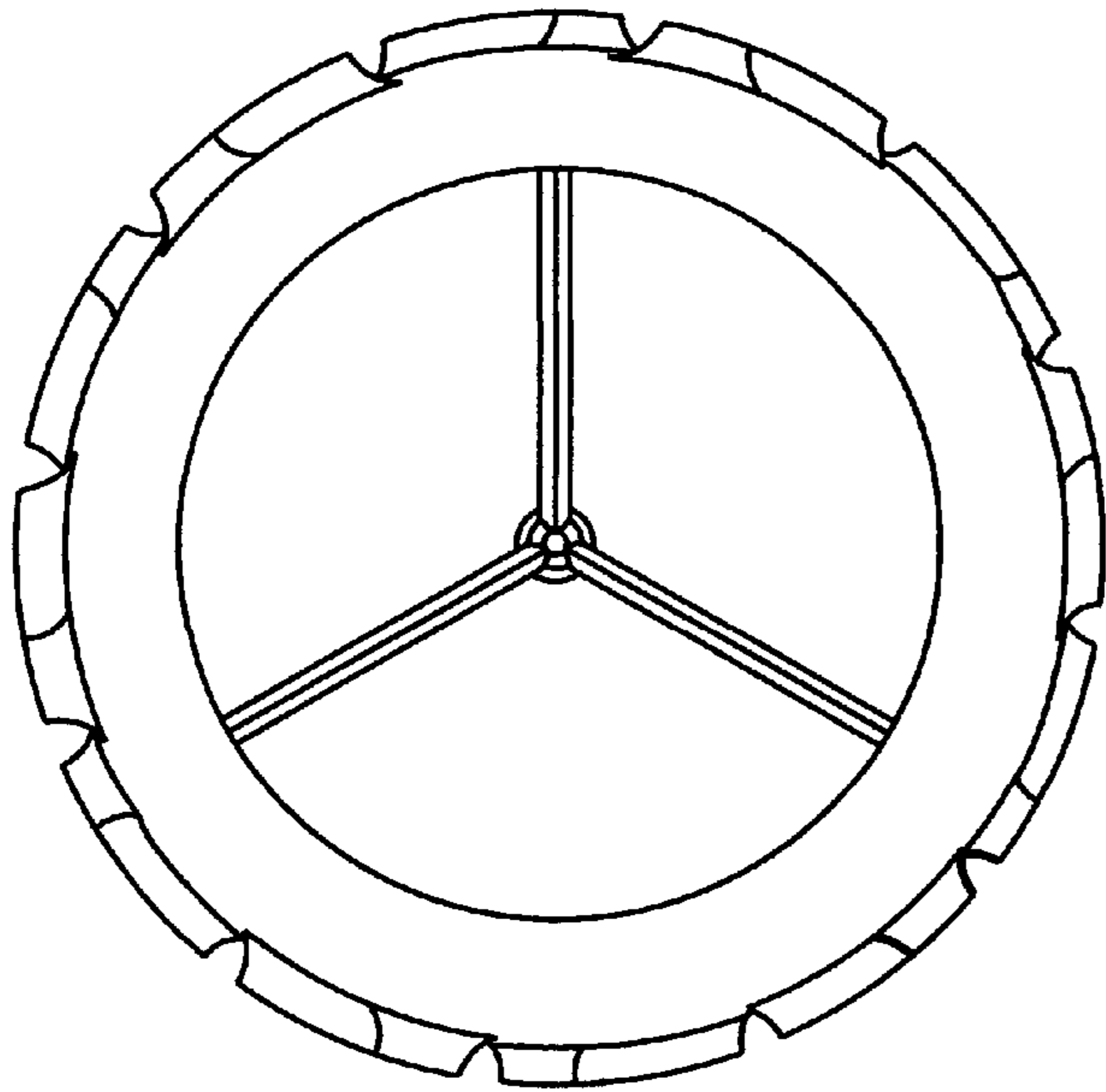


Figure 7

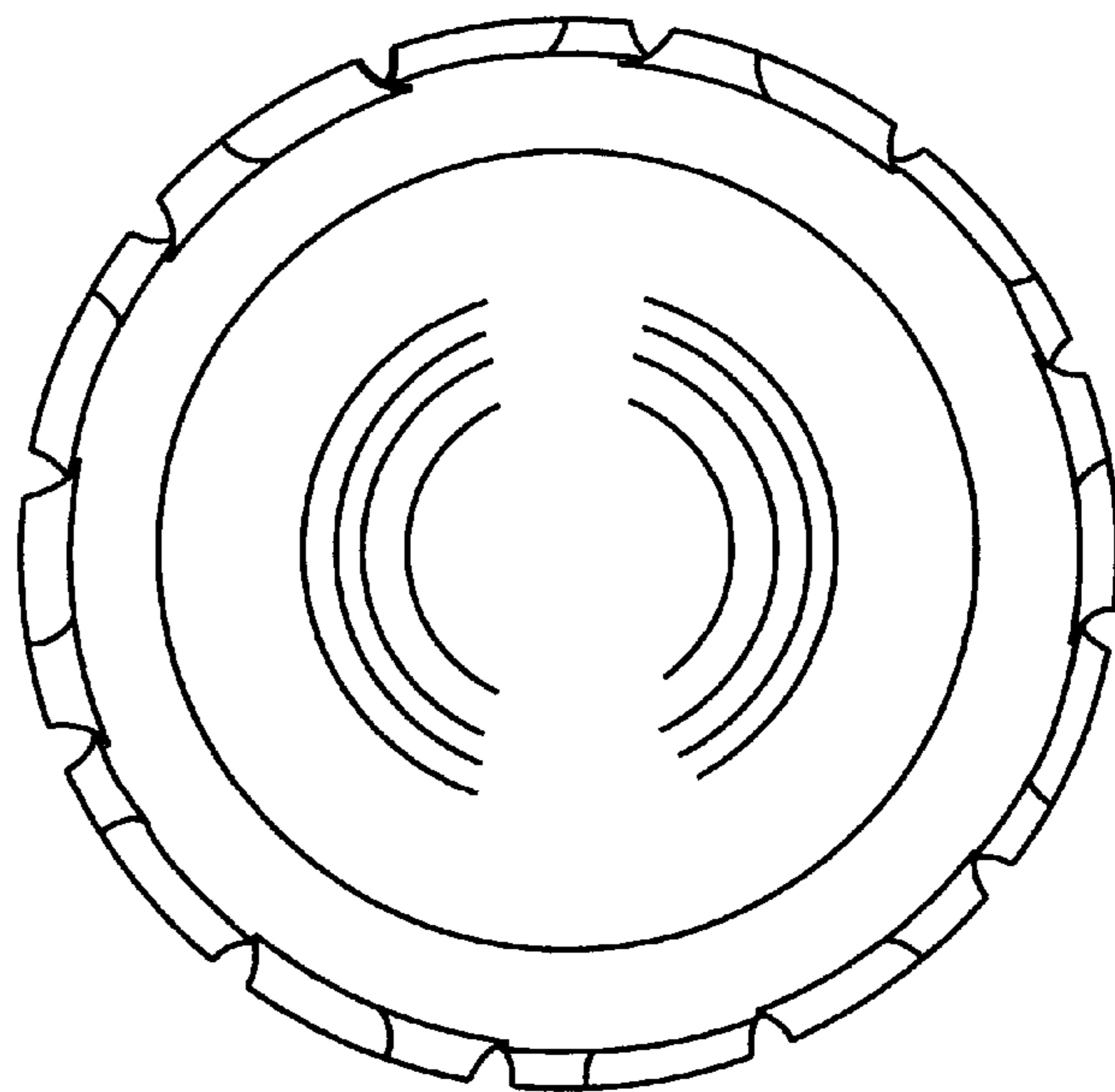


Figure 8

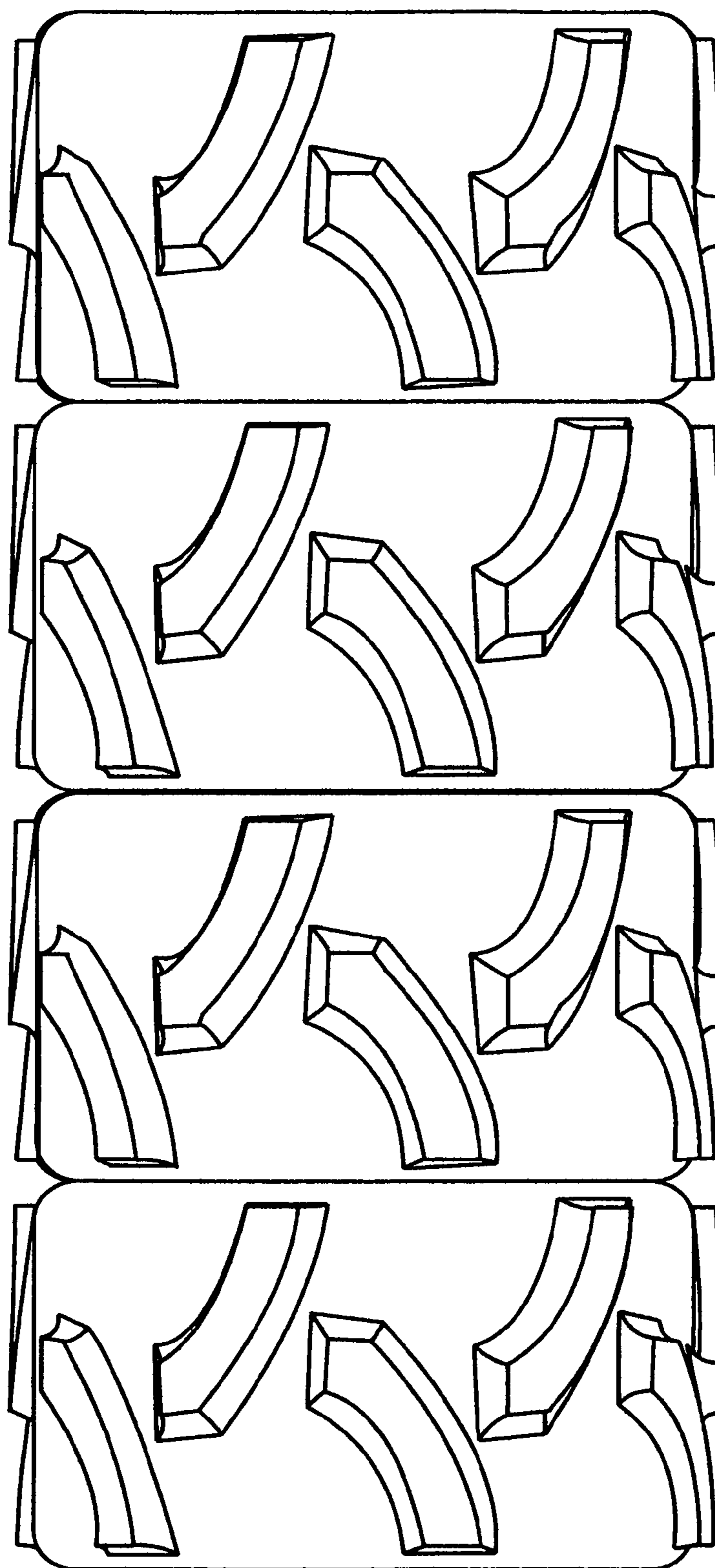


Figure 9