



US00D642620S

(12) **United States Design Patent**  
**Allemeier**

(10) **Patent No.:** **US D642,620 S**

(45) **Date of Patent:** **\*\* Aug. 2, 2011**

(54) **WRITING INSTRUMENT**

(75) Inventor: **Tom Allemeier**, Munich (DE)

(73) Assignee: **Prodir, S.A.**, Cadempino (CH)

(\*\*) Term: **14 Years**

(21) Appl. No.: **29/378,977**

(22) Filed: **Nov. 12, 2010**

(30) **Foreign Application Priority Data**

Sep. 27, 2010 (CH) ..... 137248

(51) **LOC (9) Cl.** ..... **19-06**

(52) **U.S. Cl.** ..... **D19/50**

(58) **Field of Classification Search** ..... D19/35,  
D19/36, 41-51, 54-58; 24/10 R, 11 CC,  
24/11 F, 11 P, 11 PP, 11 R; 401/52, 99-114,  
401/192, 193, 195-198

See application file for complete search history.

(56) **References Cited**

**U.S. PATENT DOCUMENTS**

D312,096 S *	11/1990	Vitrac	.....	D19/51
D358,844 S *	5/1995	Ito	.....	D19/57
6,682,202 B2 *	1/2004	Wong	.....	362/118
D510,599 S *	10/2005	Shibata	.....	D19/57
D534,957 S *	1/2007	de Baschmakoff	.....	D19/51
D539,348 S *	3/2007	Hamilton et al.	.....	D19/50
D540,387 S *	4/2007	Losel	.....	D19/51

D541,344 S *	4/2007	Hamilton et al.	.....	D19/50
D541,862 S *	5/2007	Koch	.....	D19/51
D553,191 S *	10/2007	Qiu	.....	D19/50
D562,387 S *	2/2008	Qiu et al.	.....	D19/44
D573,186 S *	7/2008	Rommel	.....	D19/51
D576,677 S *	9/2008	Jeon	.....	D19/50
D602,087 S *	10/2009	Rommel	.....	D19/50
D620,047 S *	7/2010	Rommel	.....	D19/49
D620,980 S *	8/2010	Rommel	.....	D19/50
D628,240 S *	11/2010	Rolion et al.	.....	D19/47
D631,508 S *	1/2011	Briggl	.....	D19/50

**FOREIGN PATENT DOCUMENTS**

WO DM/074785 \* 11/2010

\* cited by examiner

*Primary Examiner* — Elizabeth Albert

(74) *Attorney, Agent, or Firm* — David I. Roche; Baker & McKenzie LLP


(57) **CLAIM**

The ornamental design for a writing instrument, as shown and described.

**DESCRIPTION**

FIG. 1 is a perspective view showing my new design;  
FIG. 2 is a front elevational view thereof;  
FIG. 3 is a rear elevational view thereof;  
FIG. 4 is a left side elevational view thereof;  
FIG. 5 is a right side elevational view thereof;  
FIG. 6 is a top view thereof; and,  
FIG. 7 is a bottom view thereof.

**1 Claim, 6 Drawing Sheets**






FIG. 1




FIG. 2




FIG. 3




FIG. 4

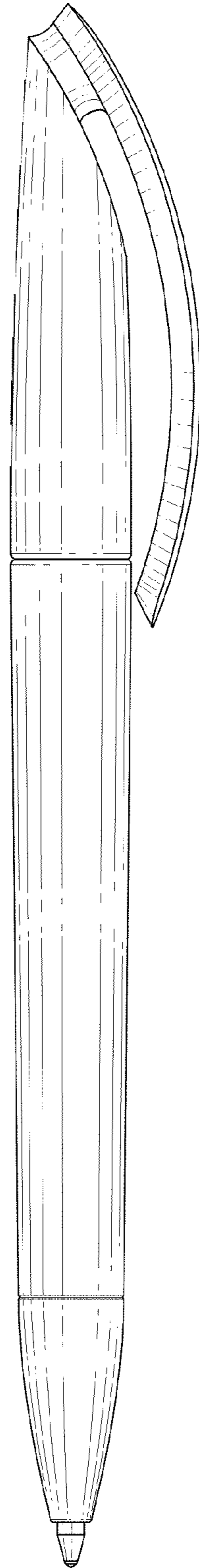
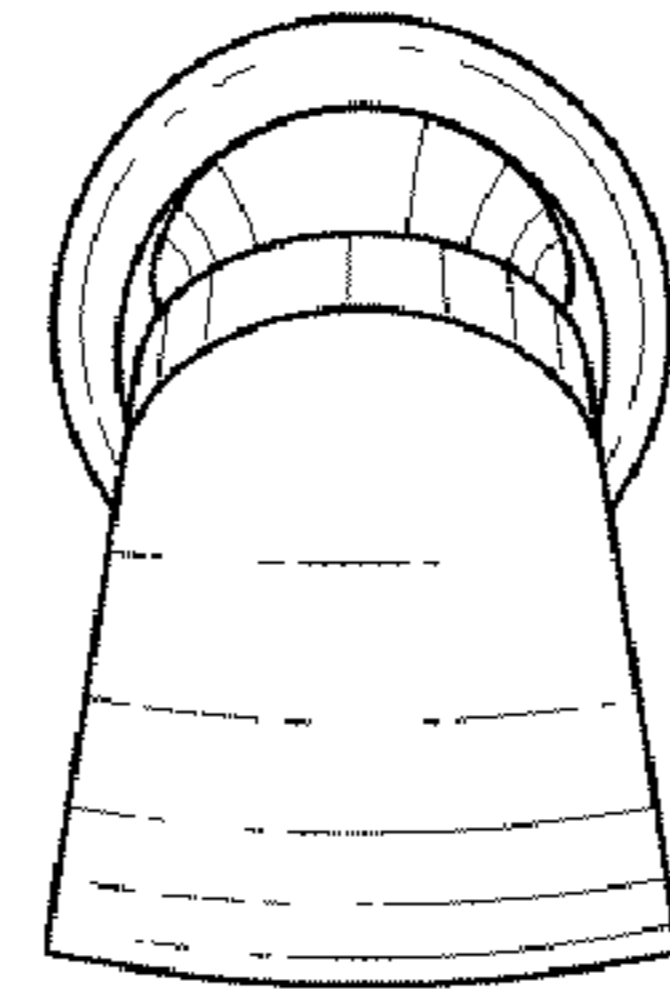
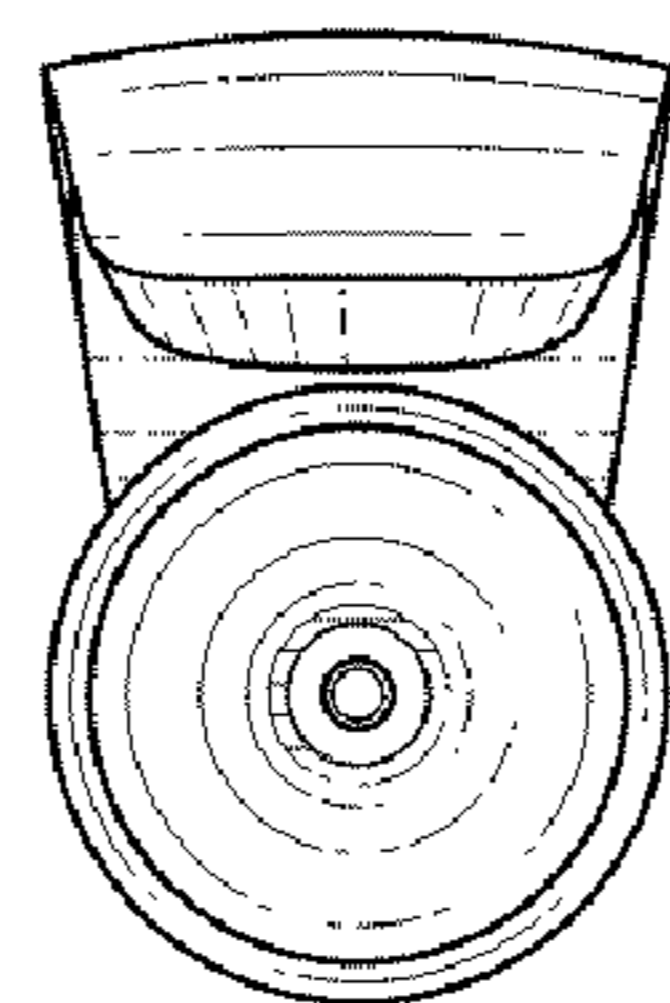


FIG. 5



**FIG. 6**



**FIG. 7**