



US00D642616S

(12) **United States Design Patent**
Kui

(10) **Patent No.:** **US D642,616 S**

(45) **Date of Patent:** **** Aug. 2, 2011**

(54) **WRITING PEN**

(76) Inventor: **Weiliang Kui**, Ningbo (CN)

(**) Term: **14 Years**

(21) Appl. No.: **29/362,197**

(22) Filed: **May 21, 2010**

(30) **Foreign Application Priority Data**

May 22, 2009 (CA) 130729

(51) **LOC (9) Cl.** **19-06**

(52) **U.S. Cl.** **D19/36; D19/50**

(58) **Field of Classification Search** D14/411,
D14/431; D19/35, 36, 41, 42, 43, 44, 45,
D19/46, 47, 48, 49, 50, 51, 54, 55, 56, 57;
D28/76, 82, 90; 24/11 F, 11 P, 11 R; 401/34,
401/52, 99, 100, 104, 105, 106, 107, 108,
401/109, 192, 195, 196

See application file for complete search history.

(56) **References Cited**

U.S. PATENT DOCUMENTS

D100,380 S * 7/1936 Lynn D19/55
D331,261 S * 11/1992 Bannwart D19/51
D359,757 S * 6/1995 Inami et al. D19/51
D363,739 S * 10/1995 Petrillo D19/48
D368,738 S * 4/1996 Osada et al. D19/51
D375,323 S * 11/1996 Young D19/49
D421,625 S * 3/2000 Oka D19/49
D427,238 S * 6/2000 Beneyto D19/43
D450,769 S * 11/2001 Nishida D19/49

D499,138 S * 11/2004 Banderet D19/43
D535,694 S * 1/2007 Chen D19/51
D535,695 S * 1/2007 Chen D19/51
D586,393 S * 2/2009 Nishida D19/49
D602,088 S * 10/2009 Ma D19/50
D602,526 S * 10/2009 Matsumura D19/47
D630,247 S * 1/2011 Shimizu D19/50
D633,142 S * 2/2011 Chaffee et al. D19/36

* cited by examiner

Primary Examiner — Karen E Eldridge Powers

(74) *Attorney, Agent, or Firm* — Holme Roberts & Owen LLP

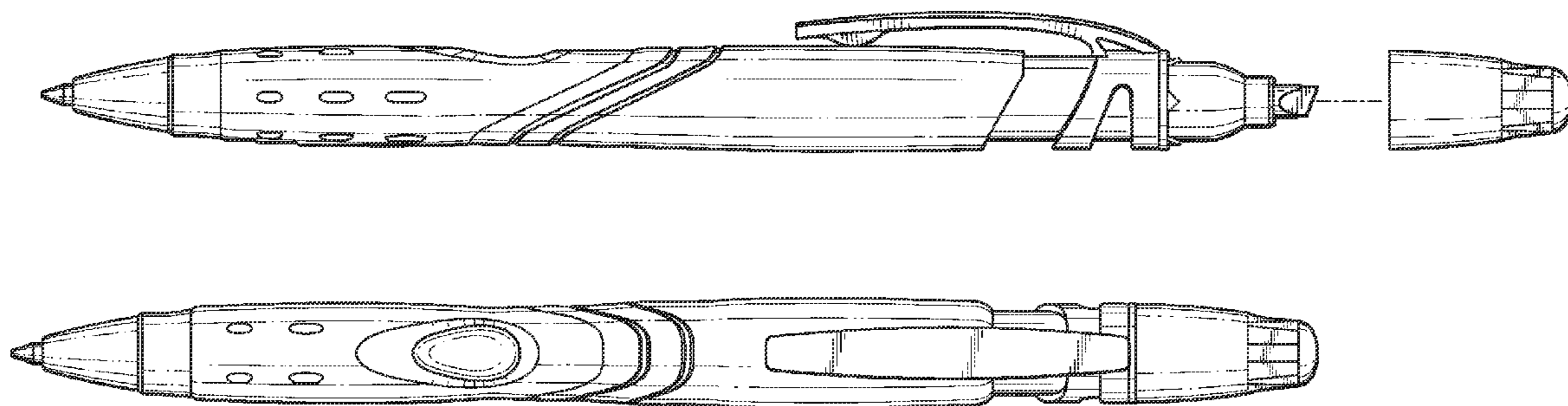
(57) **CLAIM**

The ornamental design for a writing pen, as shown and described.

DESCRIPTION

FIG. 1 is a side elevation view of the writing pen of the present invention with a protective cap at one end removed; FIG. 2 is a front elevation view of the writing pen of the present invention with a protective cap at one end in place; FIG. 3 is a side elevation view of the writing pen of the present invention with a protective cap at one end in place; FIG. 4 is a rear elevation view of the writing pen of the present invention with a protective cap at one end in place; FIG. 5 is another side elevation view of the writing pen of the present invention with a protective cap at one end in place; FIG. 6 is a top plan view of the writing pen of the present invention with a protective cap at one end in place; and, FIG. 7 is bottom plan view of the writing pen of the present invention with a protective cap at one end in place.

1 Claim, 1 Drawing Sheet



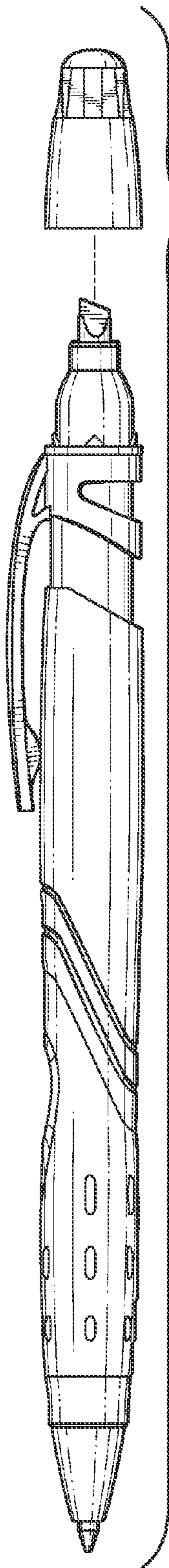


FIG. 1




FIG. 2

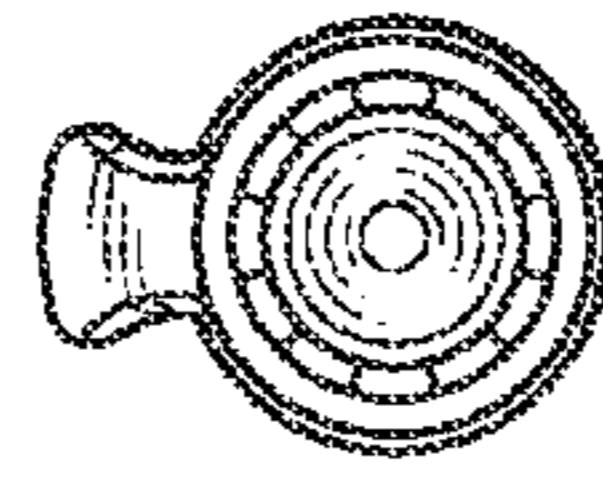


FIG. 3

FIG. 7

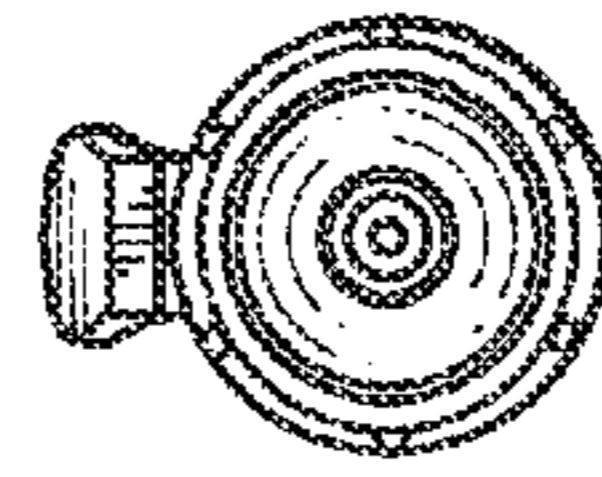


FIG. 6

FIG. 4

FIG. 5

