



US00D642606S

(12) **United States Design Patent**  
**Bradford et al.**

(10) **Patent No.:** **US D642,606 S**

(45) **Date of Patent:** **\*\* Aug. 2, 2011**

(54) **TABLE-TOP DEVICE WITH READING LENS**

(75) Inventors: **Jeffrey R. Bradford**, Golden, CO (US);  
**Karen L. Arnett**, Golden, CO (US)

(73) Assignee: **Menu Monocle, LLC**, Golden, CO (US)

(\*\*) Term: **14 Years**

(21) Appl. No.: **29/376,921**

(22) Filed: **Oct. 14, 2010**

(51) **LOC (9) Cl.** ..... **16-06**

(52) **U.S. Cl.** ..... **D16/134; D16/130**

(58) **Field of Classification Search** ..... D16/134,  
D16/135, 130; D6/457, 300, 312; D19/26;  
359/806, 807, 743, 810, 811, 817; 40/367,  
40/511, 733, 361, 362, 366; 132/296, 305,  
132/301; 248/460

See application file for complete search history.

(56) **References Cited**

U.S. PATENT DOCUMENTS

1,475,134	A *	11/1923	Oakes	.....	248/468
1,486,652	A *	3/1924	Froelich	.....	40/750
2,227,898	A *	1/1941	Grant	.....	359/467
2,443,234	A *	6/1948	Ford, Jr.	.....	40/755
4,366,636	A *	1/1983	Hearsh	.....	40/733

4,457,585	A *	7/1984	DuCorday	.....	359/441
4,607,817	A *	8/1986	Aquino	.....	248/459
4,917,240	A *	4/1990	Roberts et al.	.....	206/232
D398,316	S *	9/1998	Feldman	.....	D16/135
D433,708	S *	11/2000	Chiang	.....	D19/72
D441,383	S *	5/2001	Andrews	.....	D16/135
D535,675	S *	1/2007	Longchamp	.....	D16/130
7,404,266	B2 *	7/2008	Tomaka	.....	40/367
D634,762	S *	3/2011	Levine	.....	D16/135

\* cited by examiner

*Primary Examiner* — Paula Greene

(74) *Attorney, Agent, or Firm* — Lee G. Meyer, Esq.; Meyer & Associates, LLC

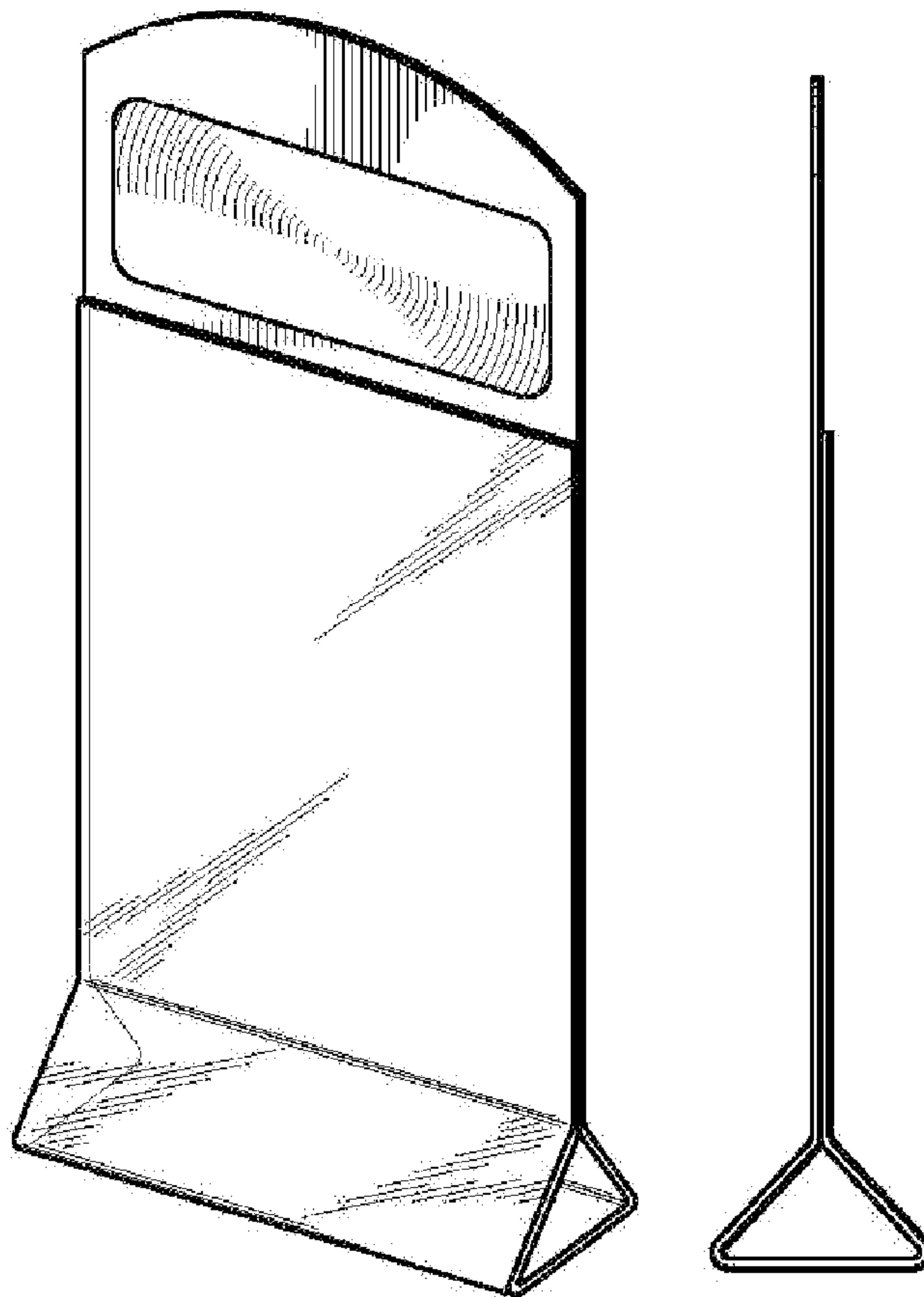
(57) **CLAIM**

The ornamental design for a table-top device with reading lens, as shown.

**DESCRIPTION**

FIG. 1 is a perspective view of a table-top device with reading lens showing our new design;  
FIG. 2 is a front elevational view thereof;  
FIG. 3 is a rear elevational view thereof;  
FIG. 4 is a left side elevational view thereof;  
FIG. 5 is a right side elevational view thereof;  
FIG. 6 is a bottom plan view thereof; and,  
FIG. 7 is a top plan view thereof.

**1 Claim, 1 Drawing Sheet**



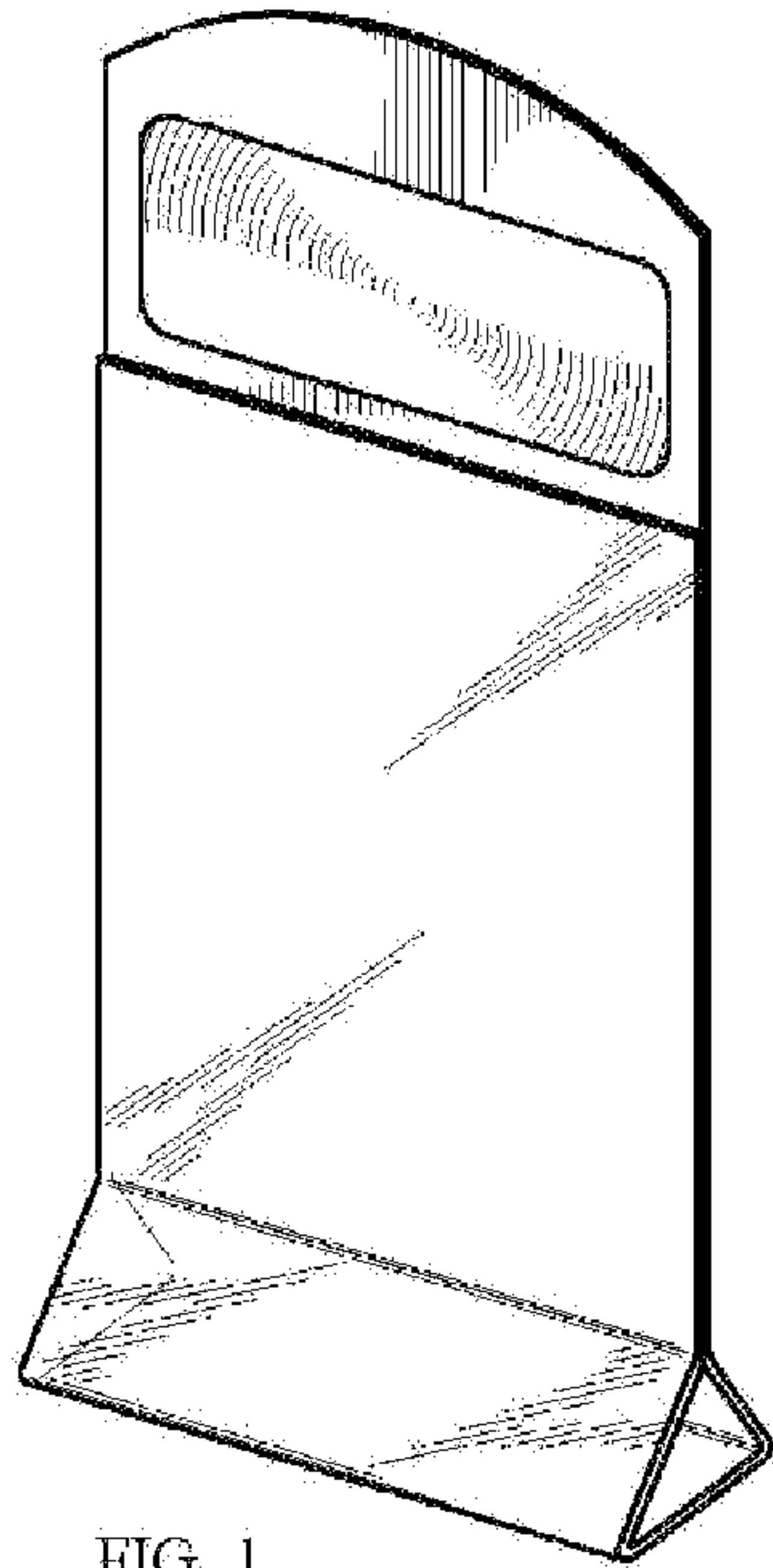


FIG. 1




FIG. 2




FIG. 3

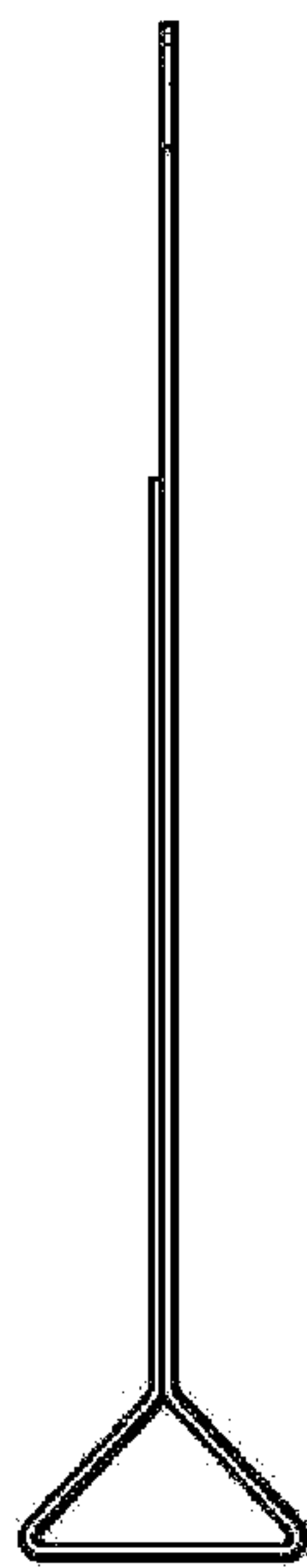


FIG. 4

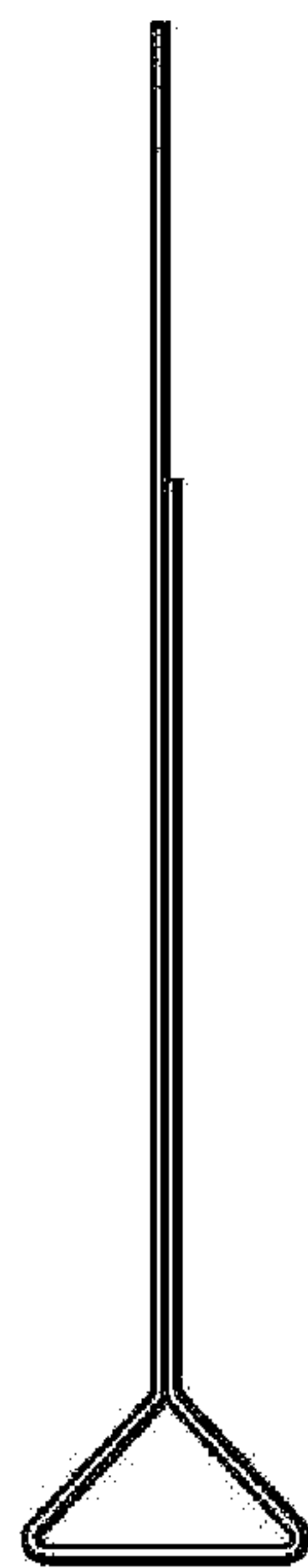


FIG. 5




FIG. 6




FIG. 7