



US00D642601S

(12) **United States Design Patent**  
**Grace et al.**

(10) **Patent No.:** **US D642,601 S**  
(45) **Date of Patent:** **\*\* Aug. 2, 2011**

(54) **CUTTING ELEMENT**

(76) Inventors: **Christopher R. Grace**, Russellville, AR (US); **Richard L. Grace**, Dover, AR (US); **Daniel I. Duerr**, Russellville, AR (US)

(\*\*) Term: **14 Years**

(21) Appl. No.: **29/378,187**

(22) Filed: **Nov. 1, 2010**

**Related U.S. Application Data**

(60) Division of application No. 29/319,686, filed on Jun. 12, 2008, now Pat. No. Des. 629,024, which is a continuation-in-part of application No. 12/064,260, filed as application No. PCT/US2005/024747 on Jul. 12, 2005.

(51) **LOC (9) Cl.** ..... **15-09**

(52) **U.S. Cl.** ..... **D15/126**

(58) **Field of Classification Search** ..... D8/70, D8/71, 90, 98; D12/176, 177; D15/124, D15/126, 138; 29/76.1; 30/166.3; 51/309, 51/434, 435; 76/25.1, 107.1, 112; 83/589, 83/663, 676, 863; 216/47, 52; 407/29.1, 407/35, 42, 112-119, 548-551; 451/526, 451/540, 548-551

See application file for complete search history.

(56) **References Cited**

U.S. PATENT DOCUMENTS

D137,737	S	*	4/1944	Parkin	.....	D23/253
2,455,887	A	*	12/1948	Braude	.....	446/7
D191,227	S	*	8/1961	Brosene, Jr.	.....	D15/138
3,160,992	A	*	12/1964	Moore	.....	451/97
D276,615	S	*	12/1984	Tutton	.....	D15/126
4,800,776	A	*	1/1989	Strongwater	.....	74/558
D312,435	S	*	11/1990	Funabashi et al.	.....	D12/176
D554,671	S	*	11/2007	Ahn	.....	D15/126
D629,024	S	*	12/2010	Grace et al.	.....	D15/126
2004/0216572	A1	*	11/2004	King et al.	.....	83/145

\* cited by examiner

*Primary Examiner* — Patricia Palasik  
(74) *Attorney, Agent, or Firm* — Baker & McKenzie LLP; David I. Roche

(57) **CLAIM**

The ornamental design for a cutting element, as shown and described.

**DESCRIPTION**

FIG. 1 is a perspective view showing the cutting element mounted on a buffing file which is shown in broken lines and forms no part of the claimed design;

FIG. 2 is an enlarged perspective view of the cutting element of the FIG. 1;

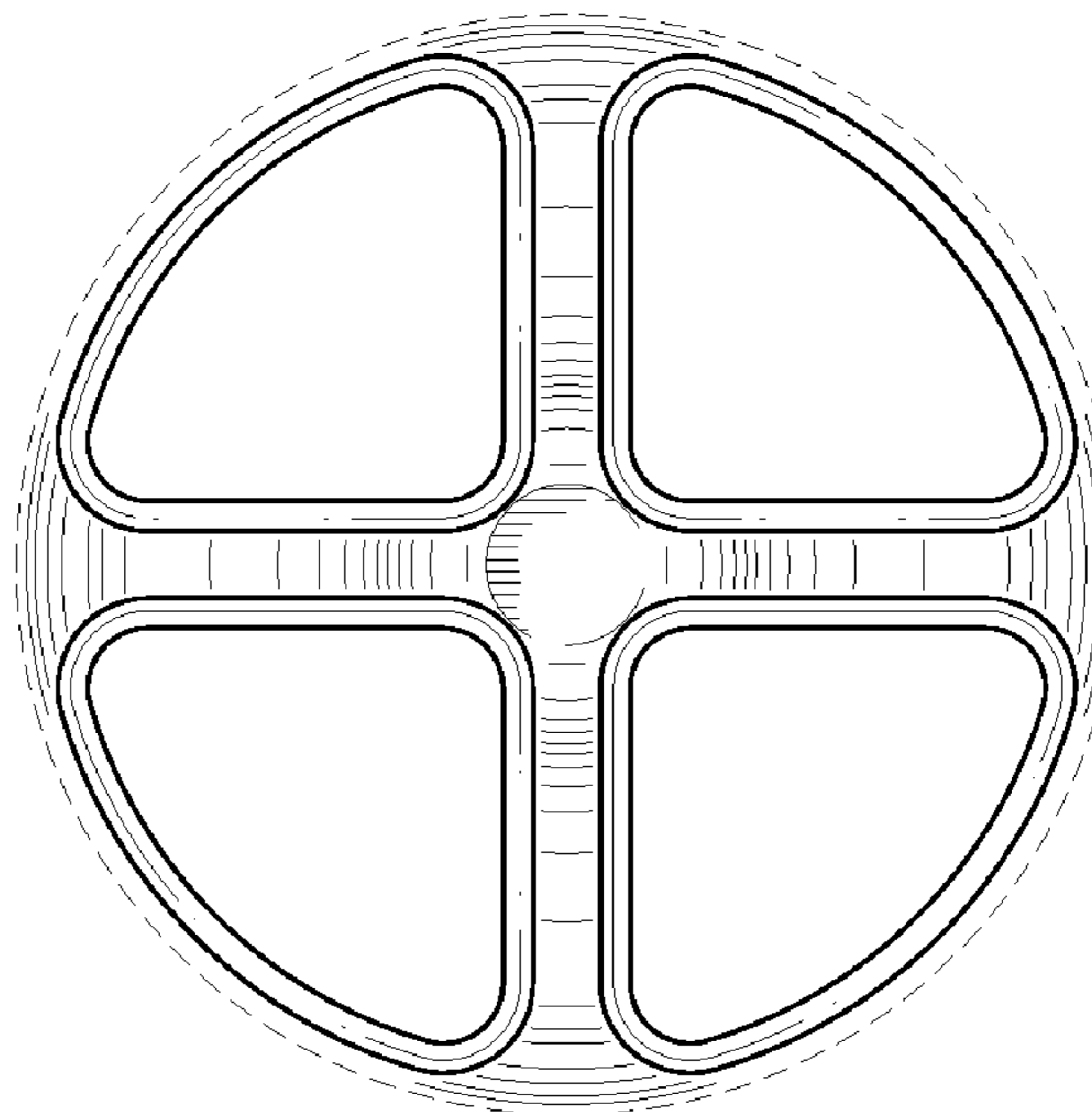
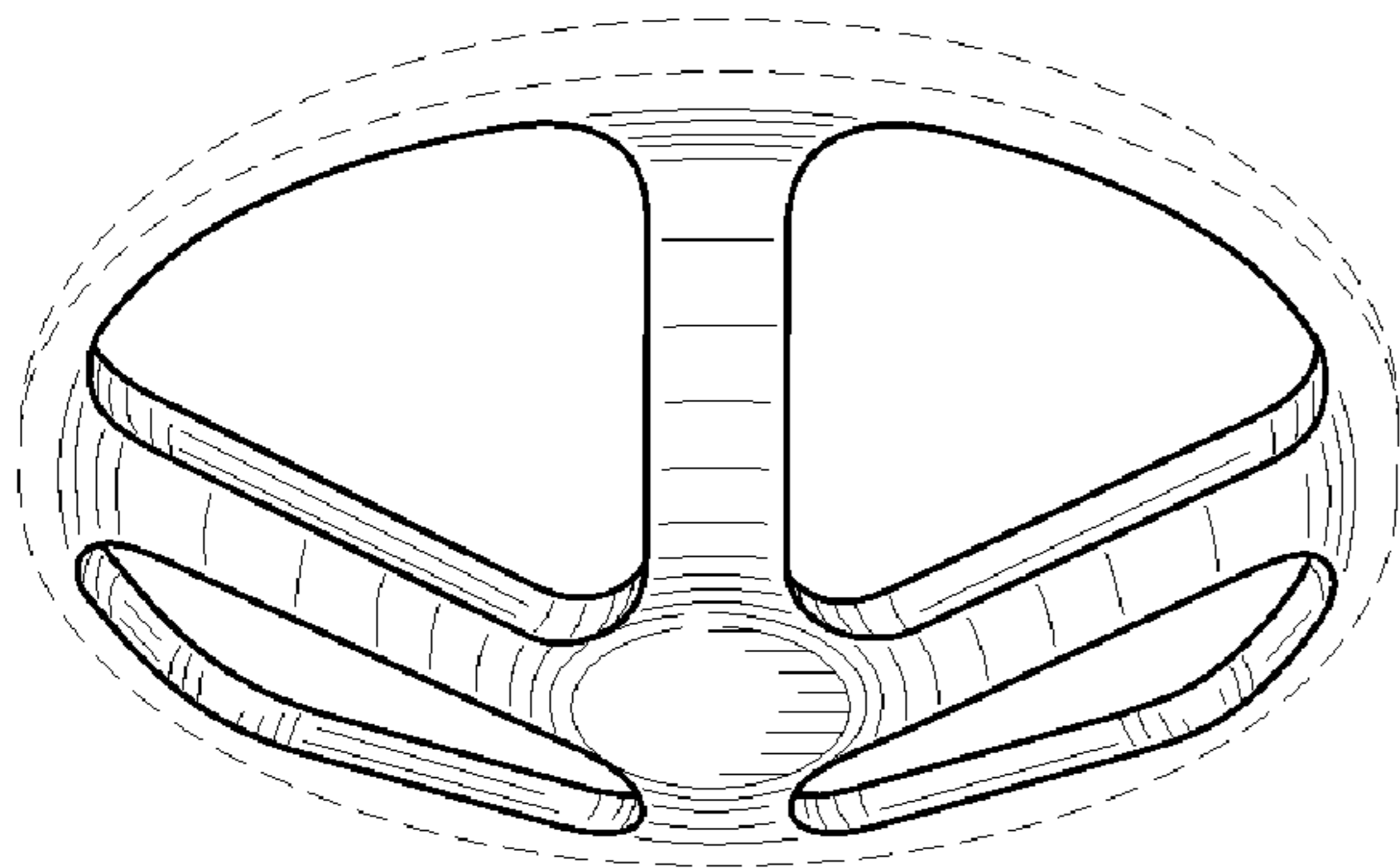
FIG. 3 is a bottom plan view thereof;

FIG. 4 is a top plan view thereof; and,

FIG. 5 is a side view thereof.

The broken lines in the drawings depict unclaimed environmental subject matter. The above statement has been inserted in the specification preceding the claim.

**1 Claim, 1 Drawing Sheet**



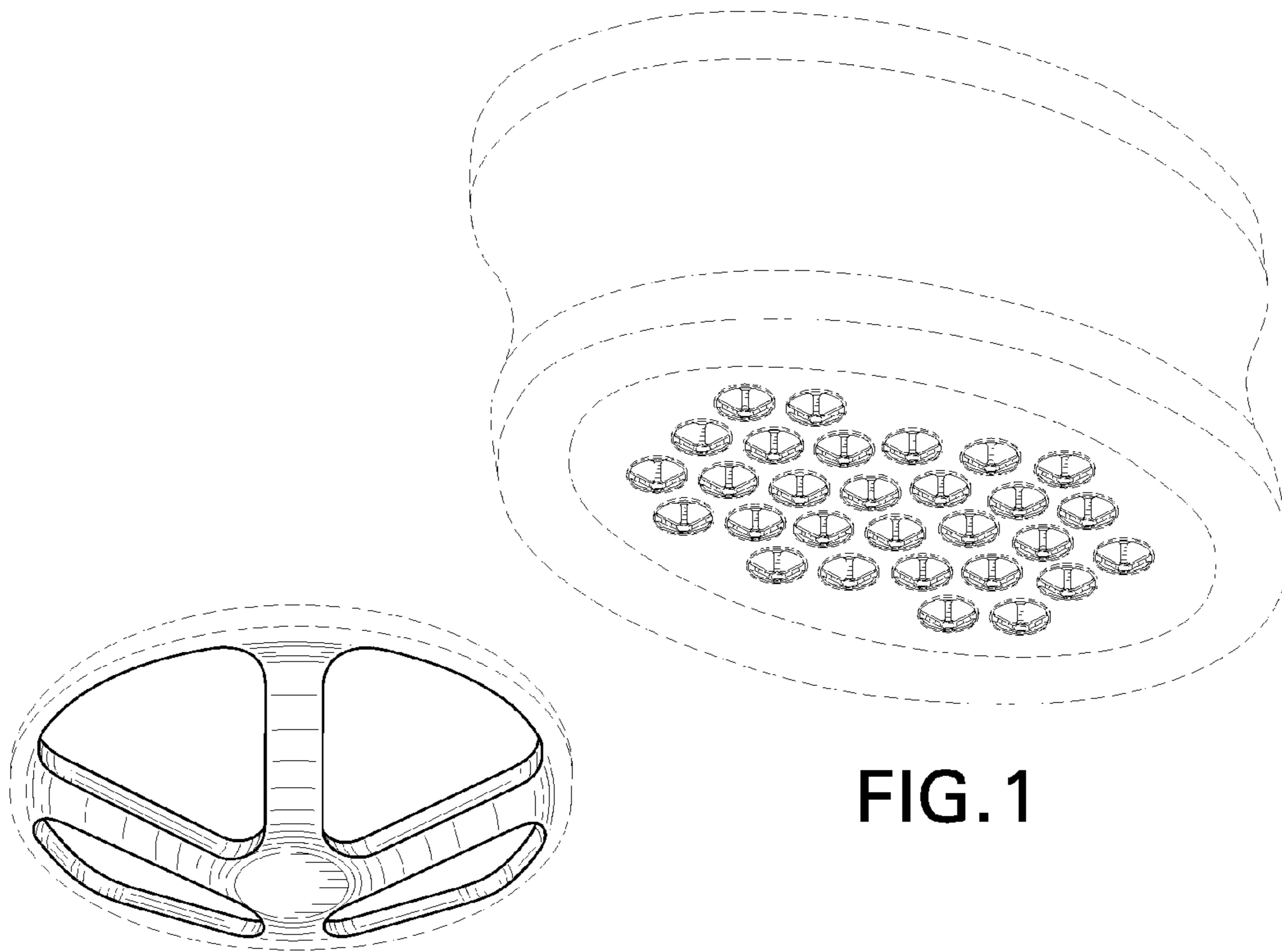


FIG. 1

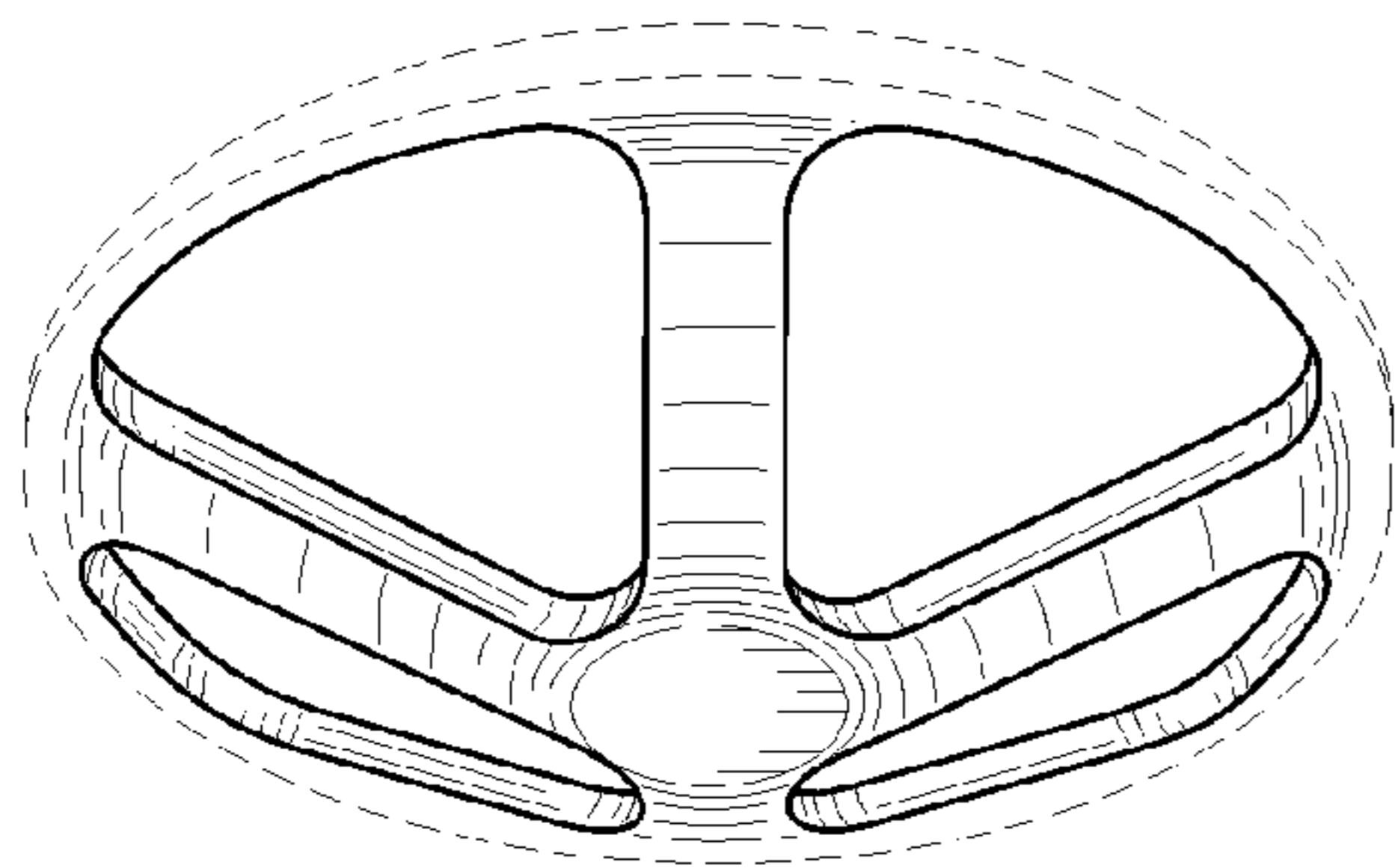


FIG. 2

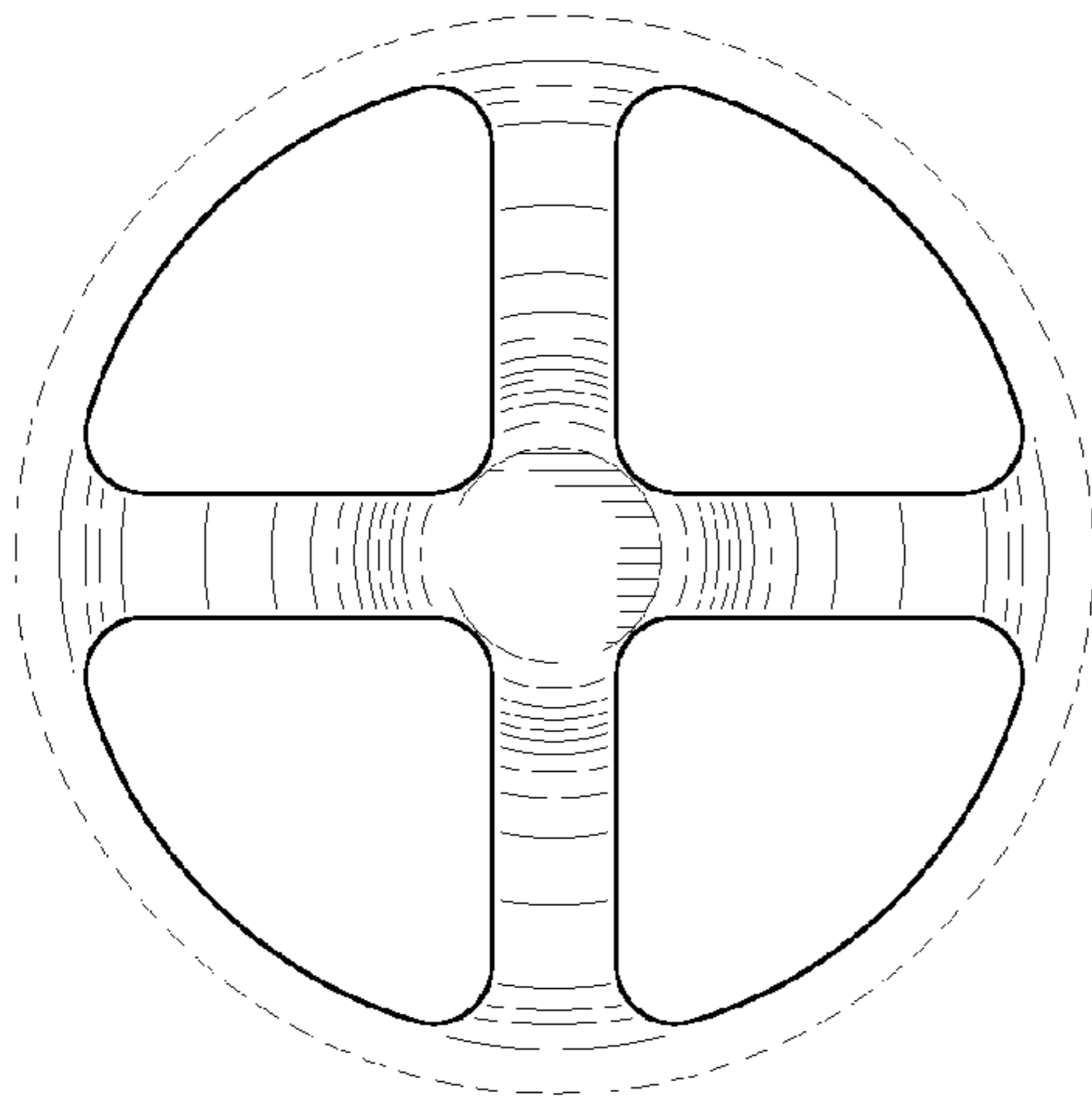


FIG. 3

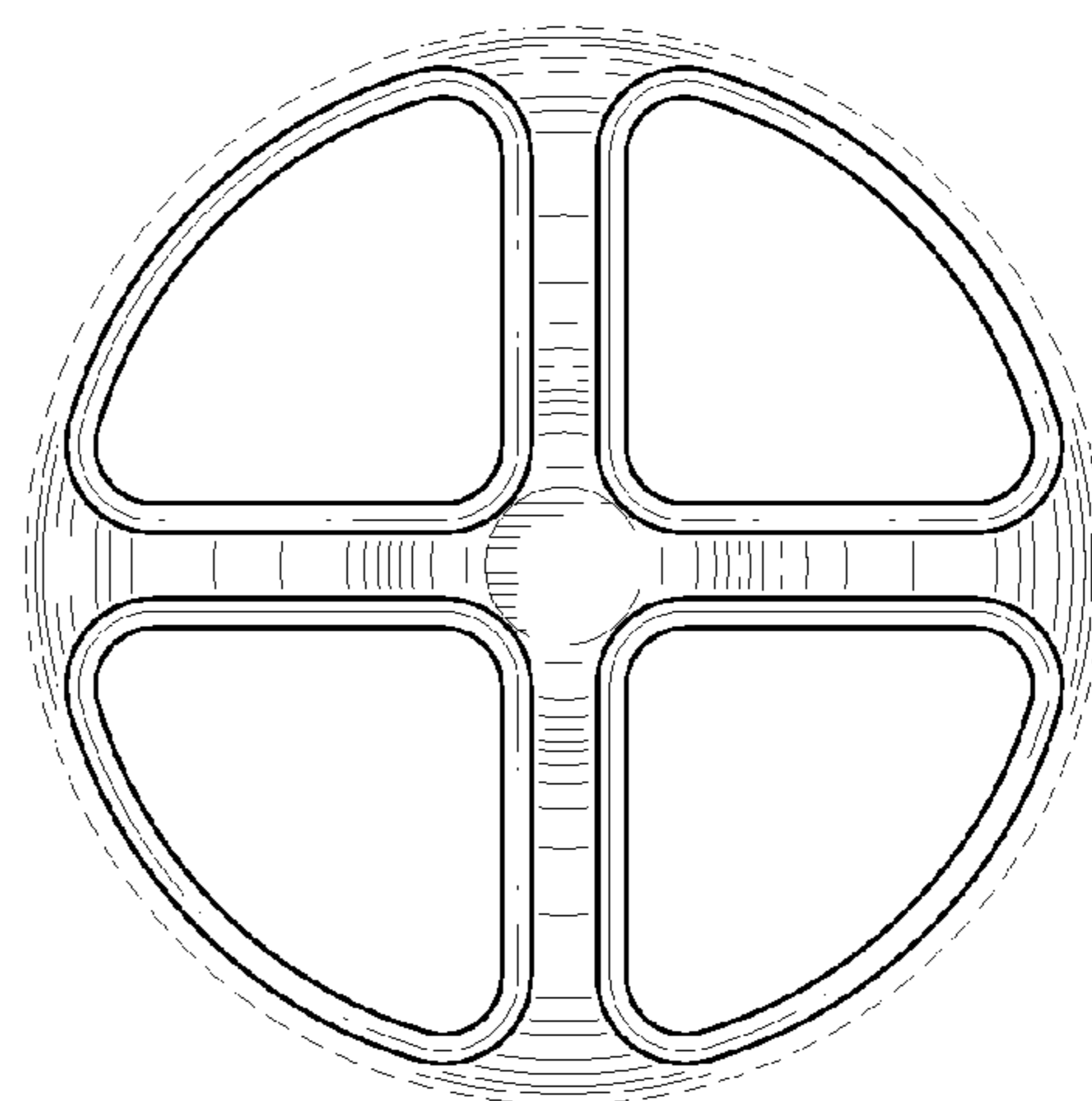


FIG. 4

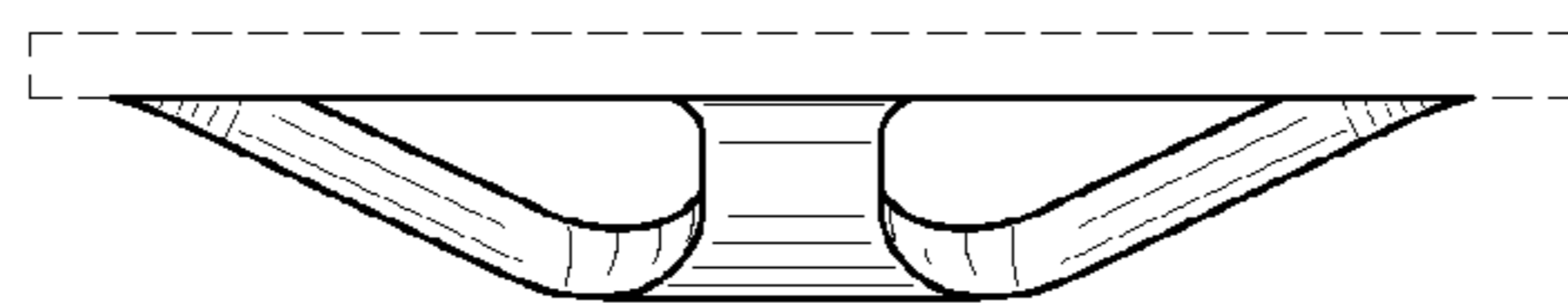


FIG. 5