



US00D642594S

(12) **United States Design Patent**  
**Mattson et al.**

(10) **Patent No.:** **US D642,594 S**

(45) **Date of Patent:** **\*\* Aug. 2, 2011**

(54) **PORTABLE PUMP**

(75) Inventors: **Andrew P. Mattson**, Richardson, TX (US); **Andrew P. Nelson**, Dallas, TX (US)

(73) Assignee: **Smith & Nephew PLC**, London (GB)

(\*\*) Term: **14 Years**

(21) Appl. No.: **29/376,964**

(22) Filed: **Oct. 14, 2010**

(51) **LOC (9) Cl.** ..... **15-02**

(52) **U.S. Cl.** ..... **D15/7**

(58) **Field of Classification Search** ..... D15/7-9;  
D23/231, 232, 225; 417/60, 235, 265, 321,  
417/355, 358, 363, 359, 410.1, 415-416,  
417/405, 900; 60/408, 412; 184/26-37;  
415/140-147; 123/495, 509

See application file for complete search history.

2009/0312728 A1 12/2009 Randolph et al.  
2010/0125258 A1 5/2010 Coutlhard et al.  
2010/0125259 A1 5/2010 Olson

**OTHER PUBLICATIONS**

Kalypto Medical, NPD 1000 NPWT Pump & Control Module Product Specifications, Oct. 2009.

KCI Licensing, PREVENA™ Incision Management System, 2010. Web page labeled "The XVS System," printed from Cerulean Medical website, [http://ceruleanmedical.com/Cerulean\\_Medical/The\\_XVS\\_System.html](http://ceruleanmedical.com/Cerulean_Medical/The_XVS_System.html) (1 printed page), available before Oct. 14, 2010.

\* cited by examiner

*Primary Examiner* — Ralf Seifert

(74) *Attorney, Agent, or Firm* — Knobbe Martens Olson & Bear LLP

(57) **CLAIM**

The ornamental design for a portable pump, as shown and described.

(56) **References Cited**

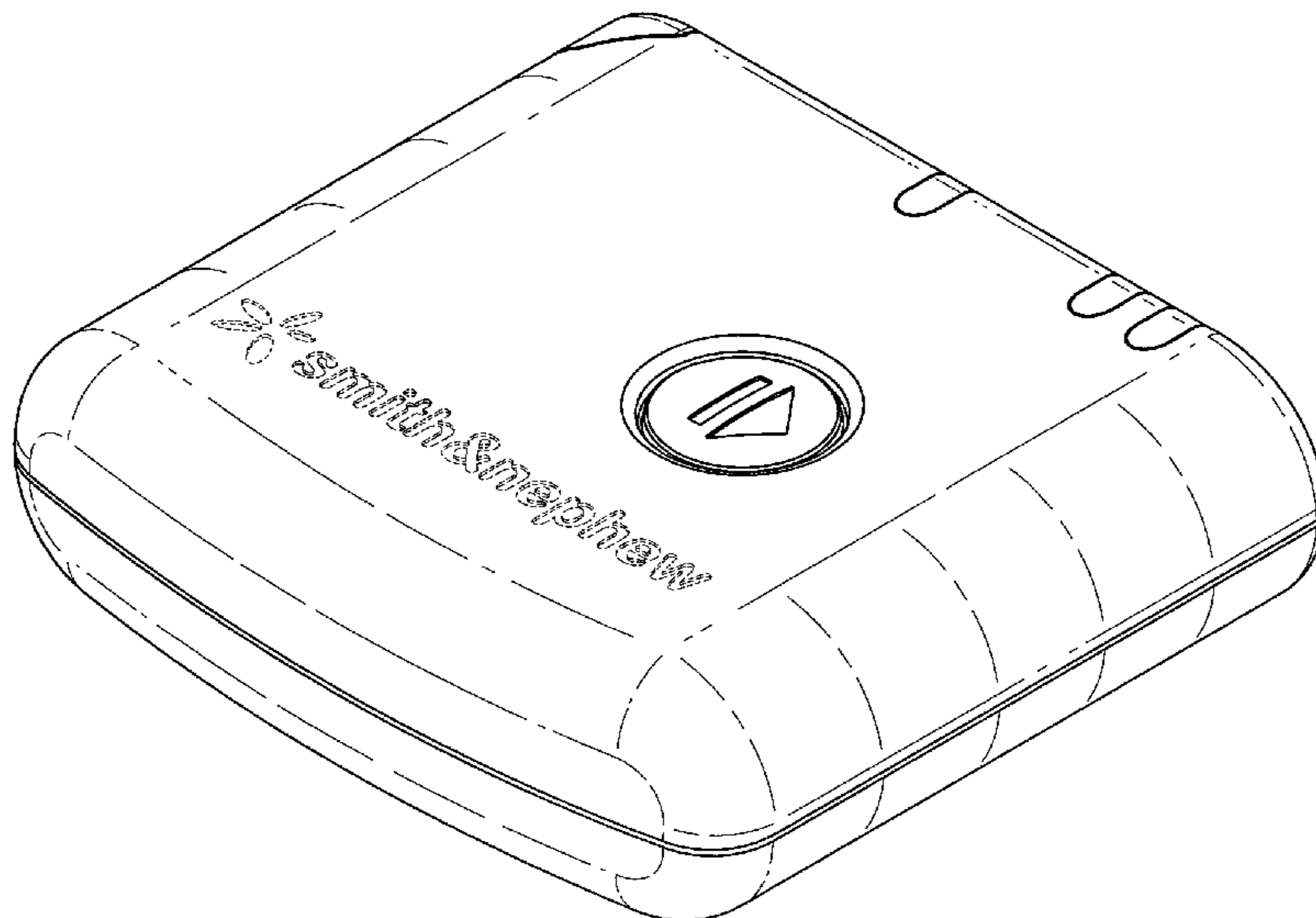
**U.S. PATENT DOCUMENTS**

D423,102 S	4/2000	Mertenant	
D434,150 S	11/2000	Tumey et al.	
D439,341 S *	3/2001	Tumey et al.	D24/169
6,648,862 B2	11/2003	Watson	
D516,217 S	2/2006	Brown et al.	
D544,092 S	6/2007	Lewis	
D546,952 S	7/2007	May	
D580,285 S	11/2008	Hendrickson et al.	
D585,137 S	1/2009	Onoda et al.	
D585,543 S *	1/2009	Yodfat et al.	D24/111
D586,466 S	2/2009	Smith et al.	
D587,376 S	2/2009	Takano et al.	
D590,841 S *	4/2009	Muhlenberend	D15/7
D598,472 S *	8/2009	Anderson et al.	D15/7
D582,135 S	10/2009	Mori et al.	
D625,740 S *	10/2010	Varini	D15/7
D629,502 S	12/2010	Au et al.	
2004/0167482 A1	8/2004	Watson	

**DESCRIPTION**

FIG. 1 is a perspective view of a portable pump.  
FIG. 2 is another perspective view of the portable pump of FIG. 1.  
FIG. 3 is a top plan view of the portable pump of FIG. 1.  
FIG. 4 is a bottom view of the portable pump of FIG. 1.  
FIG. 5 is a front view of the portable pump of FIG. 1.  
FIG. 6 is a rear view of the portable pump of FIG. 1.  
FIG. 7 is a right side view of the portable pump of FIG. 1; and,  
FIG. 8 is a left side view of the portable pump of FIG. 1.  
The broken lines in the drawings that are immediately adjacent to the shaded areas represent an unclaimed boundary of the claimed design. The broken lines showing the remainder of the portable pump are for illustrative purposes only and form no part of the claimed design.

**1 Claim, 6 Drawing Sheets**



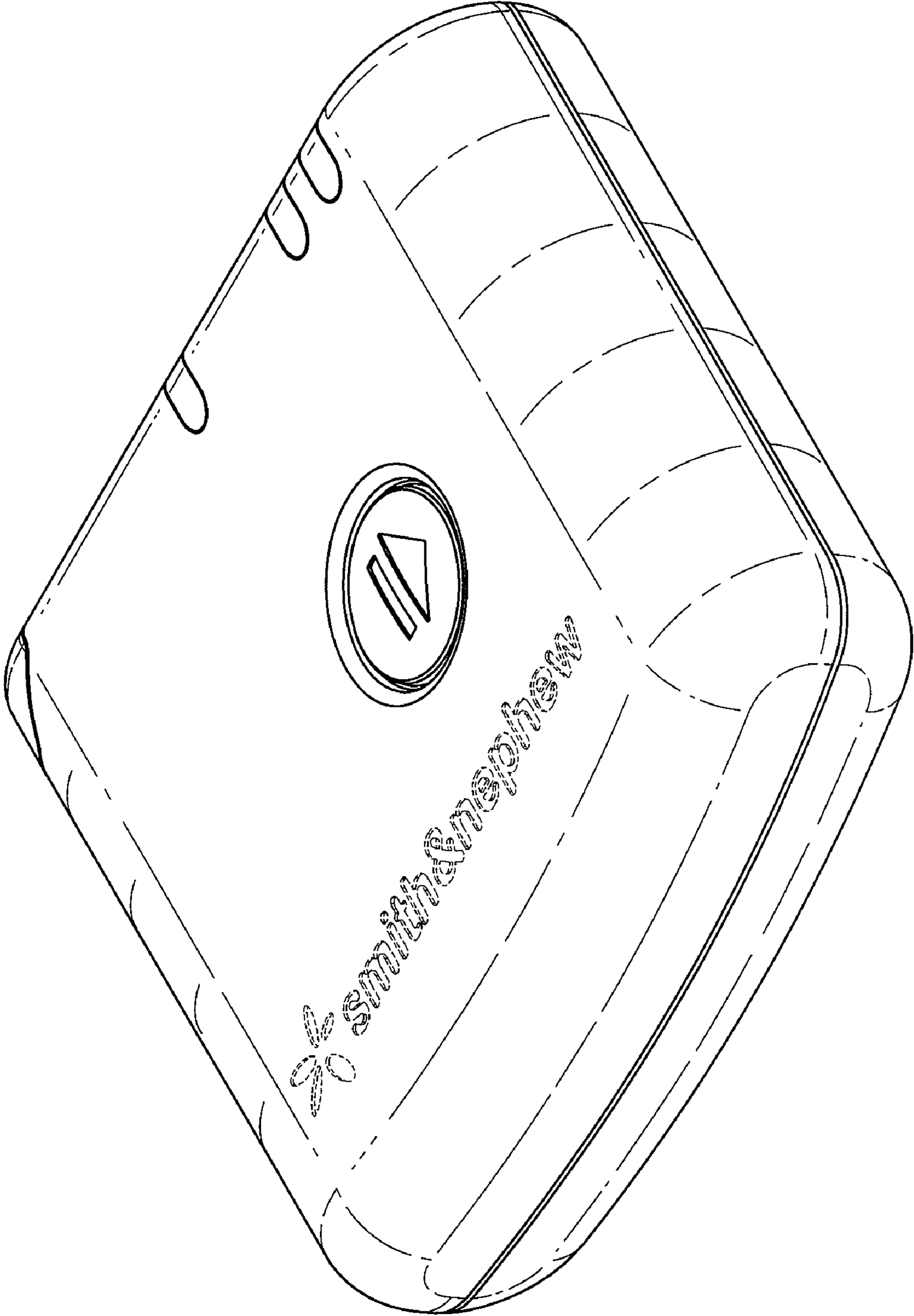


FIG. 1

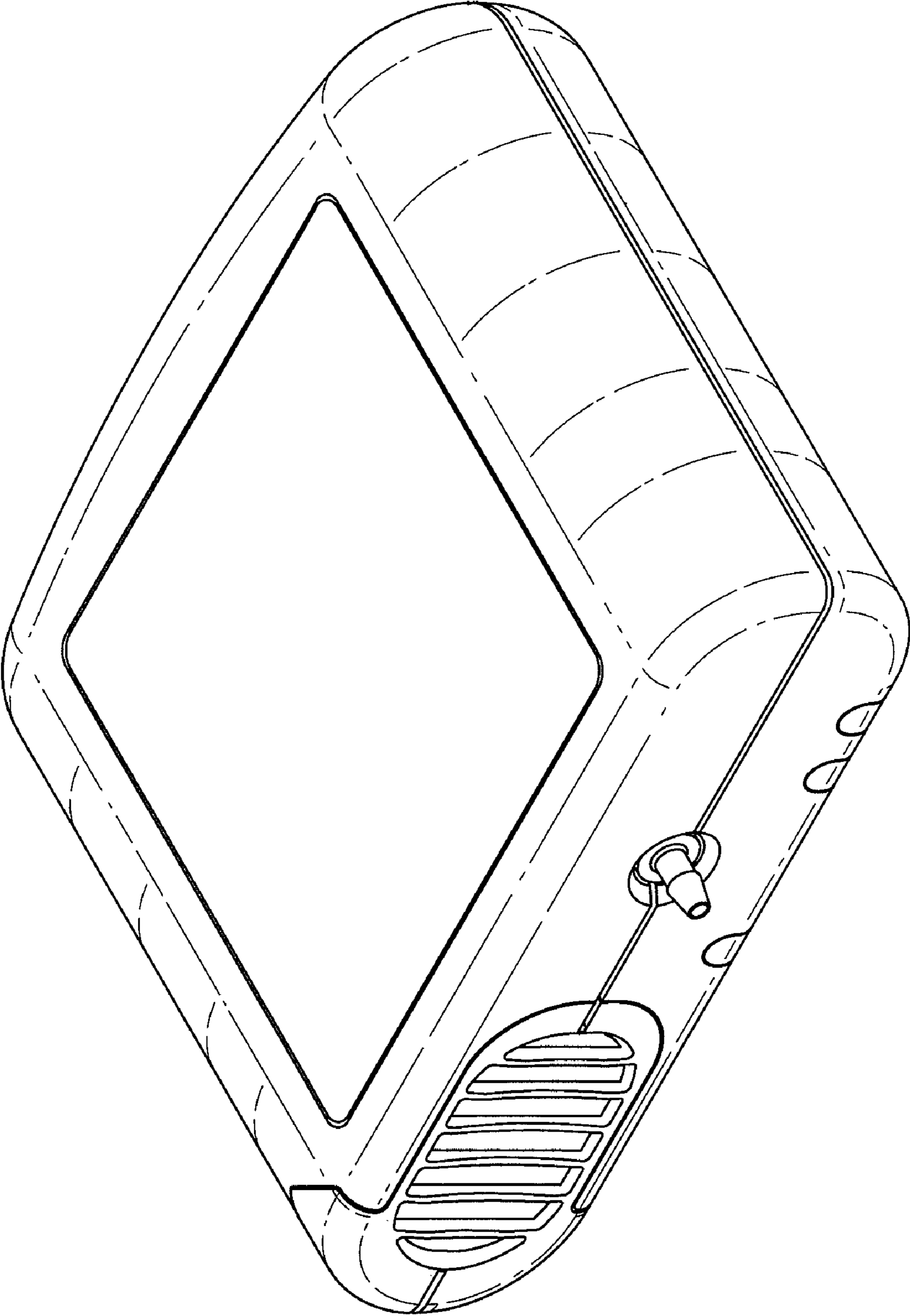


FIG. 2

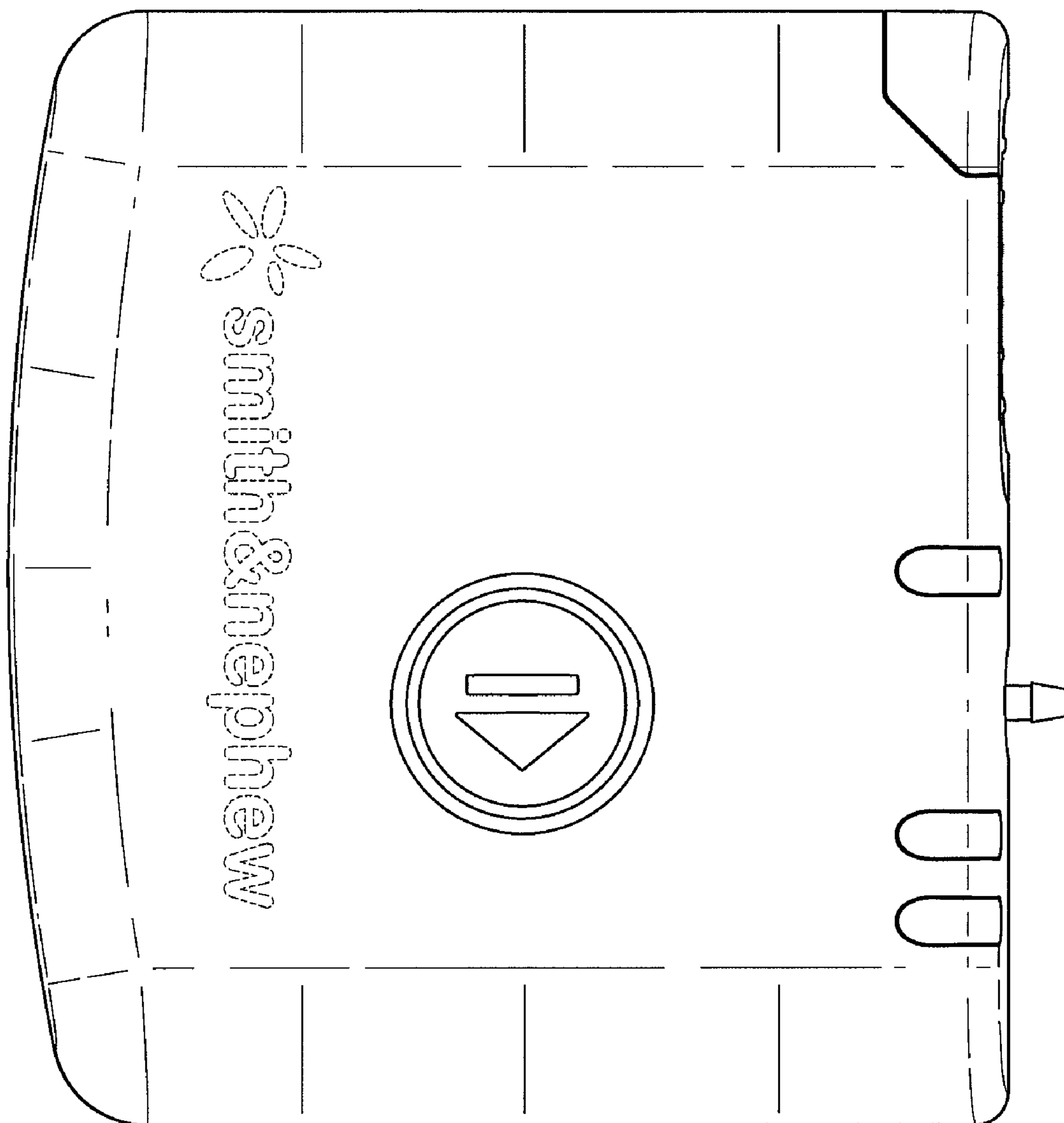
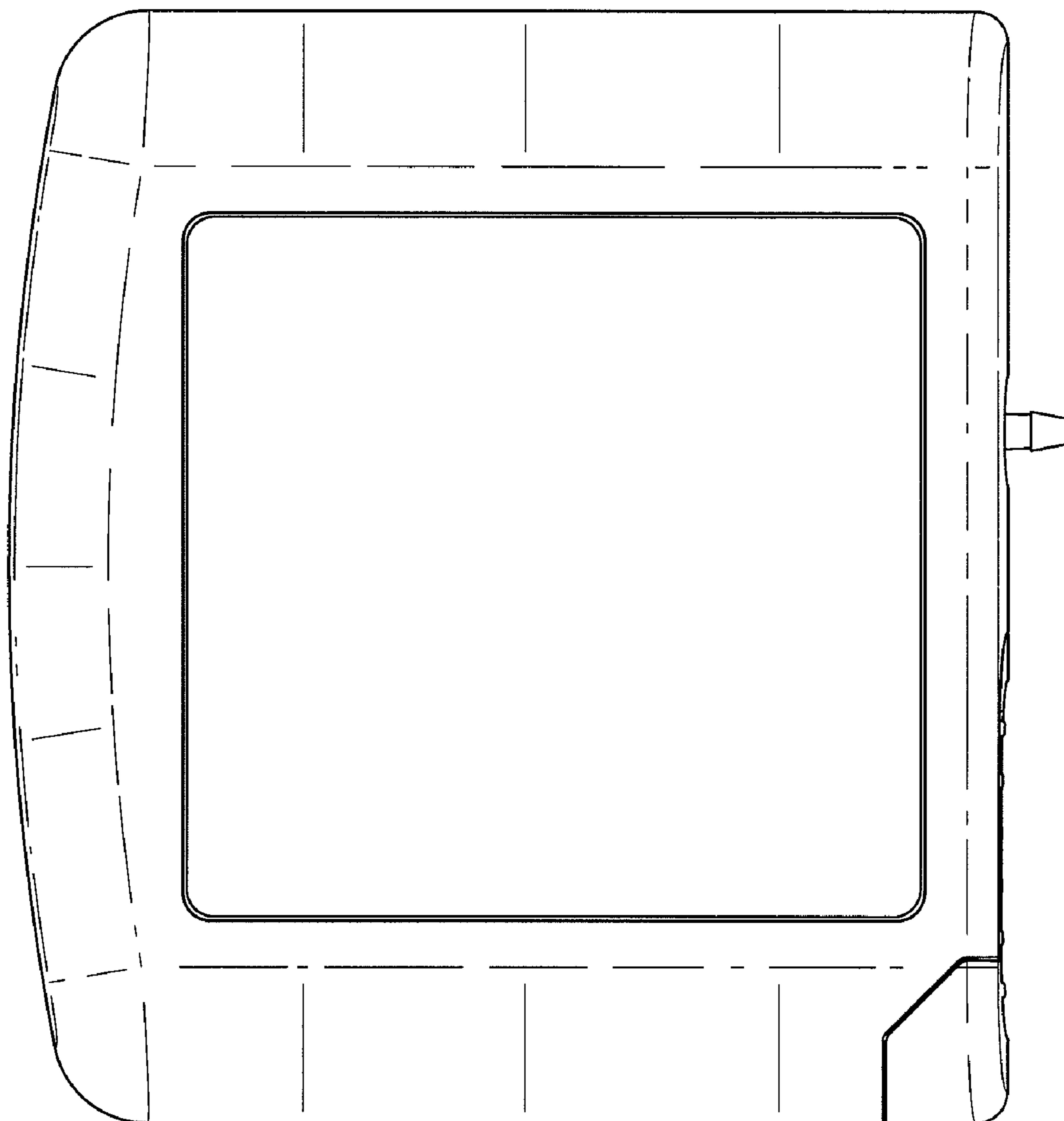
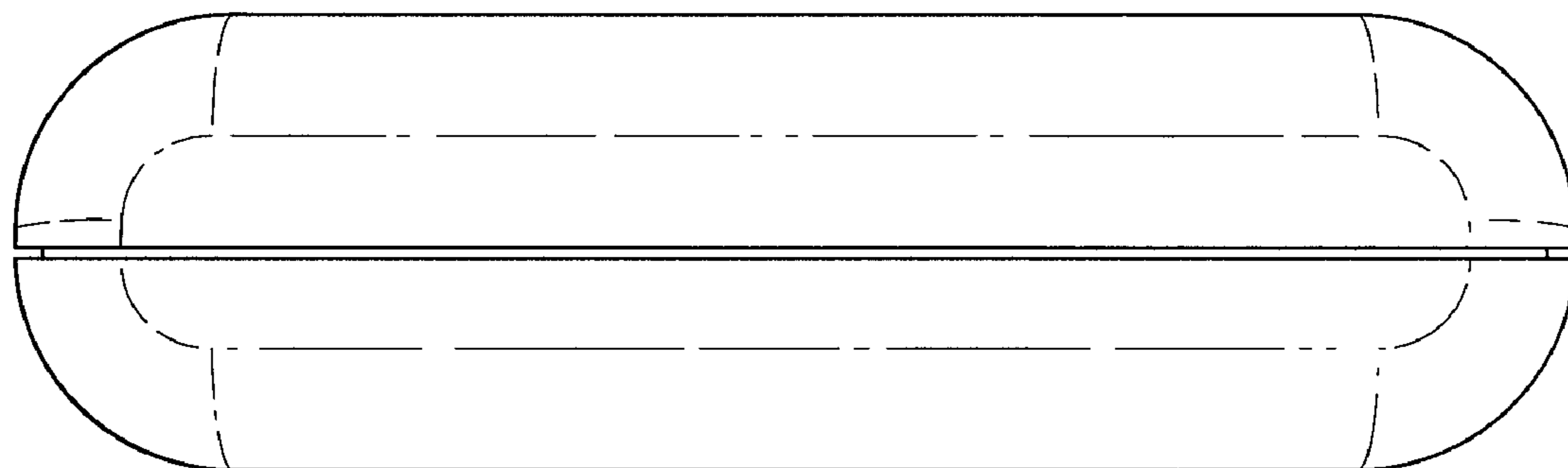


FIG. 3

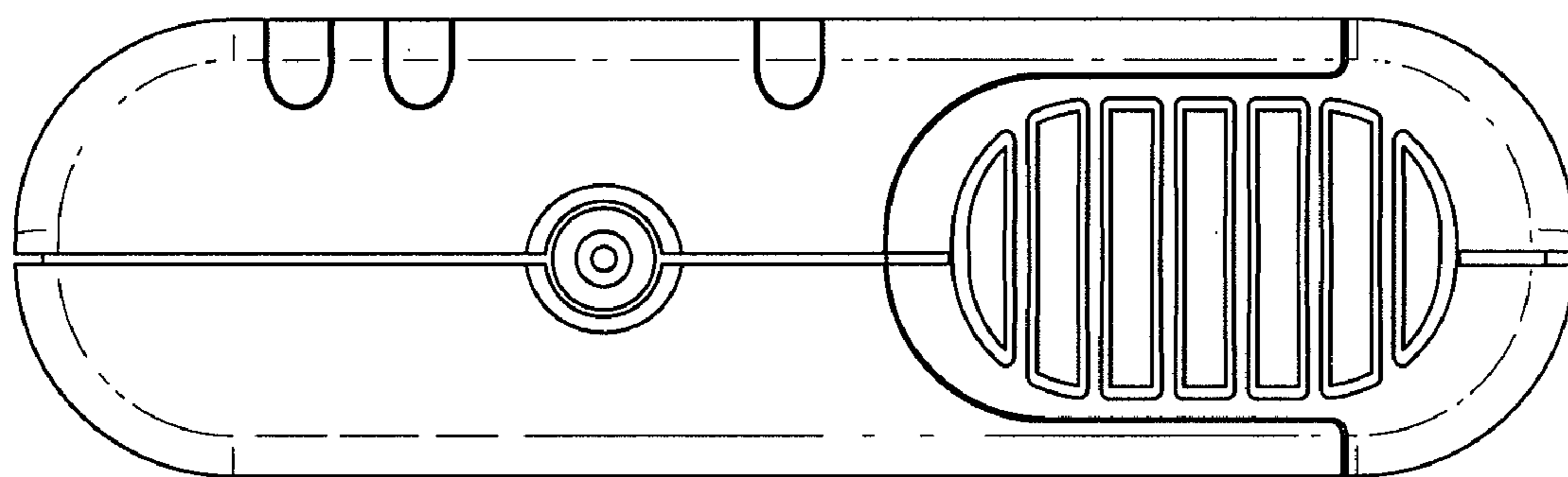


*FIG. 4*

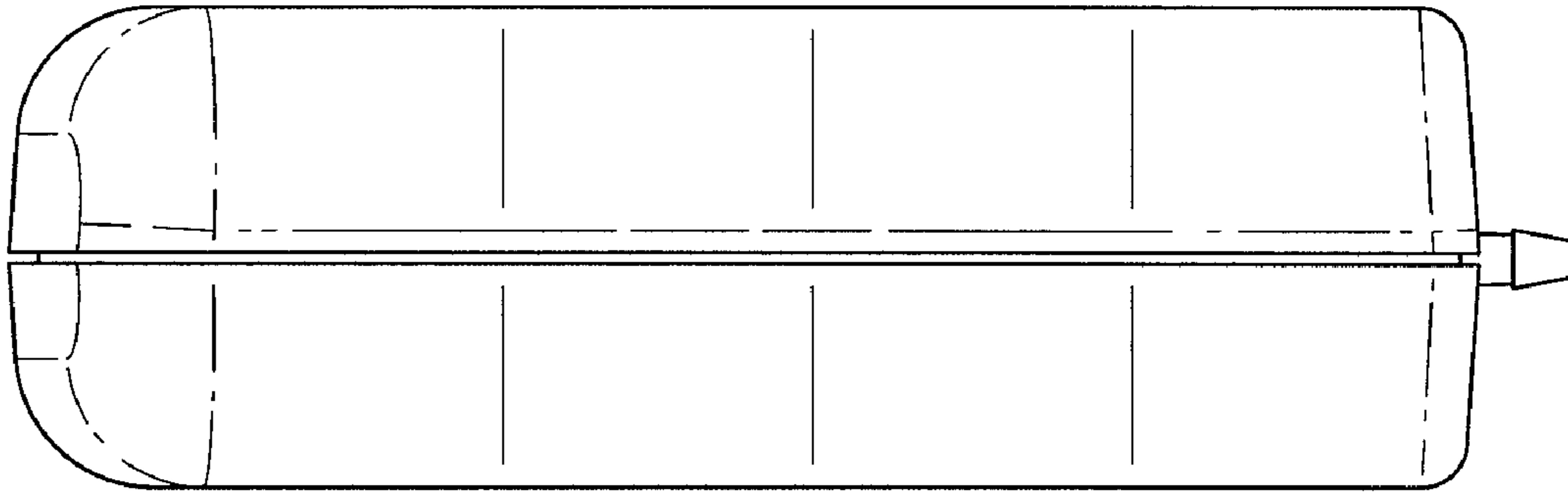




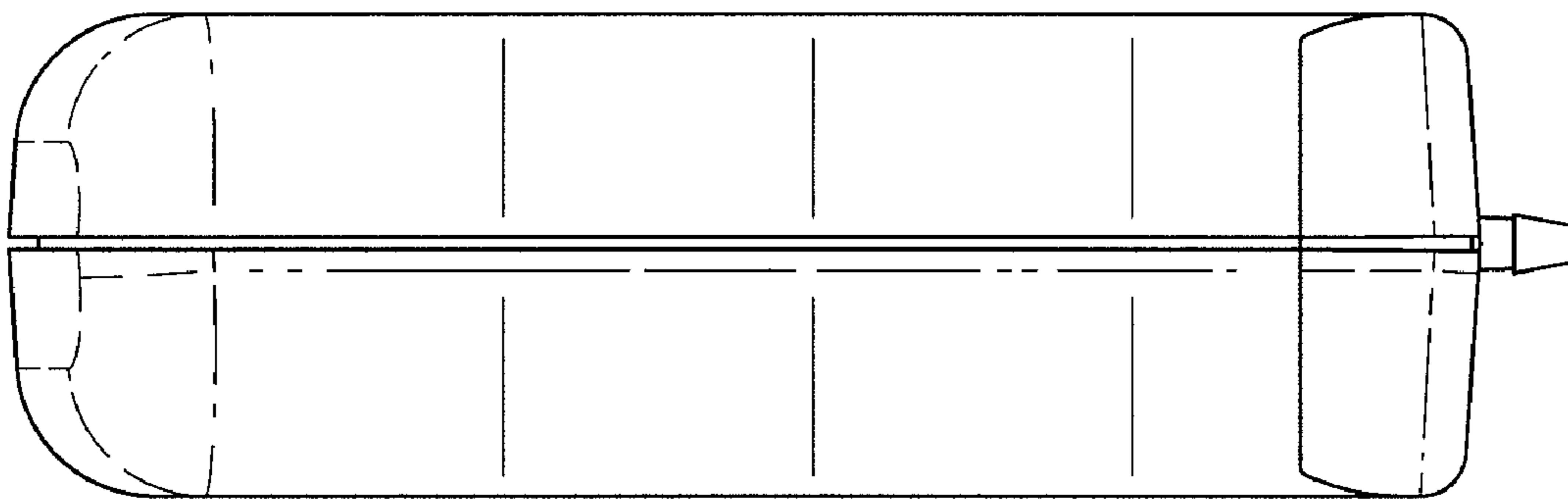
*FIG. 5*



*FIG. 6*



*FIG. 7*



*FIG. 8*