



US00D642587S

(12) **United States Design Patent**
Jones et al.

(10) **Patent No.:** **US D642,587 S**
(45) **Date of Patent:** **** Aug. 2, 2011**

(54) **ANIMATED GRAPHICAL USER INTERFACE FOR A PORTION OF A DISPLAY SCREEN**

(75) Inventors: **Boland T. Jones**, Atlanta, GA (US);
David Michael Guthrie, Atlanta, GA (US); **Erik Petrik**, Austin, TX (US)

(73) Assignee: **American Teleconferencing Services, Ltd.**, Atlanta, GA (US)

(**) Term: **14 Years**

(21) Appl. No.: **29/360,798**

(22) Filed: **Apr. 30, 2010**

(51) **LOC (9) Cl.** **14-04**

(52) **U.S. Cl.** **D14/485**

(58) **Field of Classification Search** D14/485-495;
715/215, 700, 716, 719, 730, 732, 779, 780,
715/781, 783, 808, 809, 810, 812, 821, 825,
715/828, 829, 830, 835, 836, 837, 838, 839,
715/840, 841, 842, 843, 845, 846, 847, 861,
715/864, 976, 977

See application file for complete search history.

(56) **References Cited**

U.S. PATENT DOCUMENTS

5,544,291	A	8/1996	Gilley
5,737,452	A	4/1998	Schiller
5,745,666	A	4/1998	Gilley
5,930,396	A	7/1999	Fiala
6,049,339	A	4/2000	Schiller
6,067,094	A	5/2000	Schuster
6,072,502	A	6/2000	Gupta
6,167,432	A	12/2000	Jiang
6,208,355	B1	3/2001	Schuster
6,233,389	B1	5/2001	Barton
6,262,745	B1	7/2001	Perani
6,278,478	B1	8/2001	Ferriere
6,279,028	B1	8/2001	Bradshaw, Jr.
6,304,677	B1	10/2001	Schuster
6,411,742	B1	6/2002	Peterson
6,477,240	B1	11/2002	Lim
6,567,813	B1	5/2003	Zhu

6,574,599	B1	6/2003	Lim
6,584,493	B1	6/2003	Butler
6,598,075	B1	7/2003	Johnson
6,601,087	B1	7/2003	Zhu
6,643,362	B2	11/2003	Hogan
6,646,655	B1	11/2003	Brandt

(Continued)

Primary Examiner — Angela Lee

(74) *Attorney, Agent, or Firm* — Robert A. Blaha; Smith Risley Tempel Santos LLC

(57) **CLAIM**

The ornamental design for an animated graphical user interface for a portion of a display screen, as shown and described.

DESCRIPTION

A portion of the disclosure of this patent document contains material to which a claim for copyright is made. The copyright owner has no objection to the facsimile reproduction by anyone of the patent document or the patent disclosure, as it appears in the Patent and Trademark Office patent file or records, but reserves all other copyright rights whatsoever. FIG. 1 is a first image in the sequence for an animated graphical user interface for a portion of a display screen showing our new design.

FIG. 2 is the second image thereof;

FIG. 3 is the third image thereof;

FIG. 4 is the fourth image thereof;

FIG. 5 is the fifth image thereof;

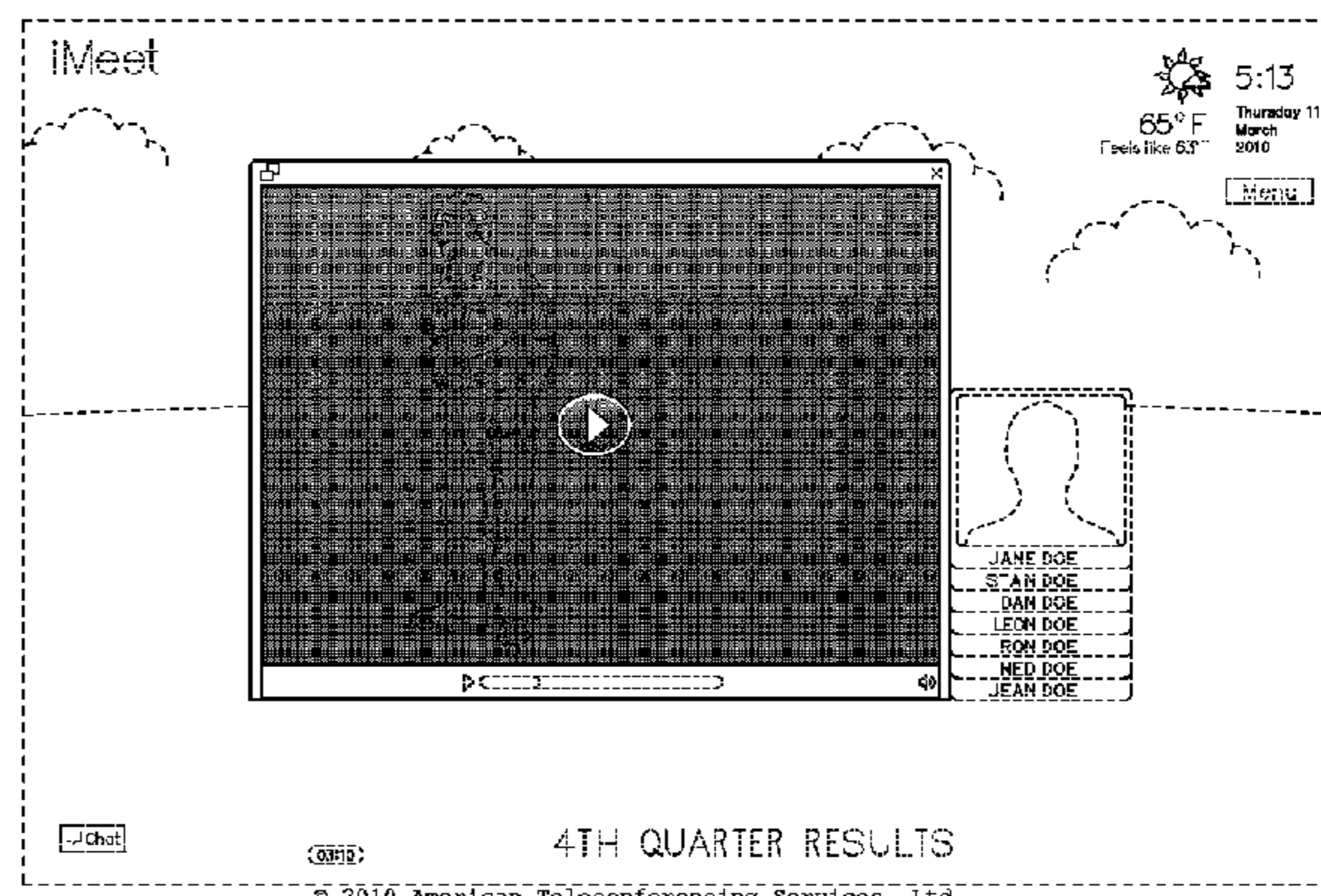
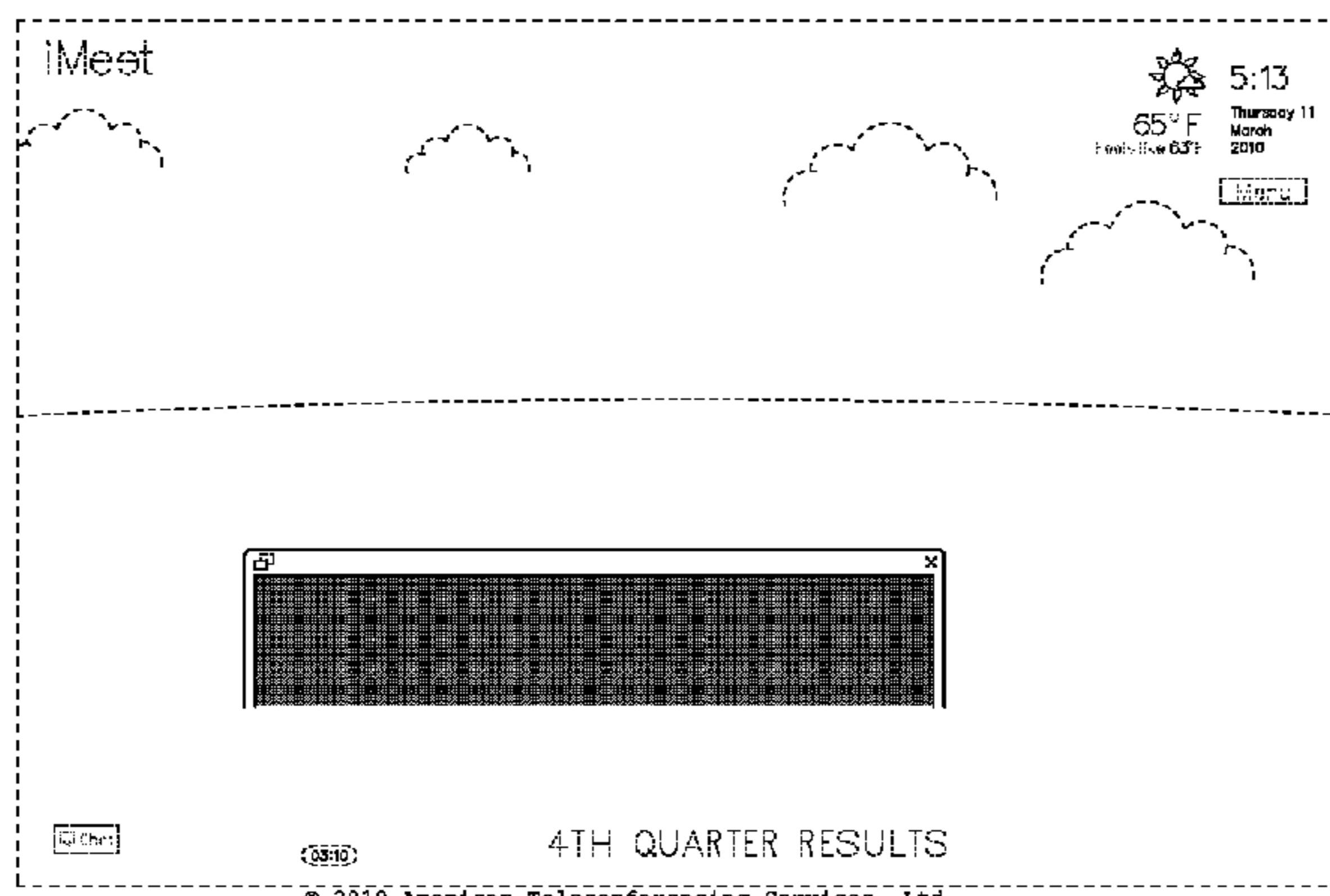
FIG. 6 is the sixth image thereof;

FIG. 7 is the seventh image thereof; and,

FIG. 8 is the eighth image thereof.

The appearance of the animated graphical user interface sequentially transitions between the images shown in FIGS. 1-8. No ornamental aspects are associated with the process or period in which one image transitions to another image. The portions of the graphical user interface and display screen shown in broken lines are included for the purpose of illustrating environment and form no part of the claimed design.

1 Claim, 8 Drawing Sheets

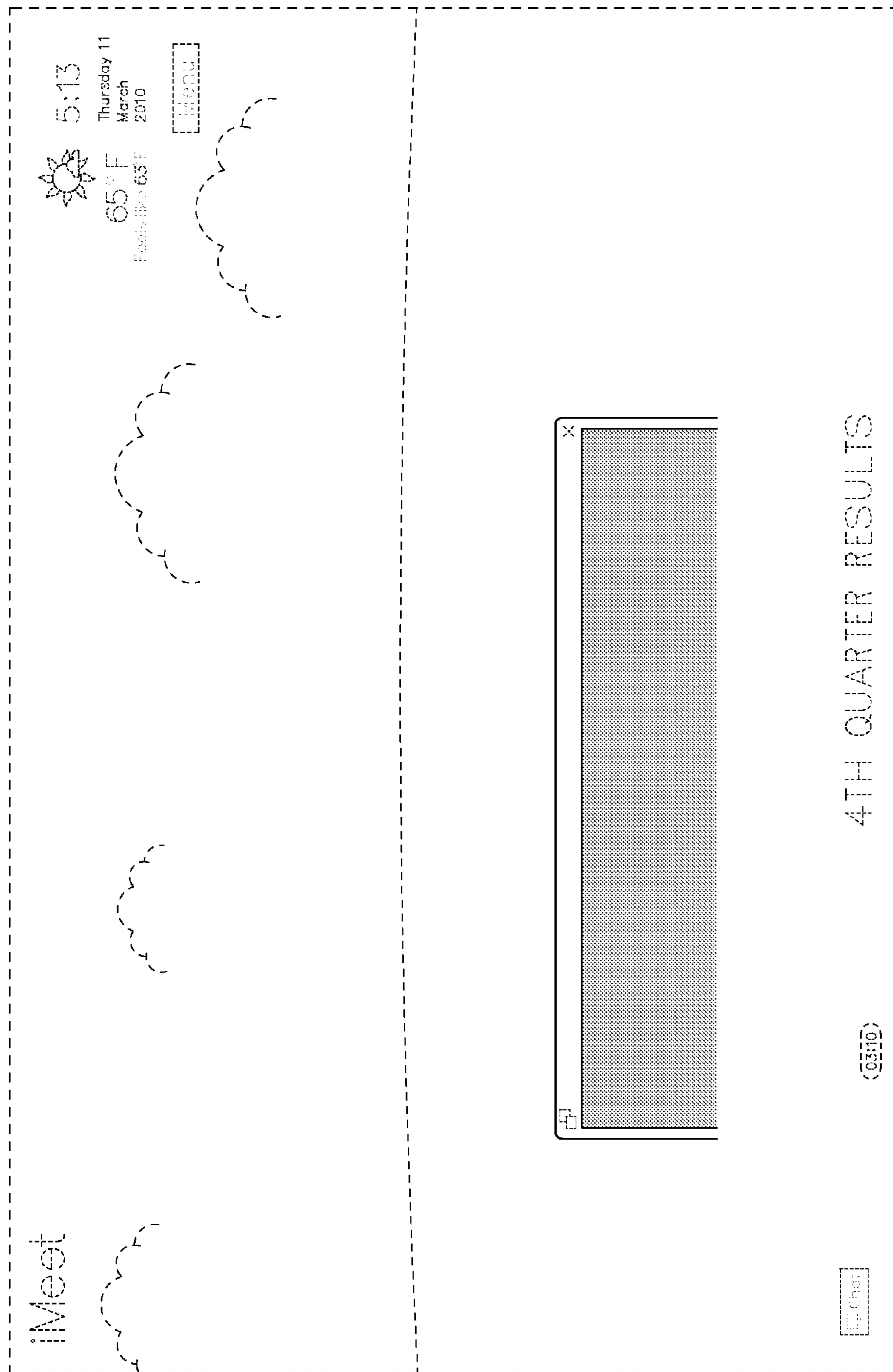


US D642,587 S

U.S. PATENT DOCUMENTS			
6,654,032	B1	11/2003	Zhu
6,691,154	B1	2/2004	Zhu
6,721,446	B1	4/2004	Wilensky
6,763,501	B1	7/2004	Zhu
6,771,303	B2	8/2004	Zhang
6,789,119	B1	9/2004	Zhu
6,891,929	B2	5/2005	Yang
6,901,448	B2	5/2005	Zhu
6,925,645	B2	8/2005	Zhu
6,954,216	B1	10/2005	Dowling
6,961,736	B1	11/2005	Amirghodsi
6,968,179	B1	11/2005	De Vries
6,988,132	B2	1/2006	Horvitz
6,990,252	B2	1/2006	Shekter
7,003,061	B2	2/2006	Wilensky
7,006,707	B2	2/2006	Peterson
7,023,800	B1	4/2006	McAuley
7,069,298	B2	6/2006	Zhu
7,095,905	B1	8/2006	Peterson
7,103,236	B2	9/2006	Peterson
7,130,883	B2	10/2006	Zhu
7,136,062	B1	11/2006	Butler
7,143,132	B2	11/2006	Klein et al.
7,146,577	B2	12/2006	Hoffman
7,158,616	B2	1/2007	Yang
7,167,182	B2	1/2007	Butler
7,184,682	B2	2/2007	Chadani et al.
7,200,213	B2	4/2007	Morris
7,203,755	B2	4/2007	Zhu
7,213,051	B2	5/2007	Zhu
7,216,147	B2	5/2007	Blagsvedt
7,216,172	B2	5/2007	Yang
7,228,332	B2	6/2007	Rust
7,236,926	B2	6/2007	Scherpbier
7,260,278	B2	8/2007	Zhang
7,272,658	B1	9/2007	Edelman
7,302,594	B2	11/2007	Di Benedetto
D556,766	S *	12/2007	Keohane D14/487
D557,275	S *	12/2007	De Mar et al. D14/487
7,313,595	B2	12/2007	Rust
7,317,826	B2	1/2008	Wilensky
7,328,239	B1	2/2008	Berberian
D564,535	S *	3/2008	Sadler et al. D14/487
7,346,631	B2	3/2008	Amirghodsi
7,349,944	B2	3/2008	Vernon
7,352,858	B2	4/2008	Stokes
7,355,622	B2	4/2008	Clarke
7,355,623	B2	4/2008	Cutler
7,360,152	B2	4/2008	Capps
7,360,172	B2	4/2008	Grossman
7,362,350	B2	4/2008	Cutler
7,373,381	B2	5/2008	Rust
7,386,188	B2	6/2008	Peterson
7,386,784	B2	6/2008	Capps
7,389,351	B2	6/2008	Horvitz
7,395,312	B2	7/2008	Kothari
7,398,295	B2	7/2008	Shoroff
7,421,069	B2	9/2008	Vernon
7,421,114	B1	9/2008	Brandt
7,426,297	B2	9/2008	Zhang
7,426,578	B2	9/2008	Jones
7,428,330	B2	9/2008	Blake
D578,135	S *	10/2008	Nathan et al. D14/488
7,471,849	B2	12/2008	Peterson
D586,820	S *	2/2009	Makoski et al. D14/486
D588,151	S *	3/2009	Okada D14/488
7,512,262	B2	3/2009	Criminisi
7,512,883	B2	3/2009	Wallick
7,515,173	B2	4/2009	Zhang
7,518,623	B2	4/2009	Dowling
7,518,631	B2	4/2009	Hershey
7,529,798	B2	5/2009	Rust
D594,023	S *	6/2009	King D14/488
7,583,287	B2	9/2009	Cohen
7,587,509	B1	9/2009	Edelman
7,596,498	B2	9/2009	Basu
D602,035	S *	10/2009	Murchie et al. D14/485
7,599,572	B2	10/2009	Shekter
D604,311	S *	11/2009	Franz et al. D14/486
D606,087	S *	12/2009	Cummins et al. D14/486
D619,609	S *	7/2010	Meziere D14/486
D622,731	S *	8/2010	Krum et al. D14/486
2006/0089949	A1	4/2006	Robbin
2006/0123052	A1	6/2006	Robbin
2007/0111716	A1	5/2007	Leigh
2008/0008458	A1	1/2008	Gudipaty
2008/0034381	A1 *	2/2008	Jalon et al. 719/329
2008/0313714	A1	12/2008	Fetterman
2009/0106347	A1	4/2009	Harwood
2009/0144392	A1	6/2009	Wang
2009/0144837	A1	6/2009	Huff
2009/0180763	A1	7/2009	McCarthy
2009/0259959	A1	10/2009	Grotjohn
2009/0296535	A1	12/2009	Jones

* cited by examiner

FIG. 1



(03/10)

© 2010 American Teleconferencing Services, Ltd.

FIG. 2

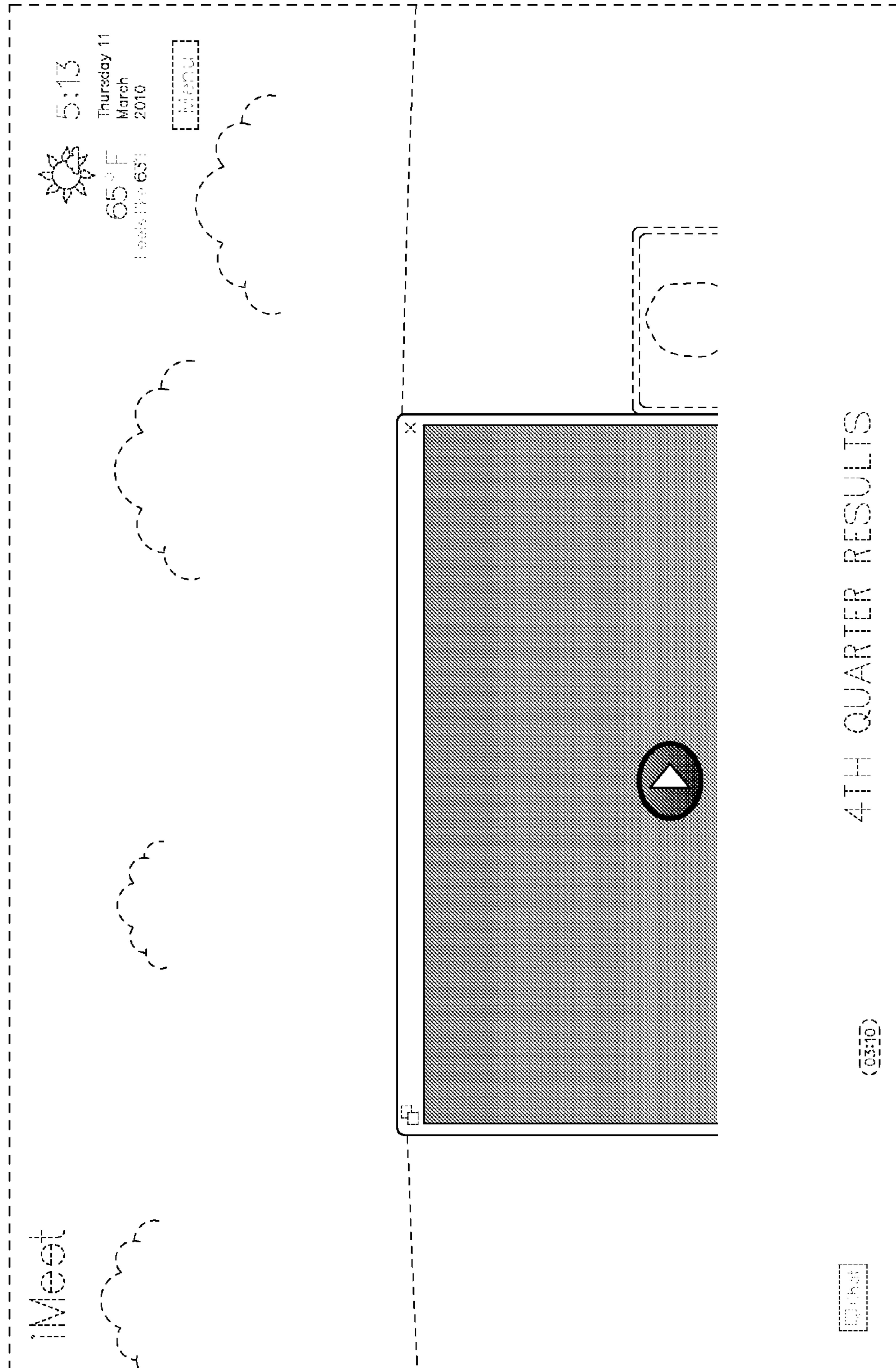
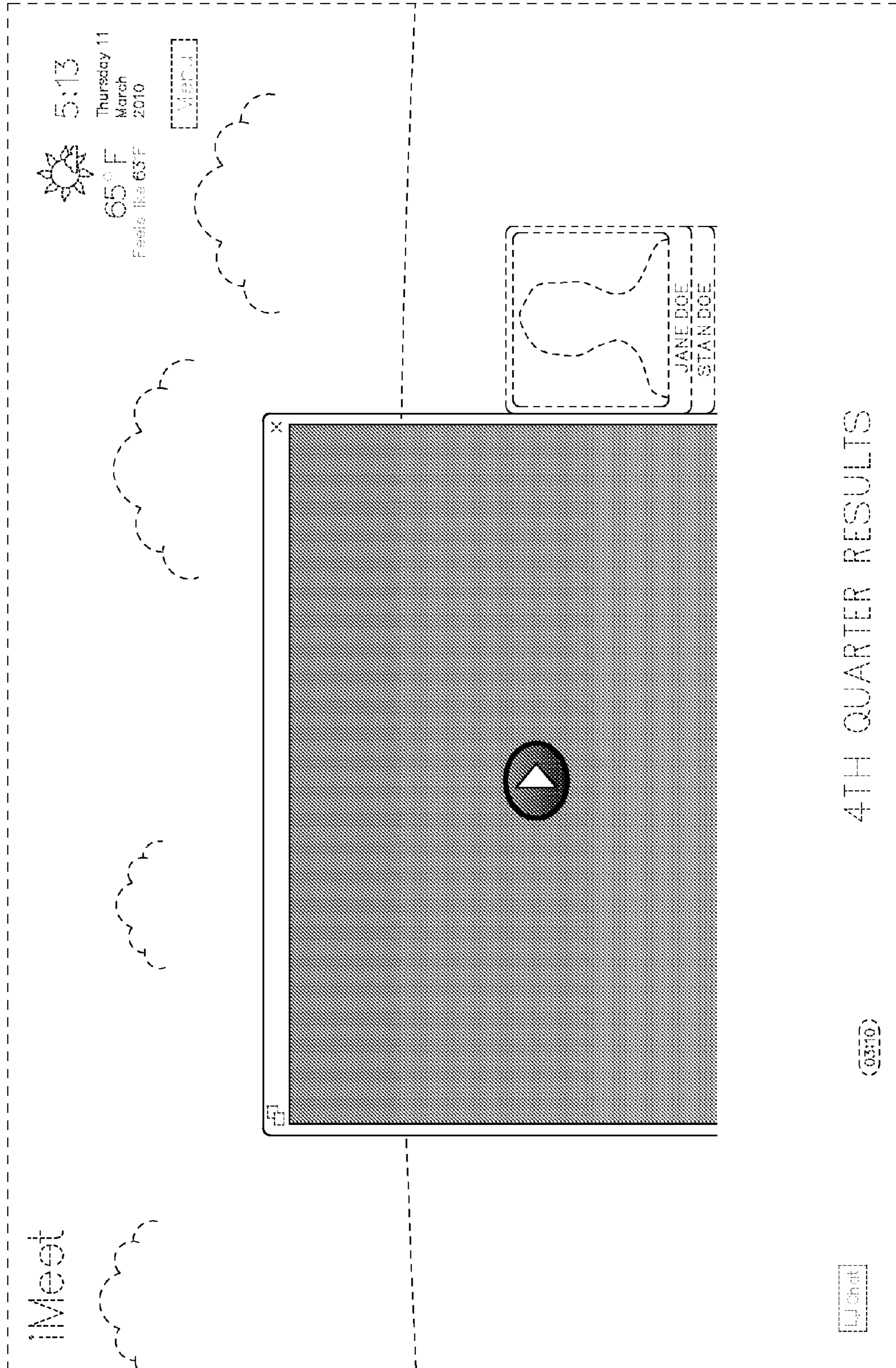


FIG. 3

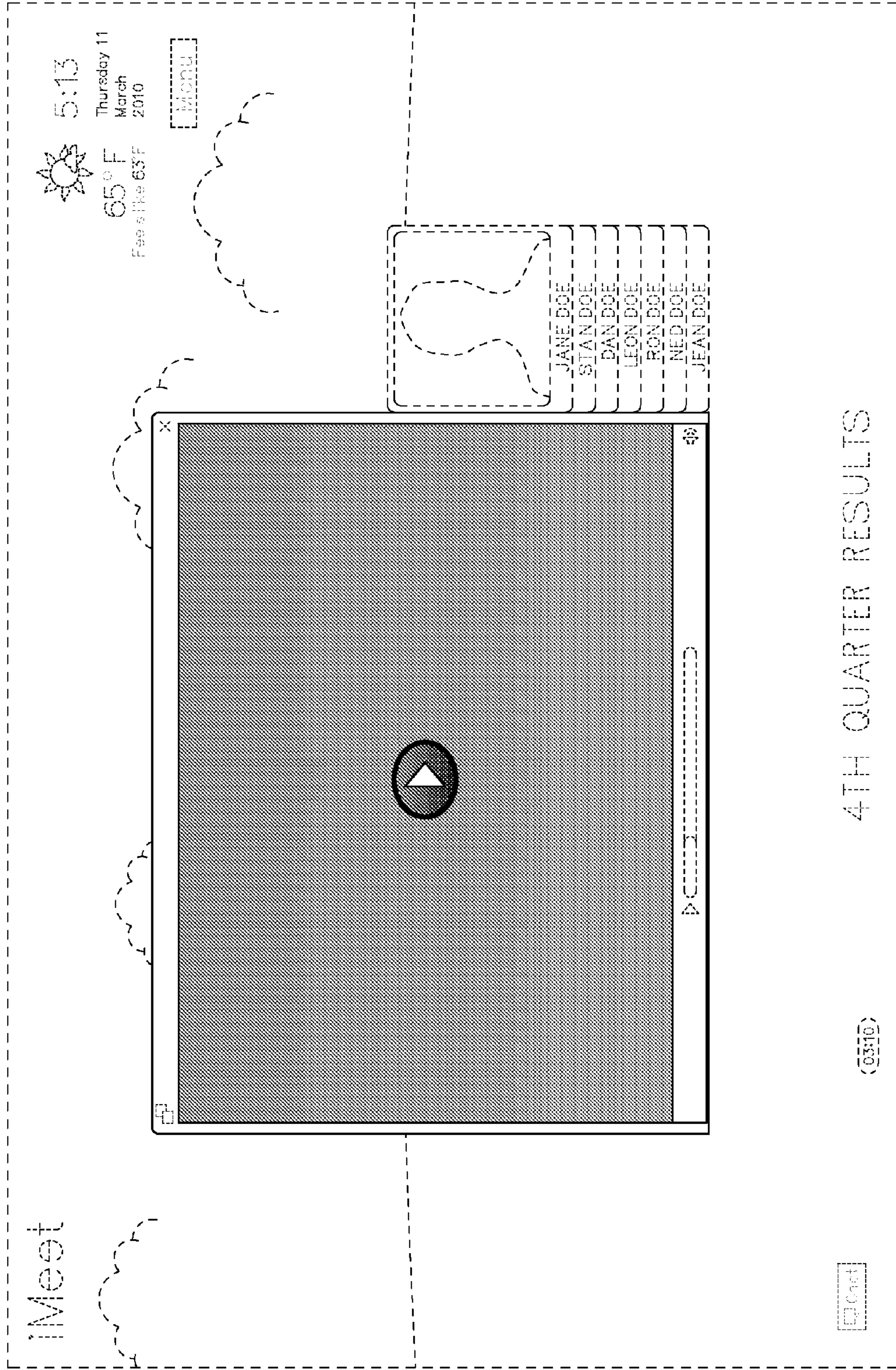


4TH QUARTER RESULTS

(03/10)

© 2010 American Teleconferencing Services, Ltd.

FIG. 4

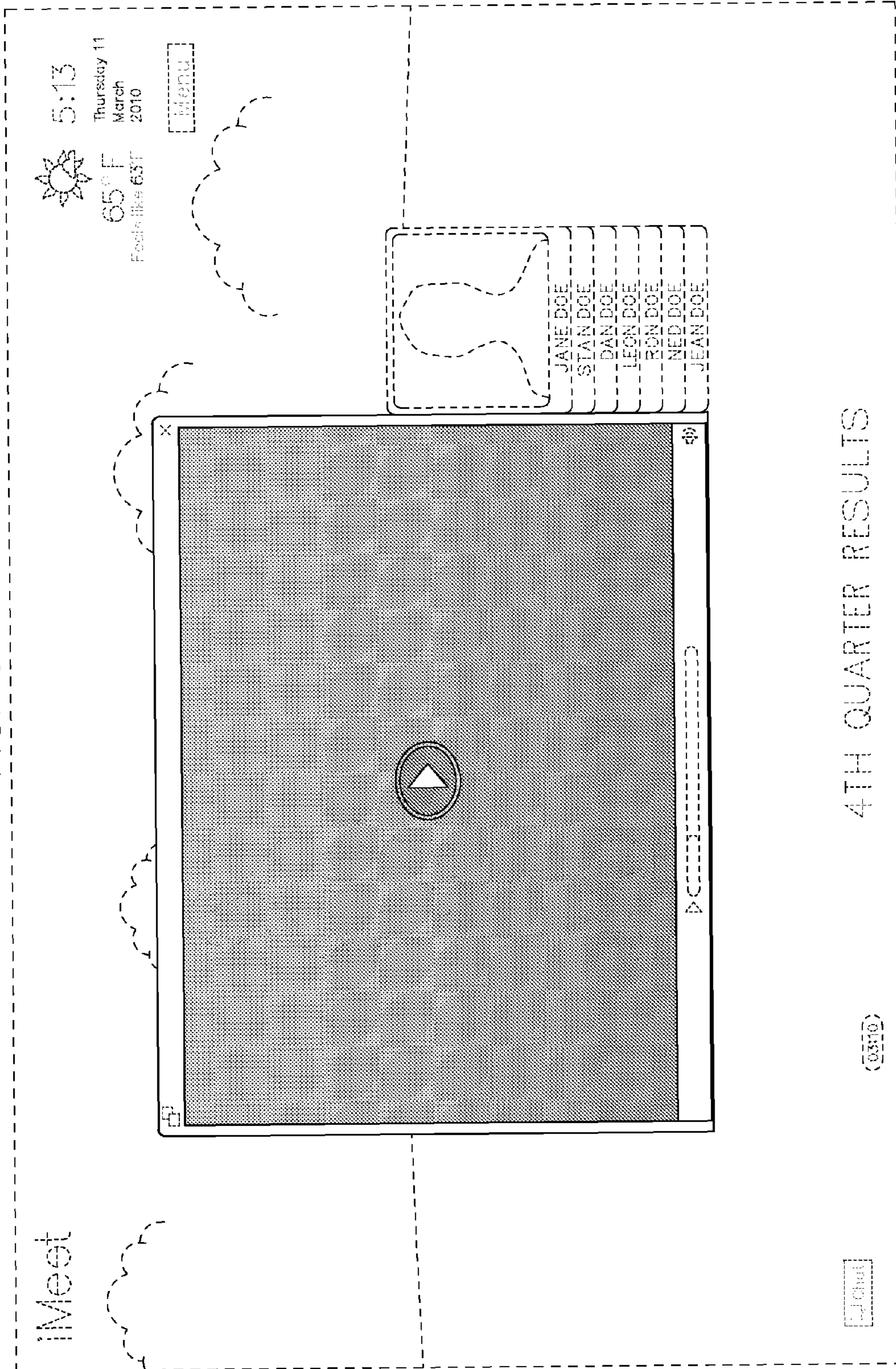


© 2010

4TH QUARTER RESULTS

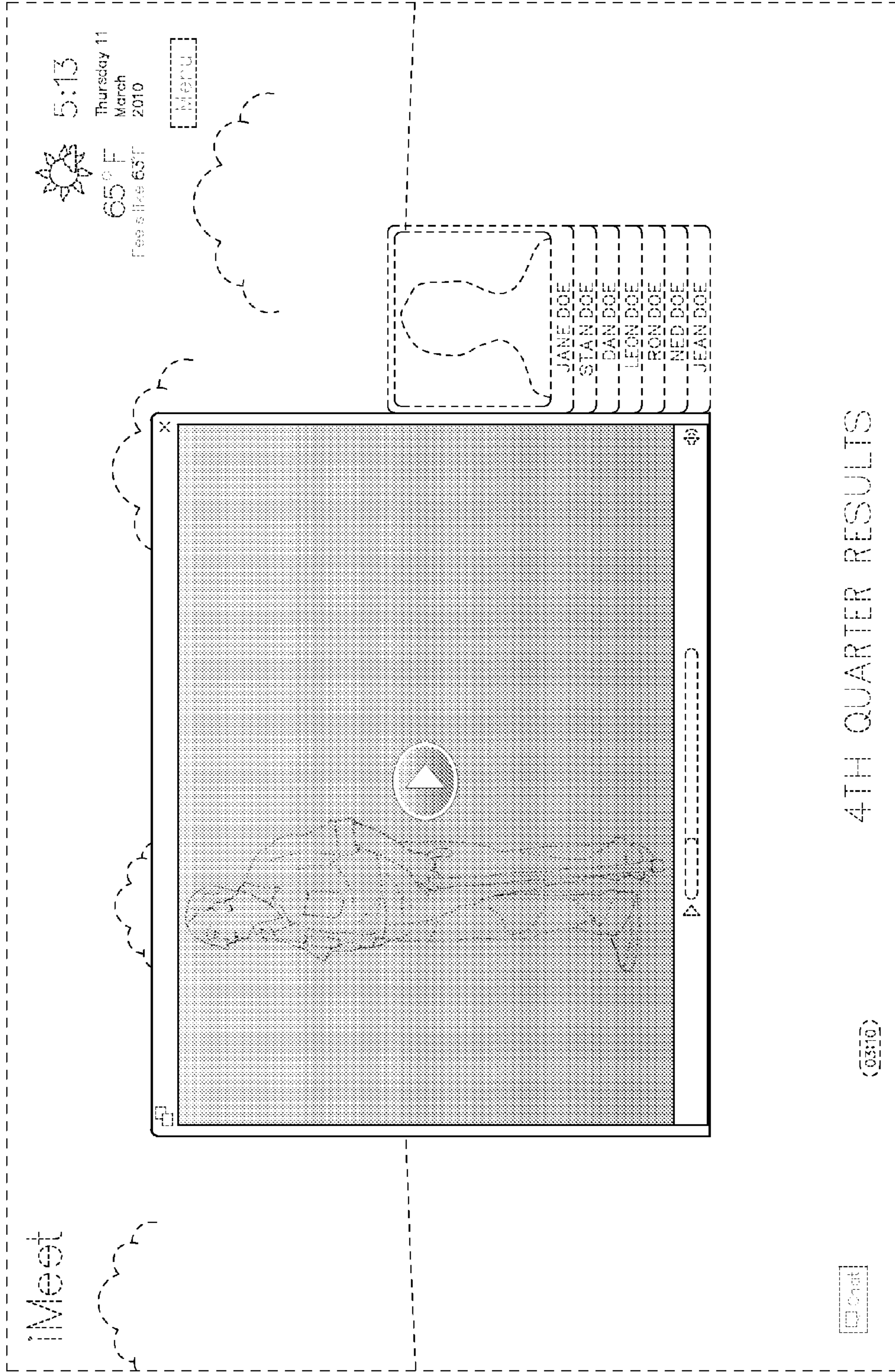
© 2010 American Teleconferencing Services, Ltd.

FIG. 5



© 2010 American Teleconferencing Services, Ltd.
 4TH QUARTER RESULTS

FIG. 6



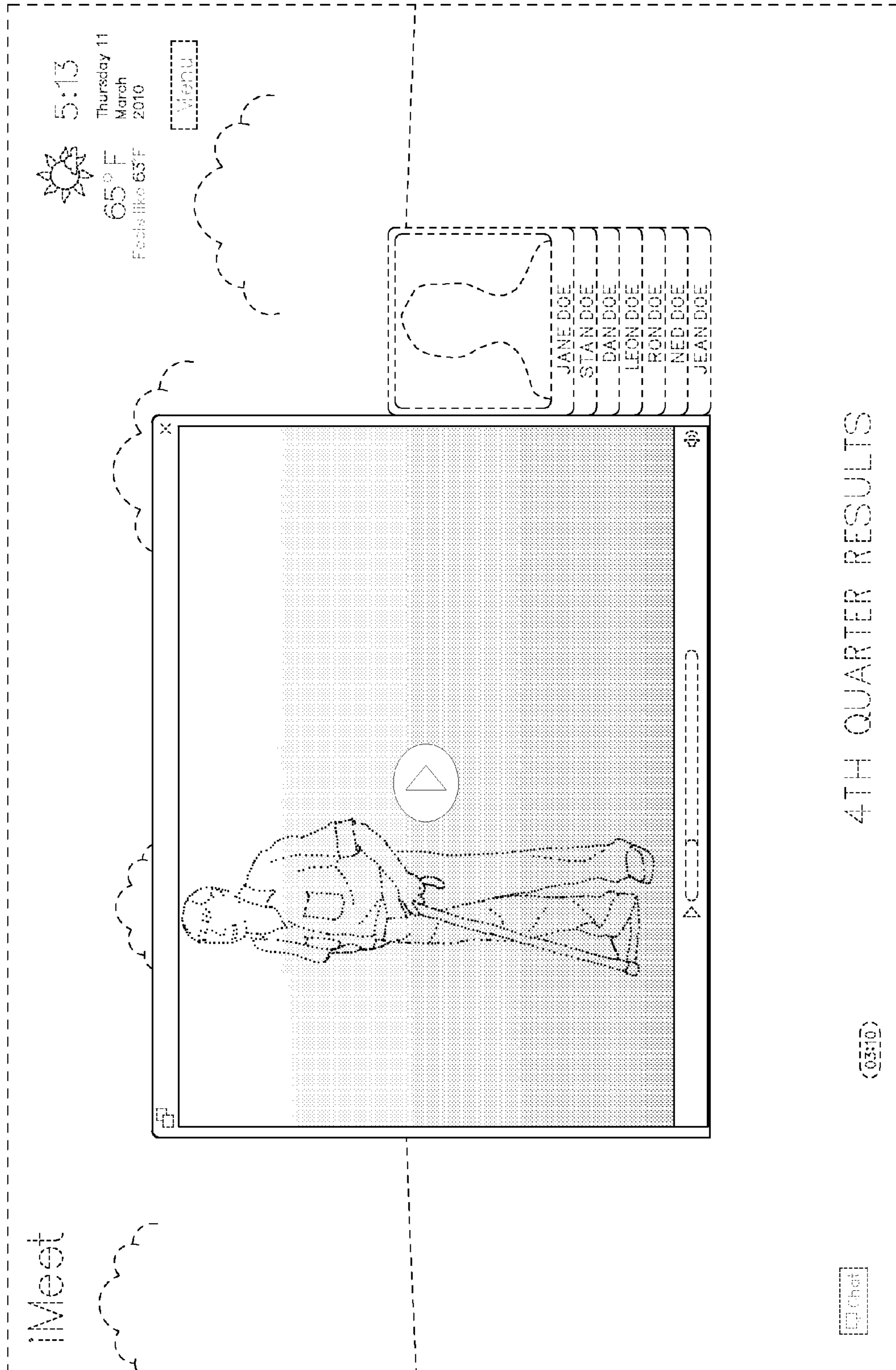
Chat

4TH QUARTER RESULTS

(0310)

© 2010 American Teleconferencing Services, Ltd.

FIG. 7



chat

4TH QUARTER RESULTS

(03:10)

© 2010 American Teleconferencing Services, Ltd.

JANE DOE
 STAN DOE
 DAN DOE
 LEON DOE
 RON DOE
 NED DOE
 JEAN DOE

Menu



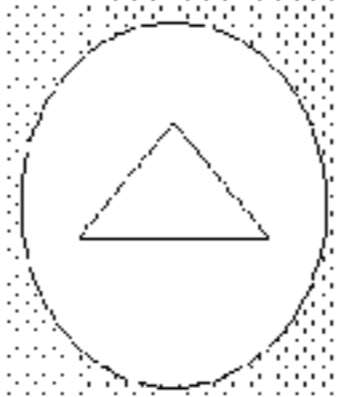
5:13

Thursday 11
March
2010

65° F

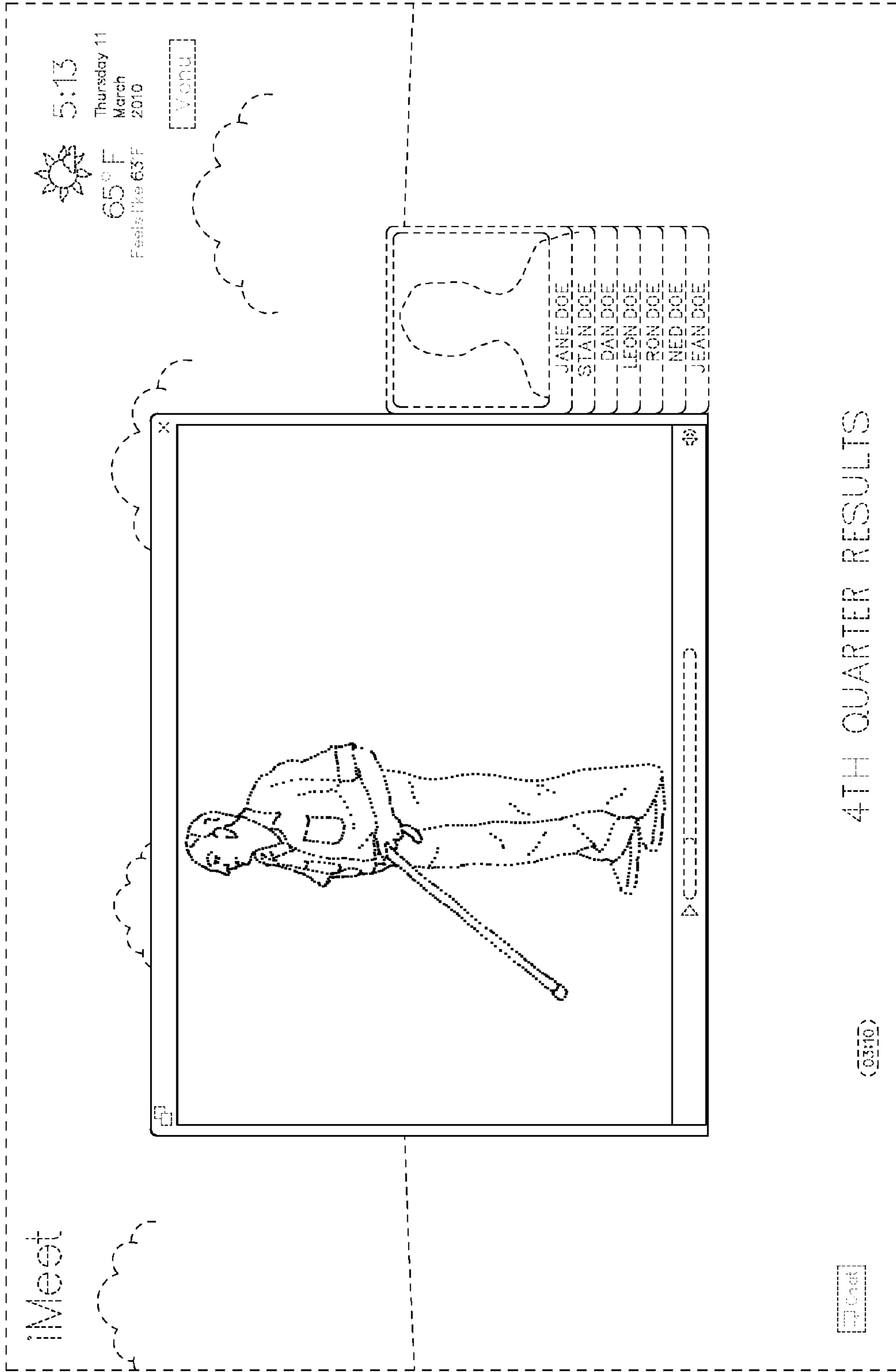
Feels like 63° F

X



http://www.meet.com/jane.doe@meet.com

FIG. 8



(03:10) 4TH QUARTER RESULTS
 © 2010 American Teleconferencing Services, Ltd.