



US00D642583S

(12) **United States Design Patent**
Dittmer et al.

(10) **Patent No.:** **US D642,583 S**
(45) **Date of Patent:** **** Aug. 2, 2011**

(54) **SWING ARM, TILT POSITIONABLE MOUNT FOR ELECTRONIC DISPLAY**

5,537,290 A 7/1996 Brown et al.
5,553,820 A 9/1996 Karten et al.
5,713,549 A 2/1998 Shieh

(75) Inventors: **Jay Dittmer**, Prior Lake, MN (US); **Jeff Bremmon**, Shakopee, MN (US); **Jamie Brandt**, Shakopee, MN (US)

(Continued)

(73) Assignee: **Milestone AV Technologies LLC**, Savage, MN (US)

OTHER PUBLICATIONS

U.S. Appl. No. 29/330,463, filed Jan. 7, 2009, Grey et al.

(**) Term: **14 Years**

(Continued)

(21) Appl. No.: **29/364,772**

Primary Examiner — Angela J Lee

(22) Filed: **Jun. 28, 2010**

(74) *Attorney, Agent, or Firm* — Patterson Thuent Christensen Pedersen, P.A.

(51) **LOC (9) Cl.** **08-07**

(52) **U.S. Cl.** **D14/452**

(58) **Field of Classification Search** D14/448,
D14/439, 440, 447, 449, 450, 451, 452, 432,
D14/434, 457, 336, 337, 339, 340, 371, 372,
D14/373, 374, 375, 376, 377, 378, 379, 380,
D14/381, 382, 126, 127, 128, 129, 203.8,
D14/217, 238.1, 239; 345/905; 248/917,
248/918, 919, 920, 921, 922, 923, 924; 348/184,
348/739, 761, 791, 825, 834, 835; 349/58,
349/60; D6/406.1, 406.3, 406.4, 406.5, 406.6;
D8/363, 380; 361/679.06, 679.02, 679.09,
361/679.21, 679.3, 679.55, 679.56, 679.26,
361/679.27

(57) **CLAIM**

The ornamental design for a swing arm, tilt positionable mount for an electronic display, as shown and described.

See application file for complete search history.

DESCRIPTION

(56) **References Cited**

U.S. PATENT DOCUMENTS

2,828,098 A	3/1958	Lehmann
3,574,340 A	4/1971	Busche
4,527,766 A	7/1985	Krenz
4,627,210 A	12/1986	Beaulieu
4,814,759 A	3/1989	Gombrich et al.
4,893,777 A	1/1990	Gassaway
4,960,256 A	10/1990	Chihara et al.
5,080,311 A	1/1992	Engstrom
5,165,644 A	11/1992	Allen
5,322,255 A	6/1994	Garrett

FIG. 1 is a front perspective view of an swing arm, tilt positionable mount for an electronic display according to the invention, with a connected display interface portion depicted in broken lines;

FIG. 2 is a front perspective view of the swing arm, tilt positionable mount for an electronic display of FIG. 1, depicted with the broken line display interface portion omitted for purposes of clarity;

FIG. 3 is a front elevation view of the swing arm, tilt positionable mount for an electronic display of FIG. 2;

FIG. 4 is a right side elevation view of the swing arm, tilt positionable mount for an electronic display of FIG. 2;

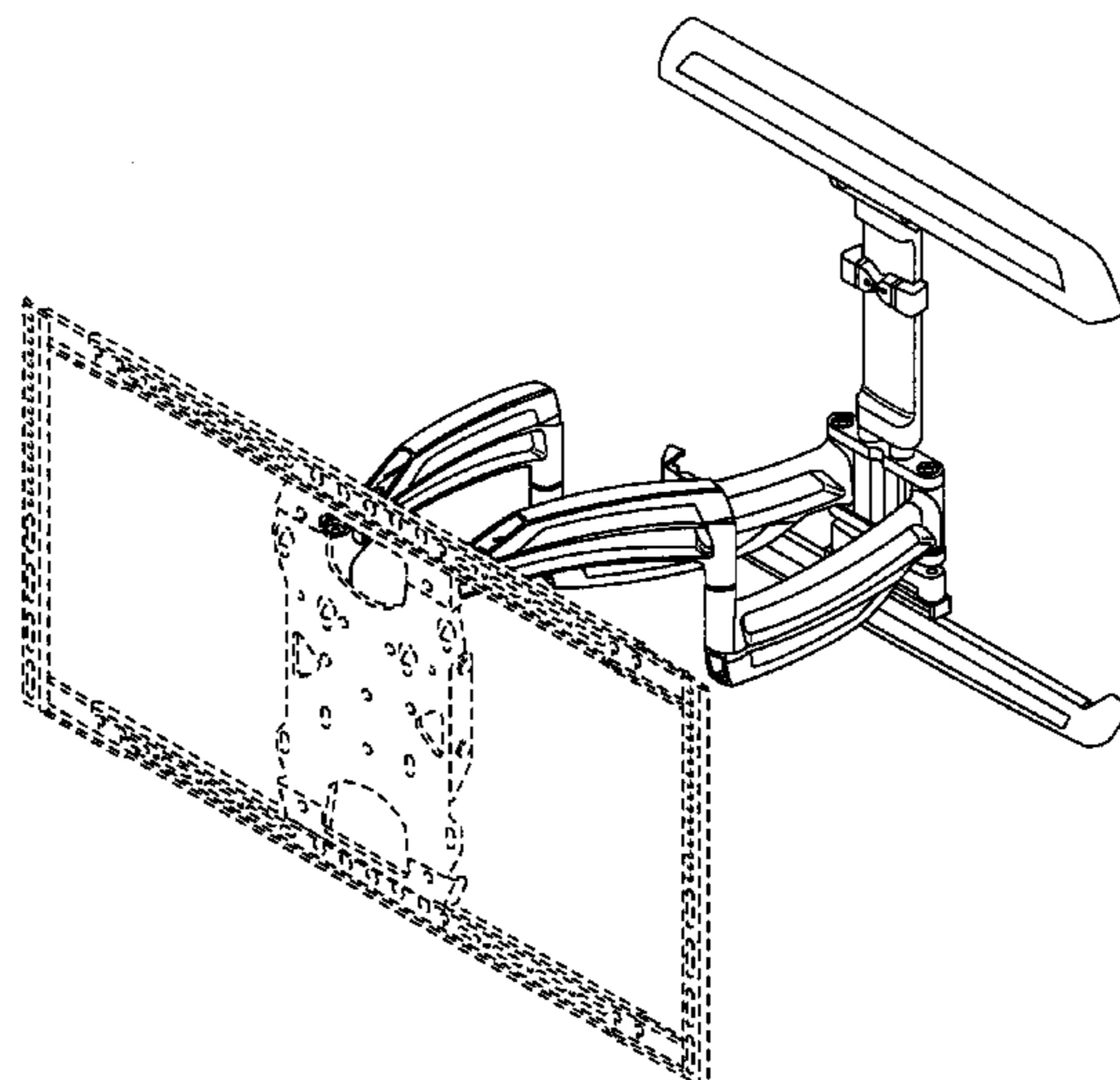
FIG. 5 is a left side elevation view of the swing arm, tilt positionable mount for an electronic display of FIG. 2;

FIG. 6 is a top plan view of the swing arm, tilt positionable mount for an electronic display of FIG. 2; and,

FIG. 7 is a bottom plan view of the swing arm, tilt positionable mount for an electronic display of FIG. 2.

The broken line showing of a display interface portion is included for the purpose of illustrating environmental structure and forms no part of the claimed design.

1 Claim, 7 Drawing Sheets



US D642,583 S

Page 2

U.S. PATENT DOCUMENTS

5,715,138	A	2/1998	Choi	6,585,203	B1	7/2003	Euker	
5,743,503	A	4/1998	Voeller et al.	6,592,090	B1	7/2003	Li	
5,772,174	A	6/1998	Hirsch et al.	6,594,143	B2	7/2003	Yano et al.	
5,842,672	A	12/1998	Sweere et al.	6,604,722	B1	8/2003	Tan	
5,854,735	A	12/1998	Cheng	6,752,363	B2	6/2004	Boele	
5,924,665	A	7/1999	Sweere et al.	6,783,105	B2	8/2004	Oddsens, Jr.	
5,941,493	A	8/1999	Cheng	6,796,540	B1	9/2004	Manceor	
5,995,179	A	11/1999	Tamura et al.	6,886,701	B2	5/2005	Hong et al.	
6,019,332	A	2/2000	Sweere et al.	6,905,101	B1	6/2005	Dittmer	
6,021,720	A	2/2000	Boos et al.	7,048,242	B2	5/2006	Oddsens, Jr. et al.	
6,045,103	A	4/2000	Costa et al.	7,100,880	B2	9/2006	Oddsens, Jr. et al.	
6,098,952	A	8/2000	Tonn	D539,128	S *	3/2007	Ly Hau et al.	D8/373
6,102,348	A	8/2000	O'Neill	D540,332	S	4/2007	Dittmer et al.	
6,189,850	B1	2/2001	Liao et al.	7,395,996	B2	7/2008	Dittmer	
6,340,146	B1	1/2002	Tzeng	7,398,950	B2	7/2008	Hung	
6,347,776	B1	2/2002	Chuang	D580,742	S *	11/2008	Short	D8/363
6,354,549	B2	3/2002	Sweere et al.	D580,743	S *	11/2008	Short	D8/363
6,361,012	B1	3/2002	Chang	D581,915	S *	12/2008	Sculler et al.	D14/239
6,378,830	B1	4/2002	Lu	D603,852	S *	11/2009	Le	D14/239
6,394,403	B1	5/2002	Hung	D605,185	S *	12/2009	Russell et al.	D14/239
6,402,109	B1	6/2002	Dittmer	D606,522	S *	12/2009	Le	D14/239
6,416,027	B1	7/2002	Hart	D611,479	S *	3/2010	Hau et al.	D14/452
6,418,010	B1	7/2002	Sawyer	D620,943	S *	8/2010	Grey et al.	D14/452
6,453,409	B1	9/2002	Nakamura	D621,820	S *	8/2010	Liang	D14/239
6,478,275	B1	11/2002	Huang	D623,177	S *	9/2010	Molter et al.	D14/239
6,484,987	B2	11/2002	Weaver	7,793,903	B2	9/2010	Dittmer et al.	
6,494,429	B2	12/2002	Tajima	D627,767	S *	11/2010	Molter et al.	D14/239
6,543,734	B2	4/2003	Yeh	D627,787	S *	11/2010	Grey et al.	D14/452
6,554,242	B2	4/2003	Kim	2004/0178312	A1	9/2004	Parsons	
6,559,829	B1	5/2003	Matsuo et al.					
6,560,094	B2	5/2003	Schmidt					
6,575,419	B1	6/2003	Masuda et al.					

OTHER PUBLICATIONS

Sanus Systems Catalog © 2010 Milestone AV Technologies, 8 Pgs.

* cited by examiner

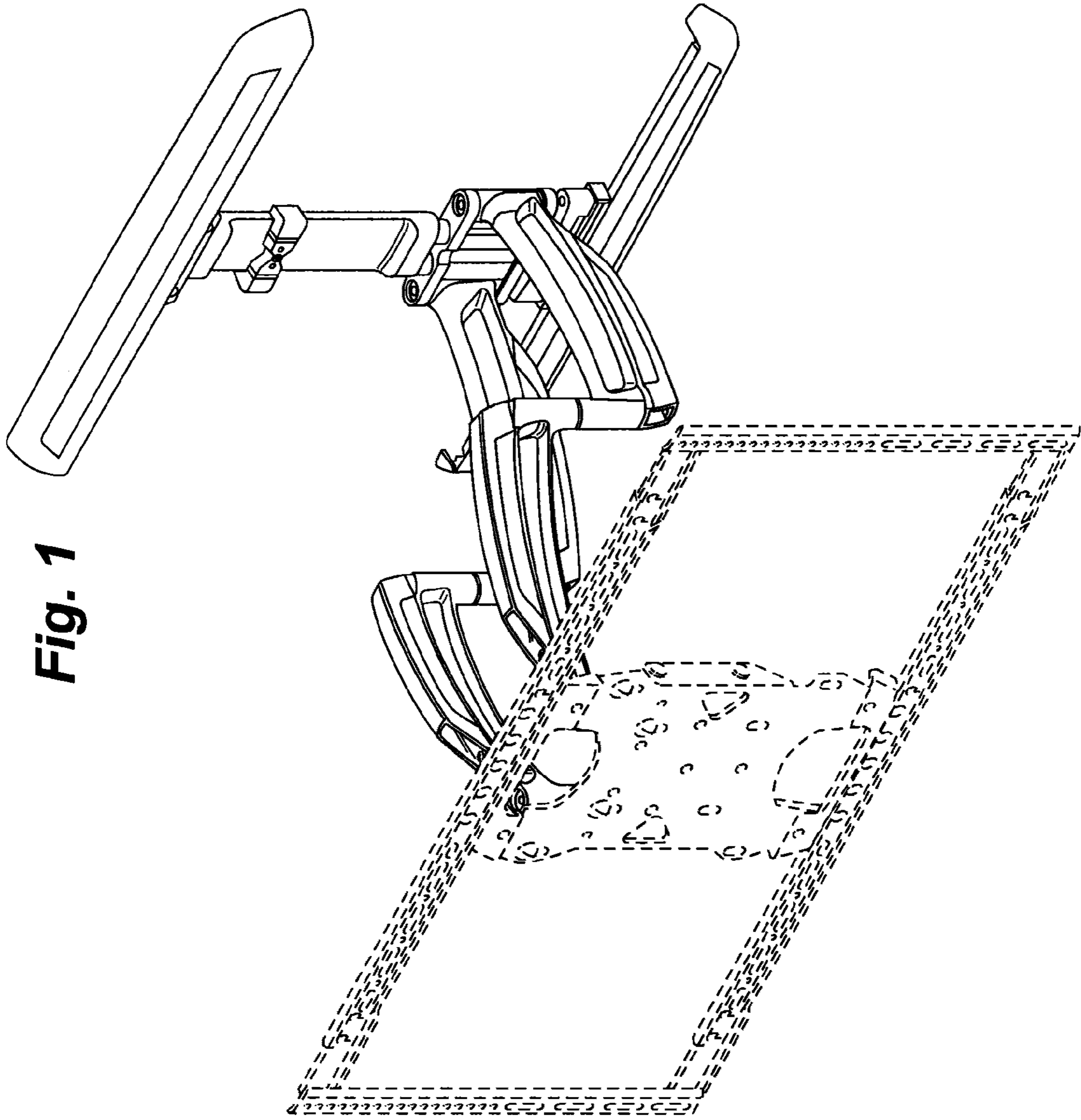


Fig. 1

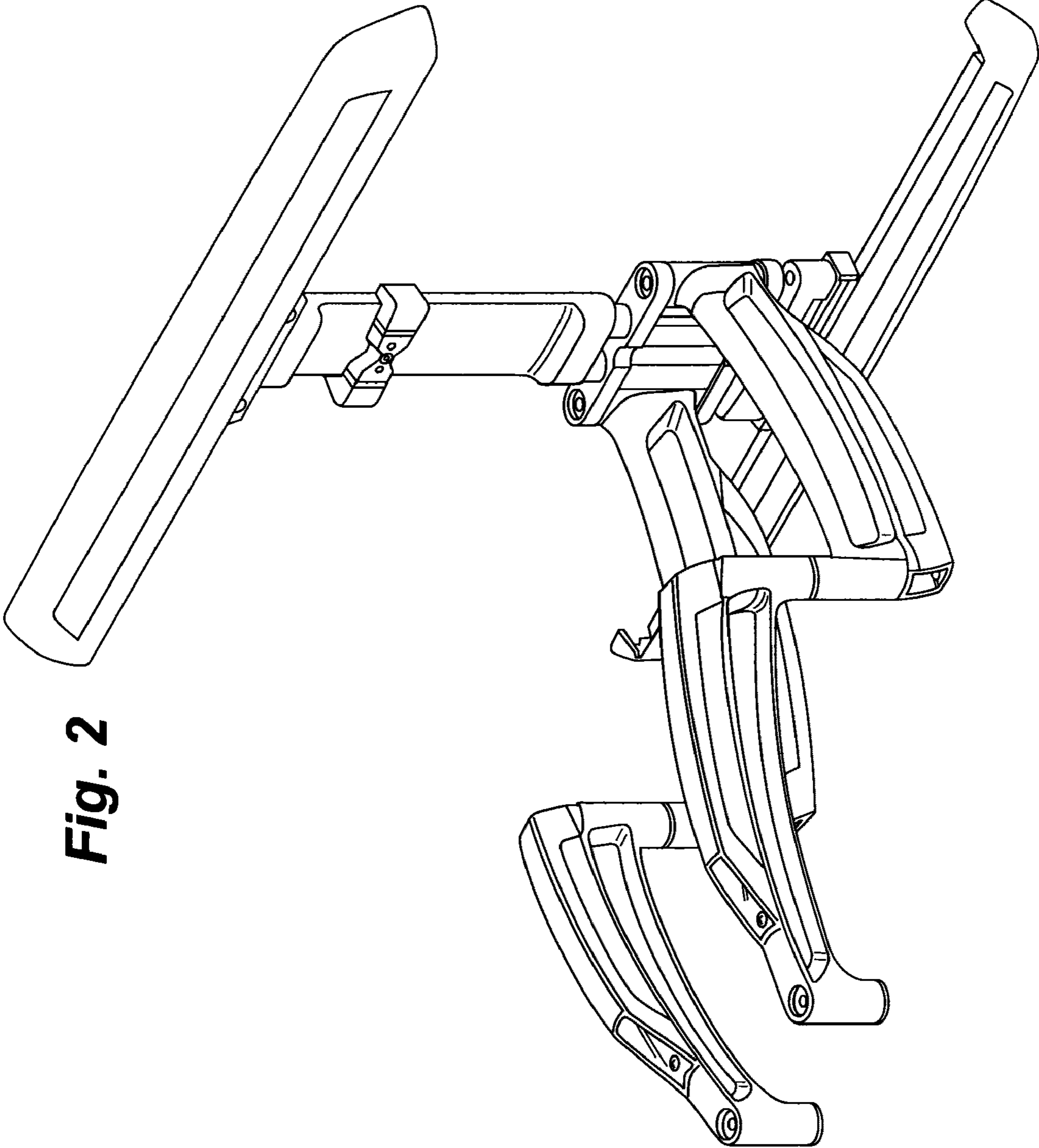


Fig. 2

Fig. 3

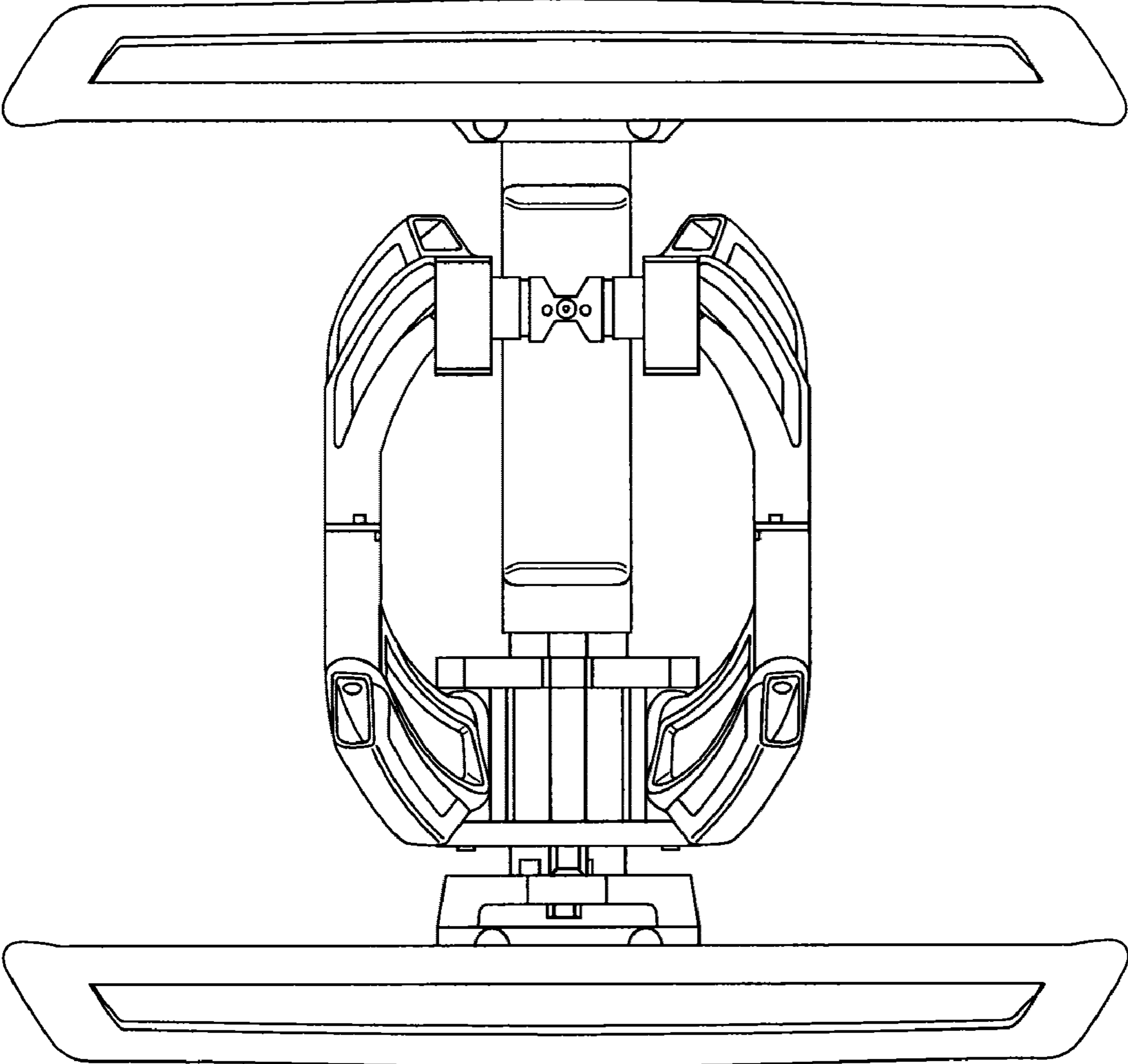


Fig. 4

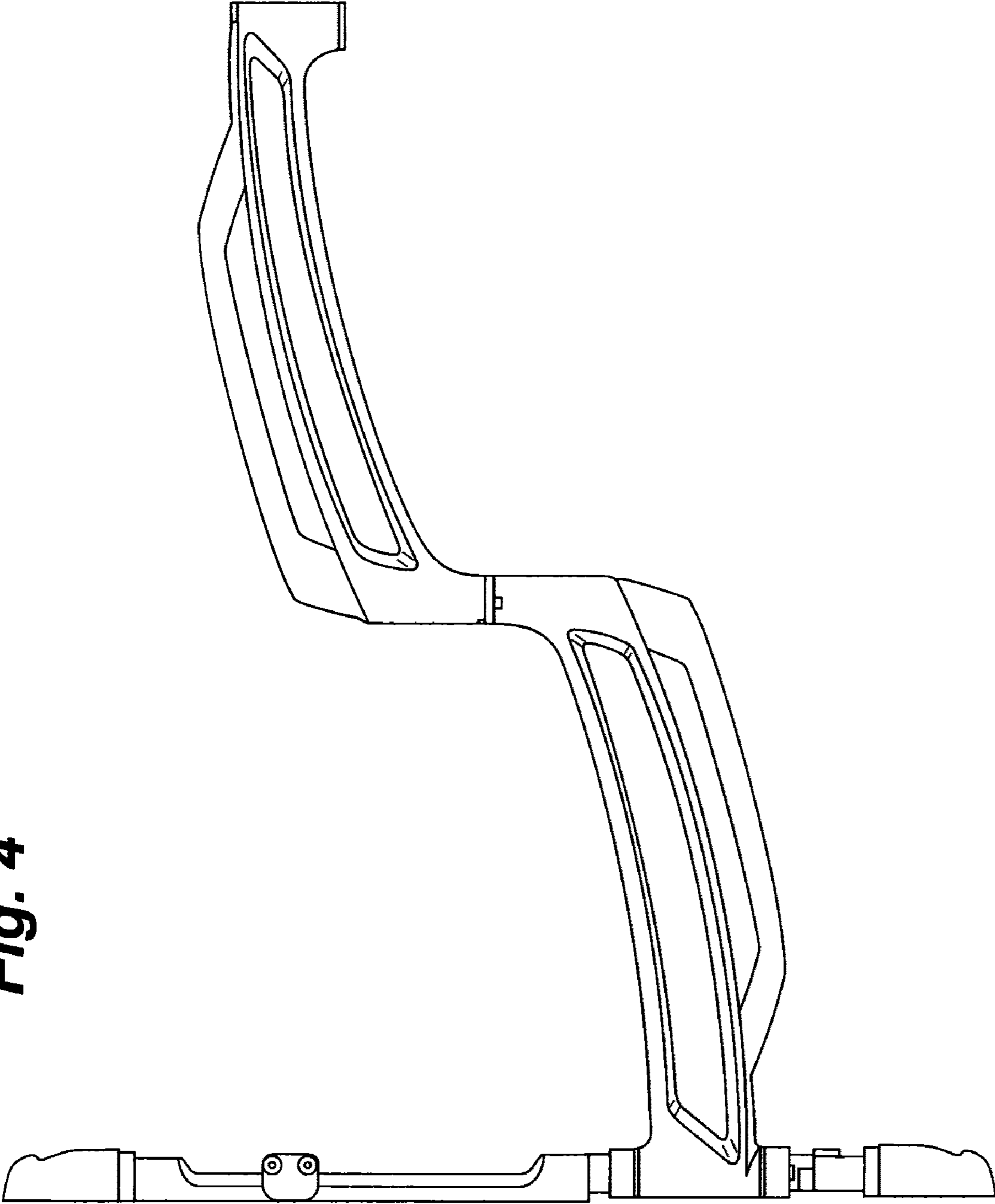


Fig. 5

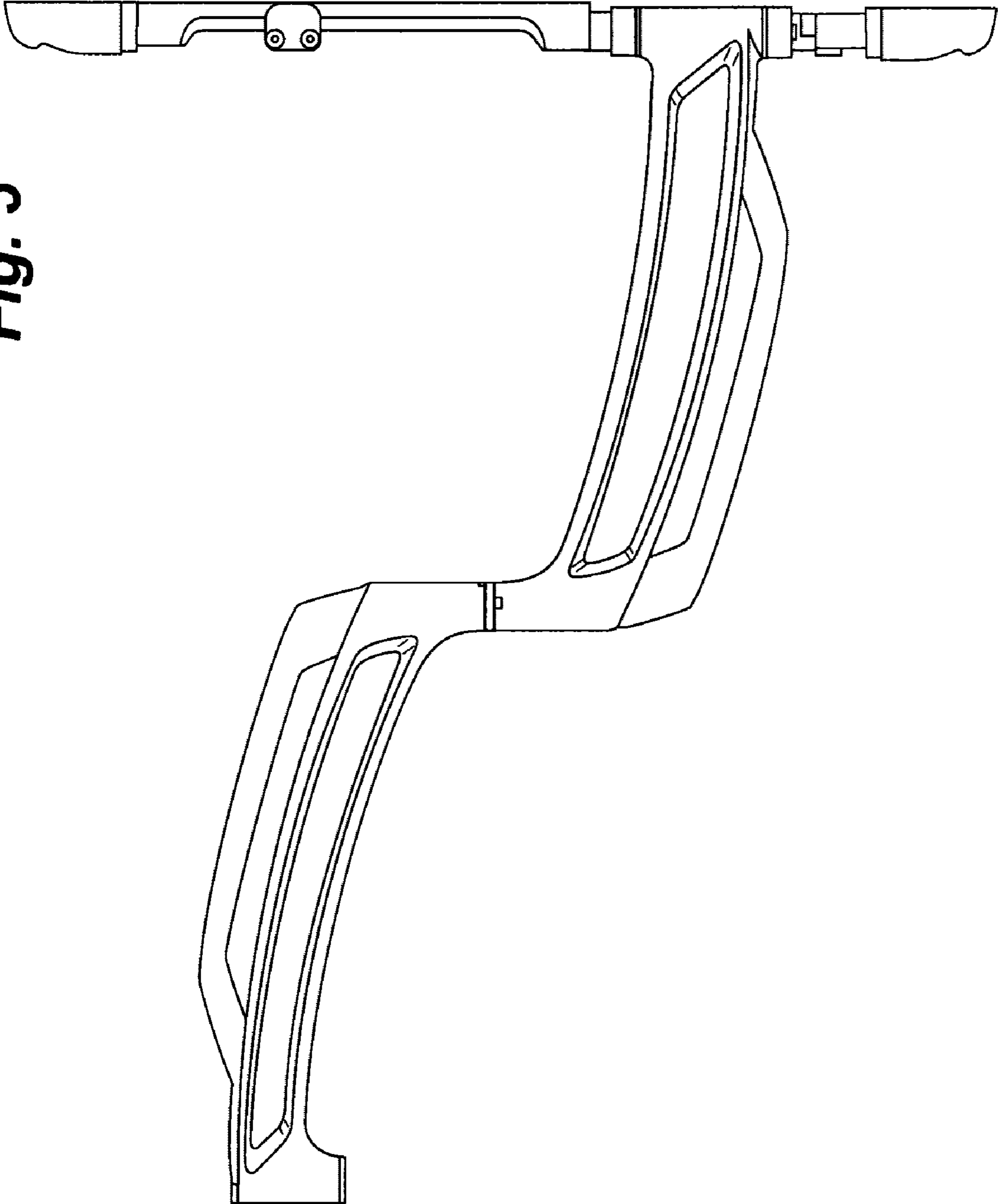


Fig. 6

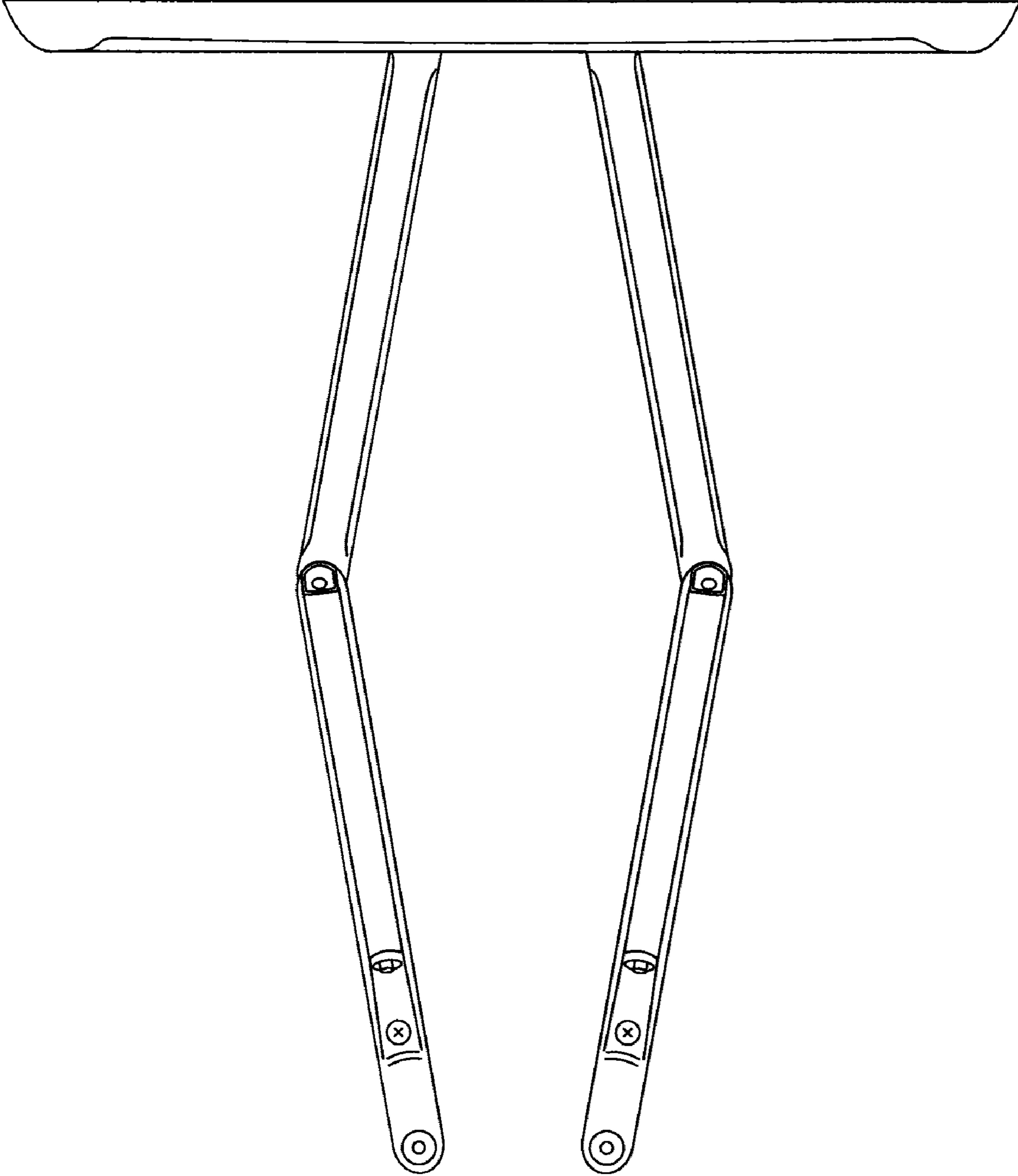


Fig. 7

