

US00D642580S

(12) **United States Design Patent**
Lee et al.

(10) **Patent No.:** **US D642,580 S**
(45) **Date of Patent:** **** Aug. 2, 2011**

(54) **FRONT BEZEL FOR COMPUTER ENCLOSURE**

(75) Inventors: **Guang-Yao Lee**, Taipei Hsien (TW);
Chao-Chi Chang, Taipei Hsien (TW);
Yun-Dong Xu, Shenzhen (CN);
Yuan-Yuan Liu, Shenzhen (CN);
Chun-Mao Huang, Shenzhen (CN)

(73) Assignee: **Hon Hai Precision Industry Co., Ltd.**,
Tu-Cheng, New Taipei (TW)

(**) Term: **14 Years**

(21) Appl. No.: **29/377,523**

(22) Filed: **Oct. 21, 2010**

(30) **Foreign Application Priority Data**

Jun. 23, 2010 (CN) 2010 3 0213202

(51) **LOC (9) Cl.** **14-02**

(52) **U.S. Cl.** **D14/441**

(58) **Field of Classification Search** D14/441-446,
D14/356, 313, 360-368; D13/162, 184,
D13/199; 312/223.2; 361/679.31-679.33;
369/34.01, 36.01; 360/92.1

See application file for complete search history.

(56) **References Cited**

U.S. PATENT DOCUMENTS

5,781,367 A * 7/1998 Searle et al. 360/92.1
D513,262 S * 12/2005 He et al. D14/441

D514,110 S * 1/2006 Liu et al. D14/441
D517,082 S * 3/2006 Zhou et al. D14/444
D544,867 S * 6/2007 Liu et al. D14/441
D552,103 S * 10/2007 Zhou D14/441
D552,105 S * 10/2007 Ma D14/441
D554,126 S * 10/2007 Li D14/441
D573,149 S * 7/2008 Chen et al. D14/441
D597,548 S * 8/2009 Yang et al. D14/441
2005/0115152 A1 * 6/2005 Levesque et al. 49/192

* cited by examiner

Primary Examiner — Freda Nunn

(74) *Attorney, Agent, or Firm* — Zhigang Ma

(57) **CLAIM**

The ornamental design for a front bezel for computer enclosure, as shown and described.

DESCRIPTION

FIG. 1 is a perspective view of a front bezel for computer enclosure showing our design;

FIG. 2 is a front elevational view thereof;

FIG. 3 is a right-side, elevational view thereof;

FIG. 4 is a left-side, elevational view thereof;

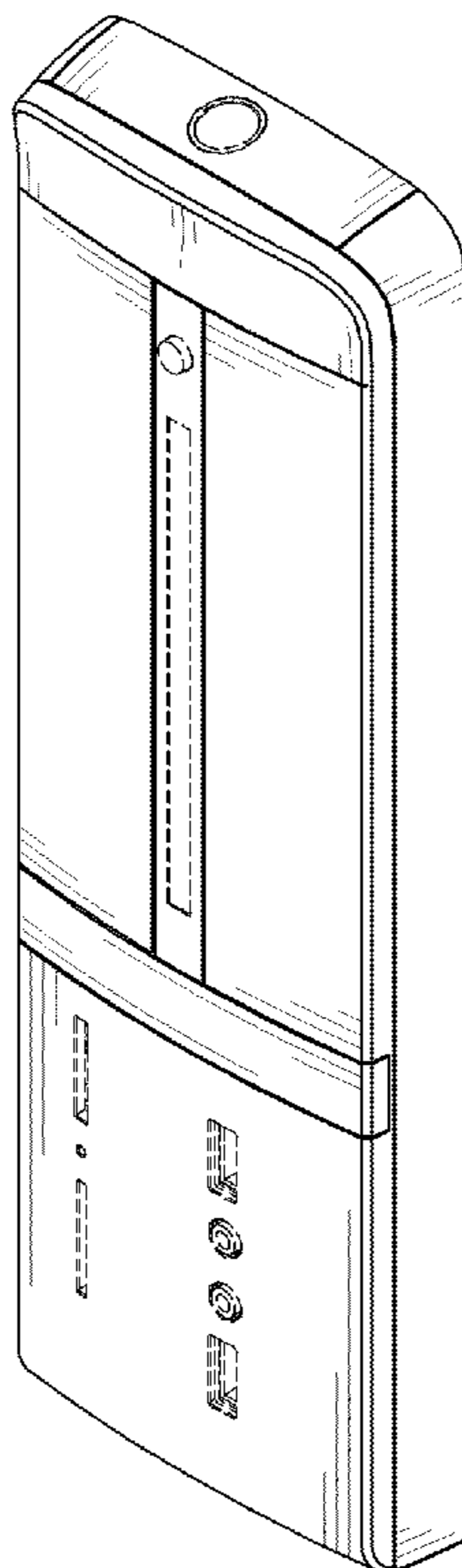
FIG. 5 is a top plan view thereof;

FIG. 6 is a bottom plan view thereof; and,

FIG. 7 is a perspective view of the front bezel being mounted to a computer enclosure.

The broken lines are included for the purposes of illustrating environmental structure and form no part of the claimed design.

1 Claim, 7 Drawing Sheets



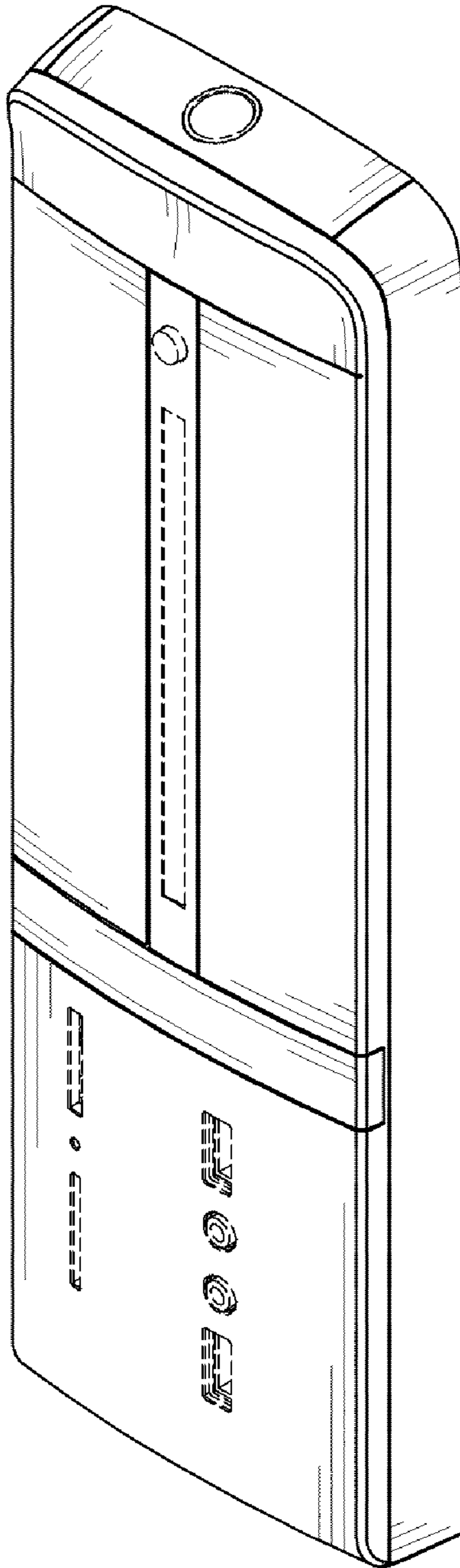


FIG. 1

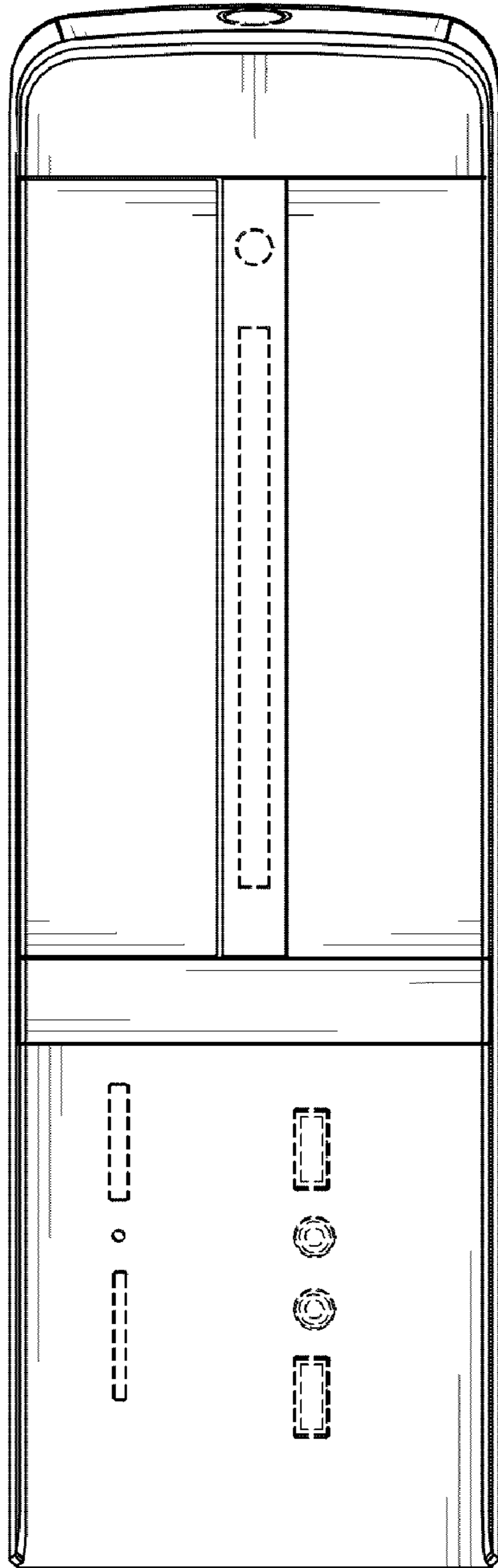


FIG. 2




FIG. 3




FIG. 4

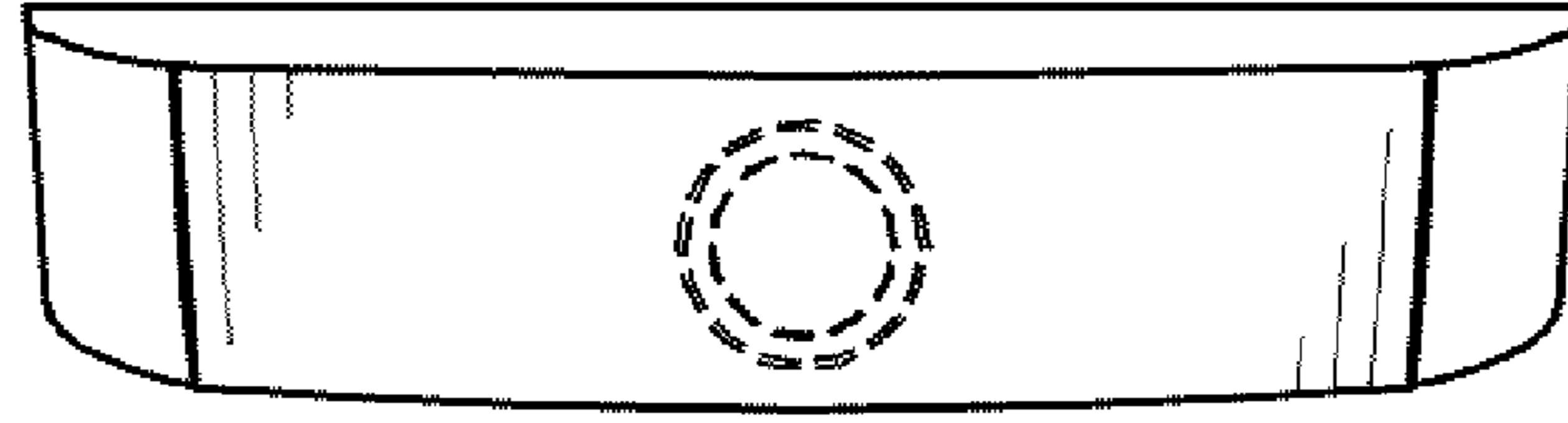


FIG. 5

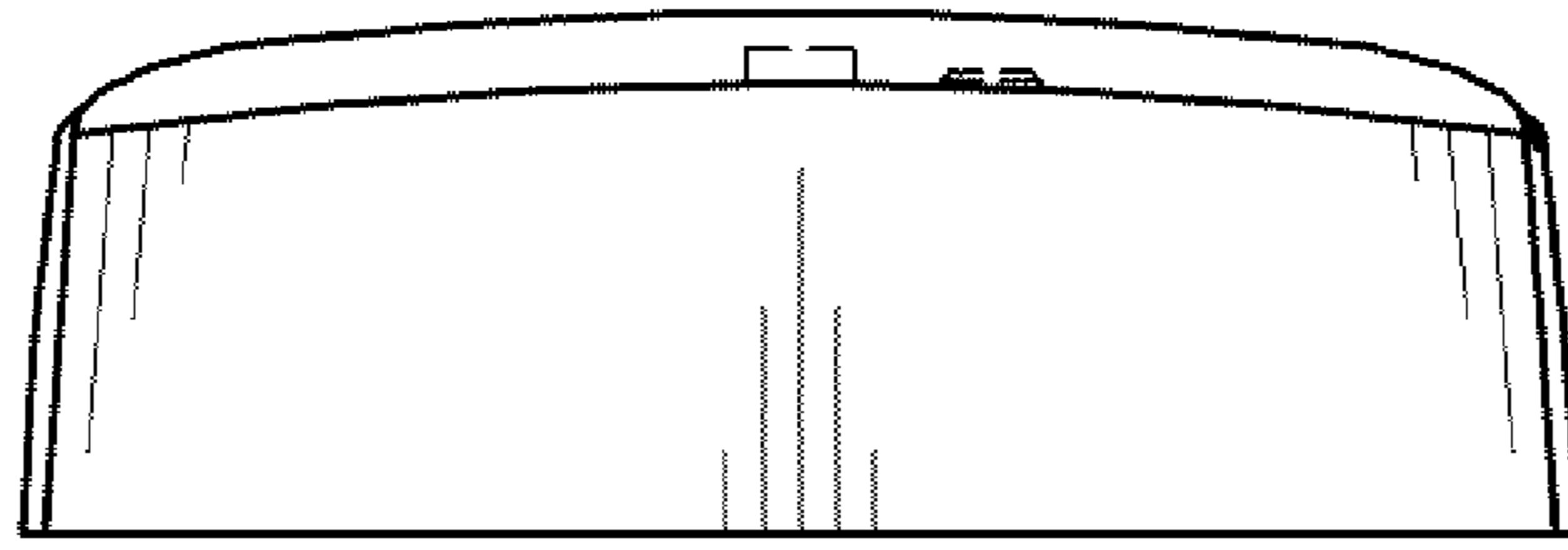


FIG. 6

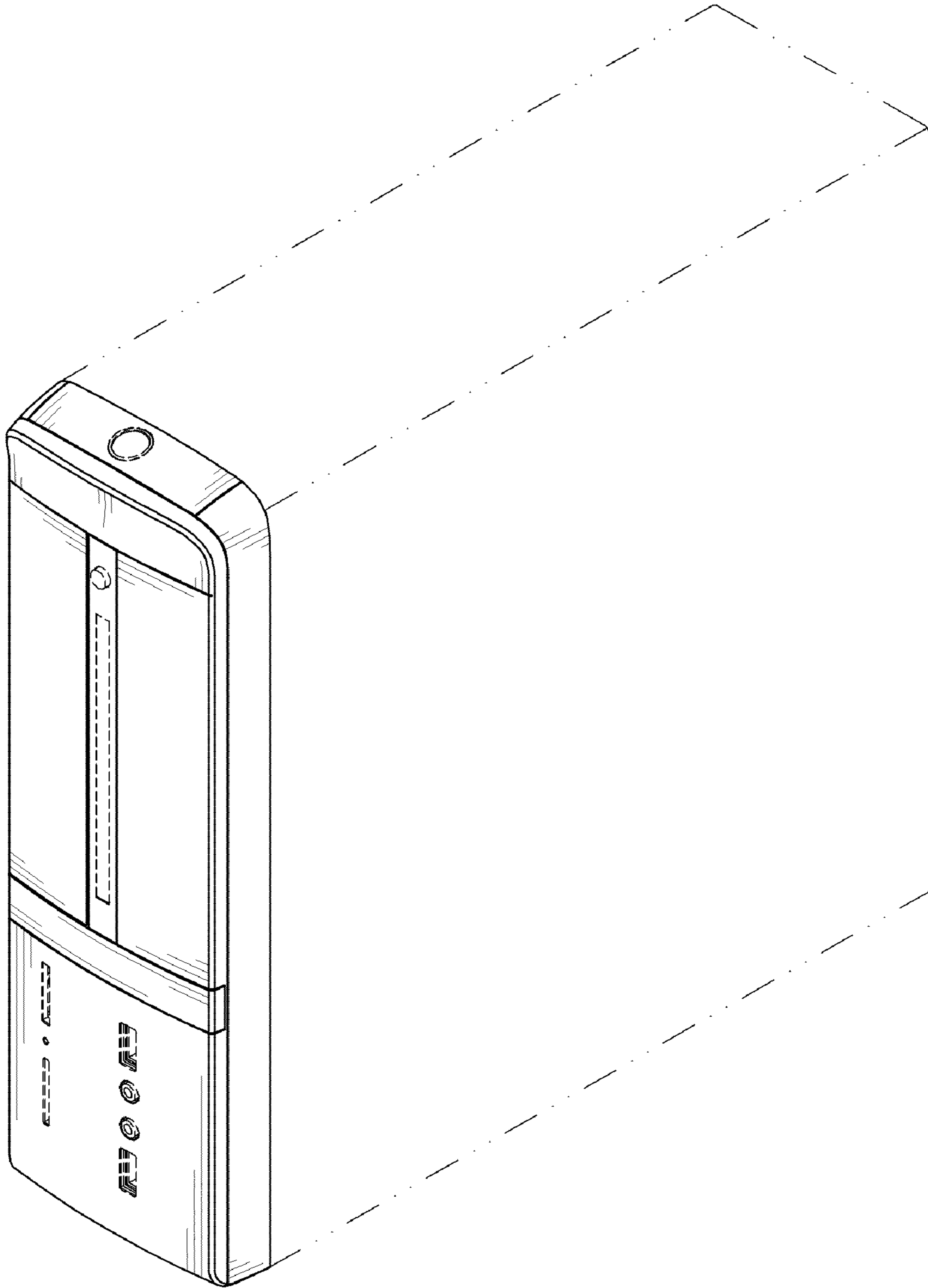


FIG. 7