



US00D642575S

(12) **United States Design Patent**
Kim et al.

(10) **Patent No.:** **US D642,575 S**
(45) **Date of Patent:** **** Aug. 2, 2011**

(54) **ELECTRONIC MOUSE**
(75) Inventors: **Young Soo Kim**, Bellevue, WA (US);
Anthony Reed, Seattle, WA (US);
Monique Chatterjee, Seattle, WA (US)

(73) Assignee: **Microsoft Corporation**, Redmond, WA (US)

(**) Term: **14 Years**

(21) Appl. No.: **29/362,740**

(22) Filed: **May 28, 2010**

(51) **LOC (9) Cl.** **14-02**

(52) **U.S. Cl.** **D14/410**

(58) **Field of Classification Search** D14/402-411,
D14/356, 388, 389, 383-385, 417, 426;
345/156-167; 463/36-38; 358/471, 473;
273/148 B

See application file for complete search history.

(56) **References Cited**

U.S. PATENT DOCUMENTS

D284,284 S *	6/1986	Manock et al.	D14/407
D288,569 S *	3/1987	Ida	D14/407
D302,426 S *	7/1989	Bradley et al.	D14/402
D306,017 S *	2/1990	Shulman et al.	D14/410
D307,137 S *	4/1990	Alfonso	D14/410
D313,981 S *	1/1991	Yang	D14/410
D326,848 S *	6/1992	Shiraishi	D14/410
D331,230 S *	11/1992	Yang	D14/407
D335,874 S *	5/1993	Chen	D14/407
D335,875 S *	5/1993	Chen	D14/407
D340,926 S *	11/1993	Lin	D14/410
D349,280 S *	8/1994	Kaneko	D14/410
D359,277 S *	6/1995	Dann et al.	D14/402
D375,729 S	11/1996	Aeschbacher et al.	
D386,163 S *	11/1997	Cheng	D14/407
6,636,198 B1	10/2003	Gross et al.	
D493,796 S	8/2004	Lin et al.	
D507,573 S	7/2005	Wang et al.	
D528,118 S *	9/2006	Canavan et al.	D14/407
D534,168 S *	12/2006	Wada	D14/407
D545,822 S	7/2007	Murakami	
D575,784 S	8/2008	Chatterjee	

D577,725 S	9/2008	Chatterjee
D581,929 S	12/2008	Chatterjee
D593,093 S	5/2009	Chatterjee
D593,094 S	5/2009	Chatterjee
D593,095 S	5/2009	Chatterjee
D611,474 S	3/2010	Chatterjee
D616,443 S	5/2010	Chatterjee

(Continued)

OTHER PUBLICATIONS

Photos of the Microsoft Arc mouse, 1 color sheet, Microsoft Corporation, 2008.

(Continued)

Primary Examiner — Austin Murphy

(74) *Attorney, Agent, or Firm* — Banner & Witcoff, Ltd.

(57) **CLAIM**

The ornamental design for an electronic mouse, as shown and described.

DESCRIPTION

FIG. 1 is a perspective view of an electronic mouse, showing our new design;

FIG. 2 is a top view thereof;

FIG. 3 is a bottom view thereof;

FIG. 4 is a front view thereof;

FIG. 5 is a rear view thereof;

FIG. 6 is a right side view thereof;

FIG. 7 is a left side view thereof;

FIG. 8 is a perspective view of the electronic mouse of FIGS. 1-7, shown without shading and with no disclaimed elements in broken lines;

FIG. 9 is a top view thereof;

FIG. 10 is a bottom view thereof;

FIG. 11 is a front view thereof;


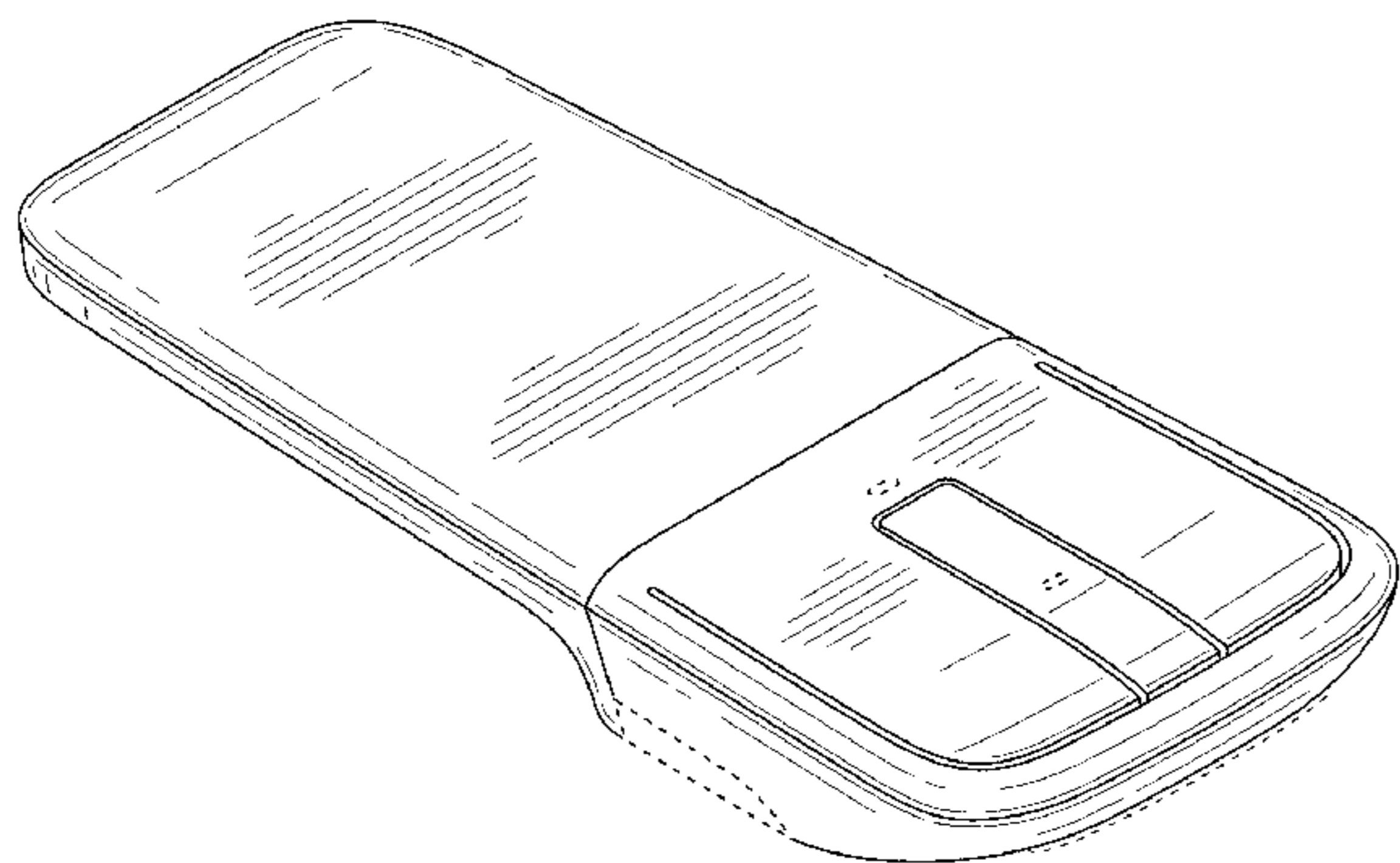
FIG. 12 is a rear view thereof;

FIG. 13 is a right side view thereof; and,

FIG. 14 is a left side view thereof.

The broken lines shown in FIGS. 1-7 represent portions of the electronic mouse that form no part of the claimed design.

1 Claim, 8 Drawing Sheets



US D642,575 S

Page 2

U.S. PATENT DOCUMENTS

D617,324 S * 6/2010 Fang et al. D14/402
D621,838 S * 8/2010 Hoehn et al. D14/408
D629,804 S * 12/2010 Hoehn et al. D14/408

OTHER PUBLICATIONS

Slimblade Presenter Mouse, 1 color sheet, Kensington Computer Products Group, Date Unknown but prior to the filing date of the present application.

Genius Traveler 915BT Laser Bluetooth Mouse, 1 color sheet, KYE Systems Corp, Date Unknown but prior to the filing date of the present application.

iball Presenter Cordless Mouse, 1 color sheet, Iball, Date Unknown but prior to the filing date of the present application.

* cited by examiner

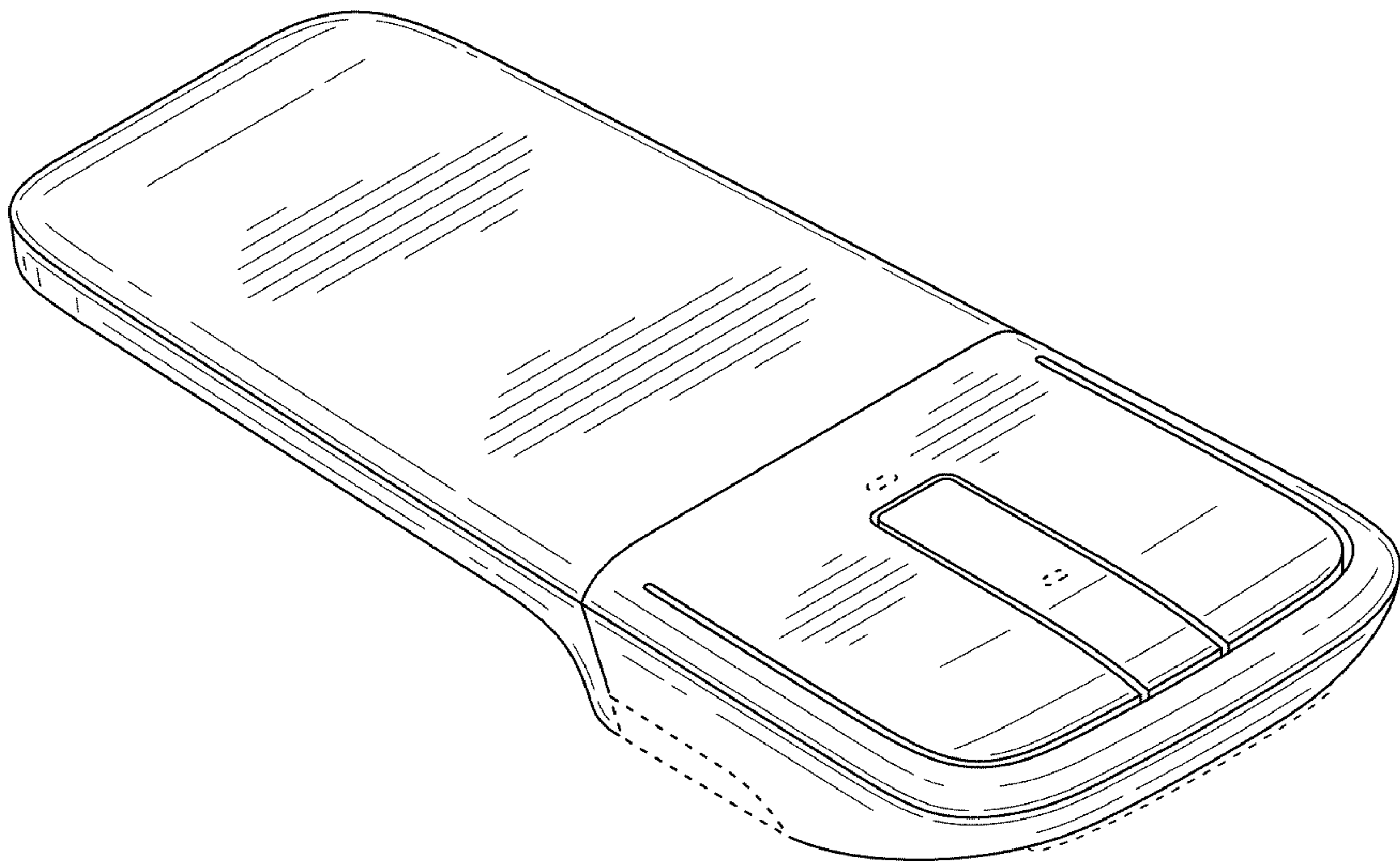


FIG. 1

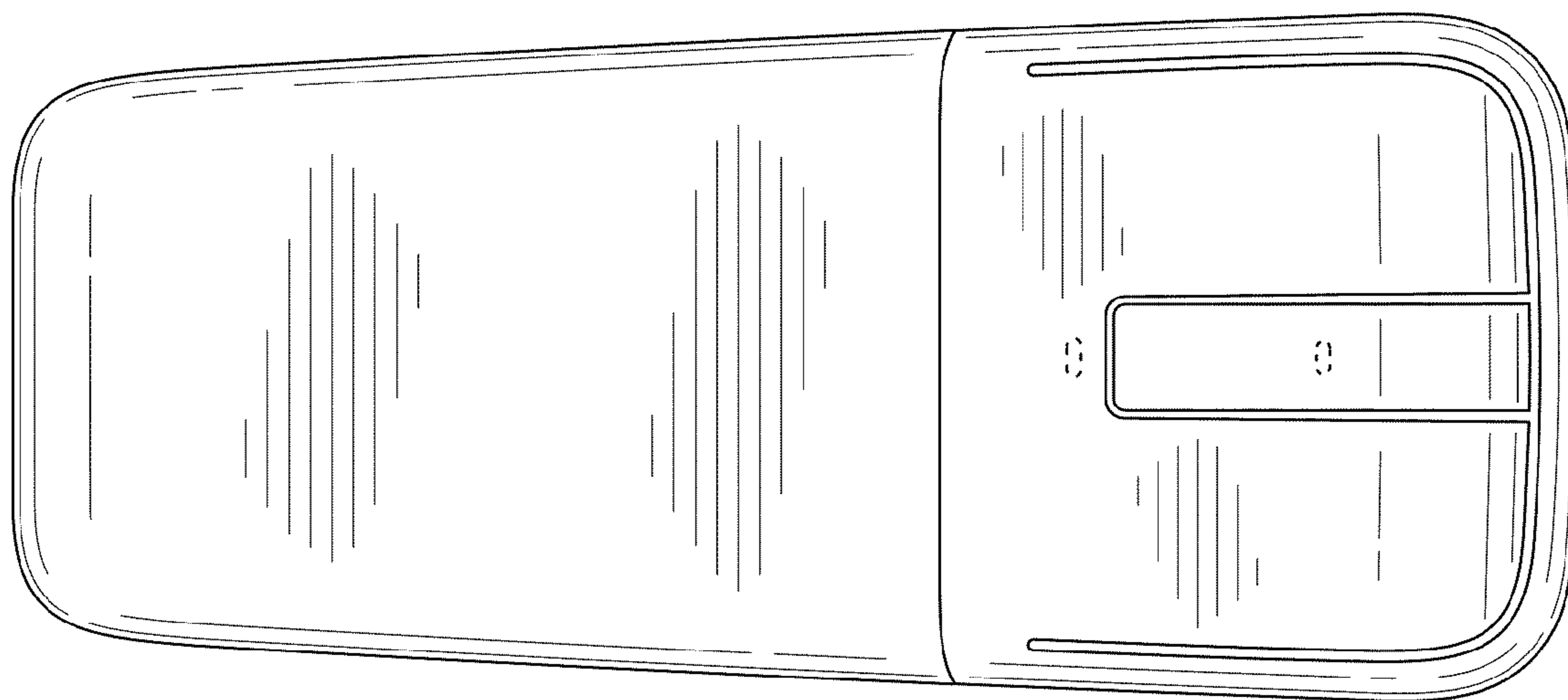


FIG. 2

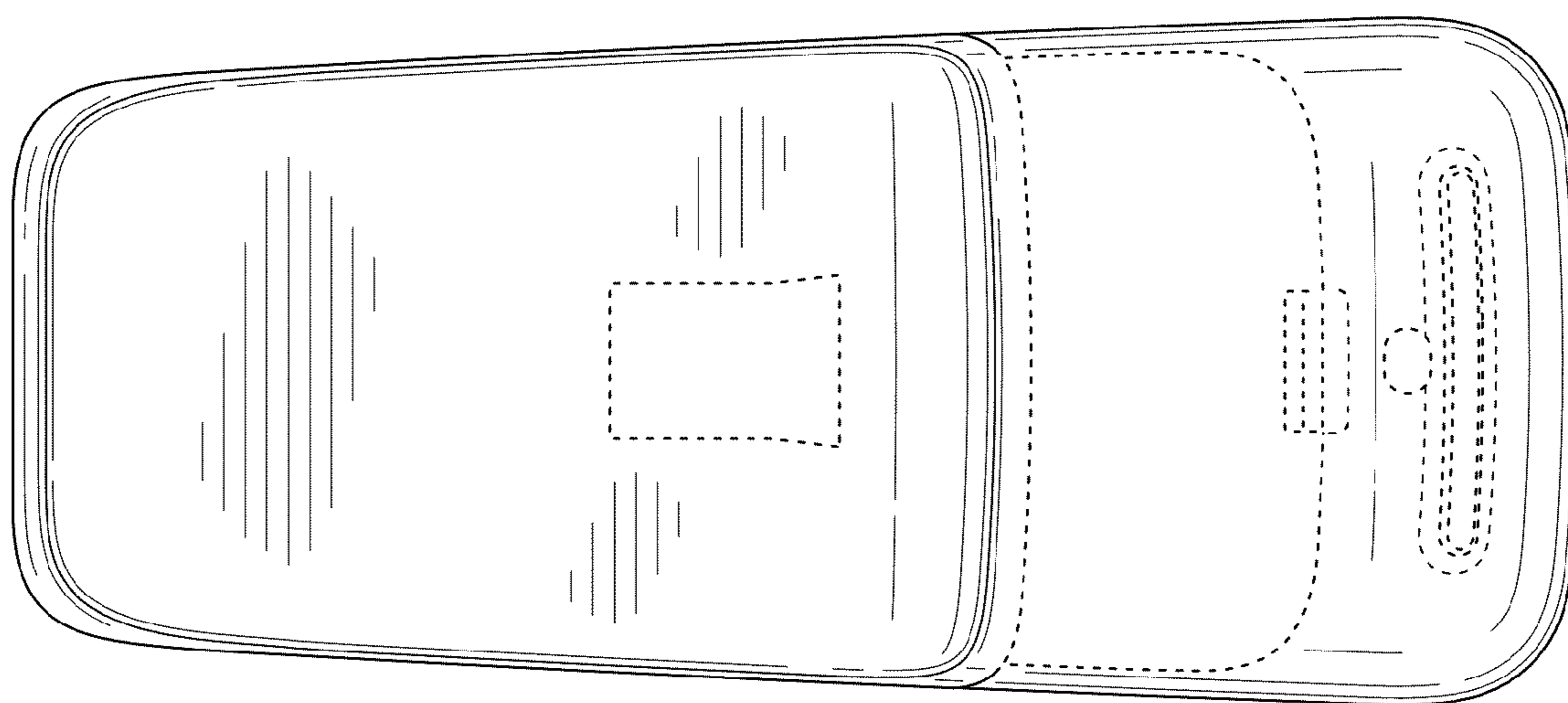


FIG. 3

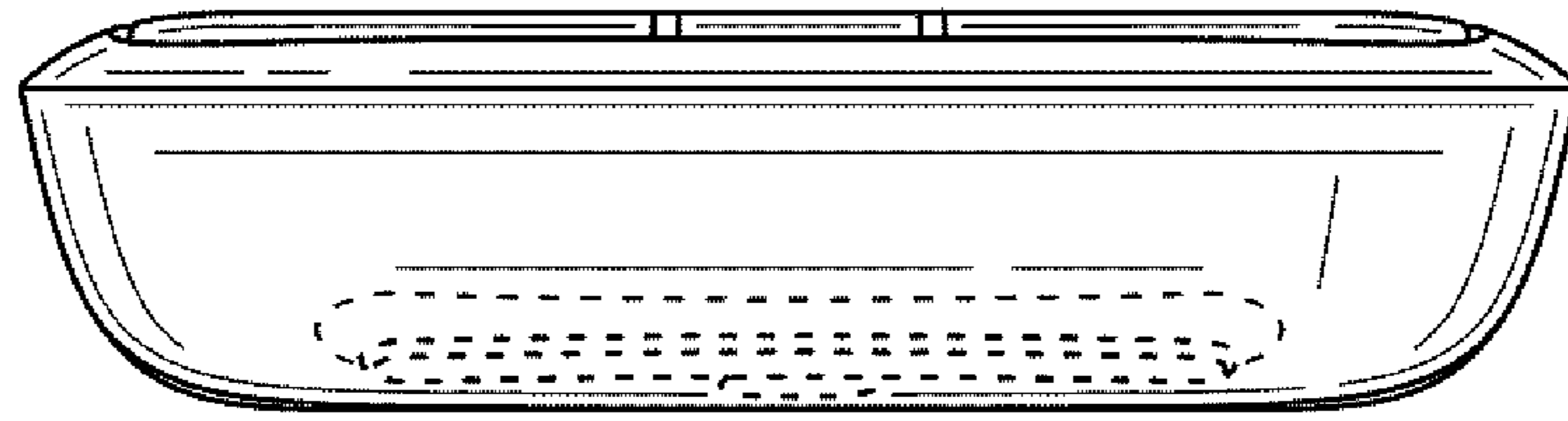


FIG. 4




FIG. 5

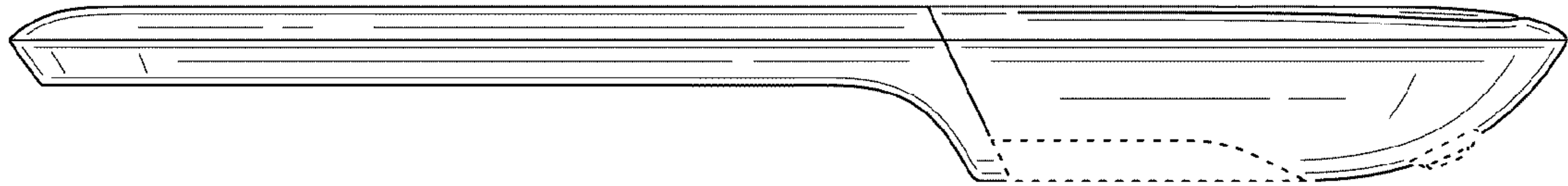


FIG. 6

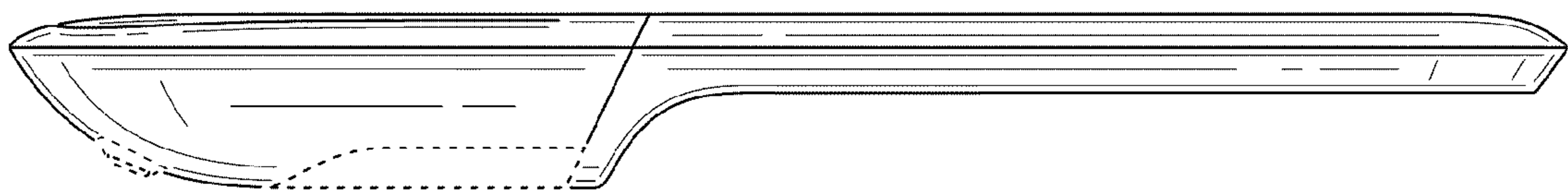


FIG. 7

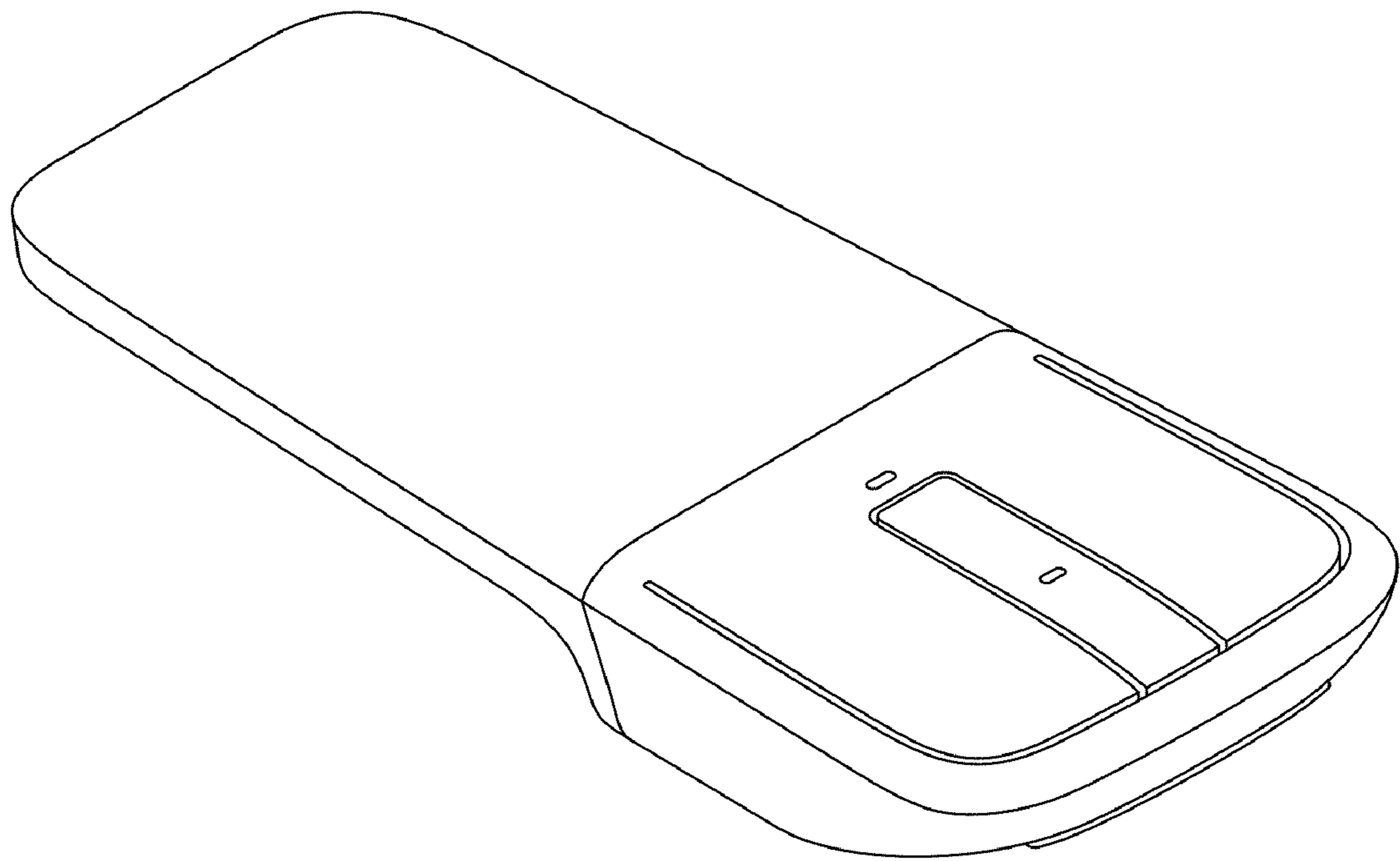


FIG. 8

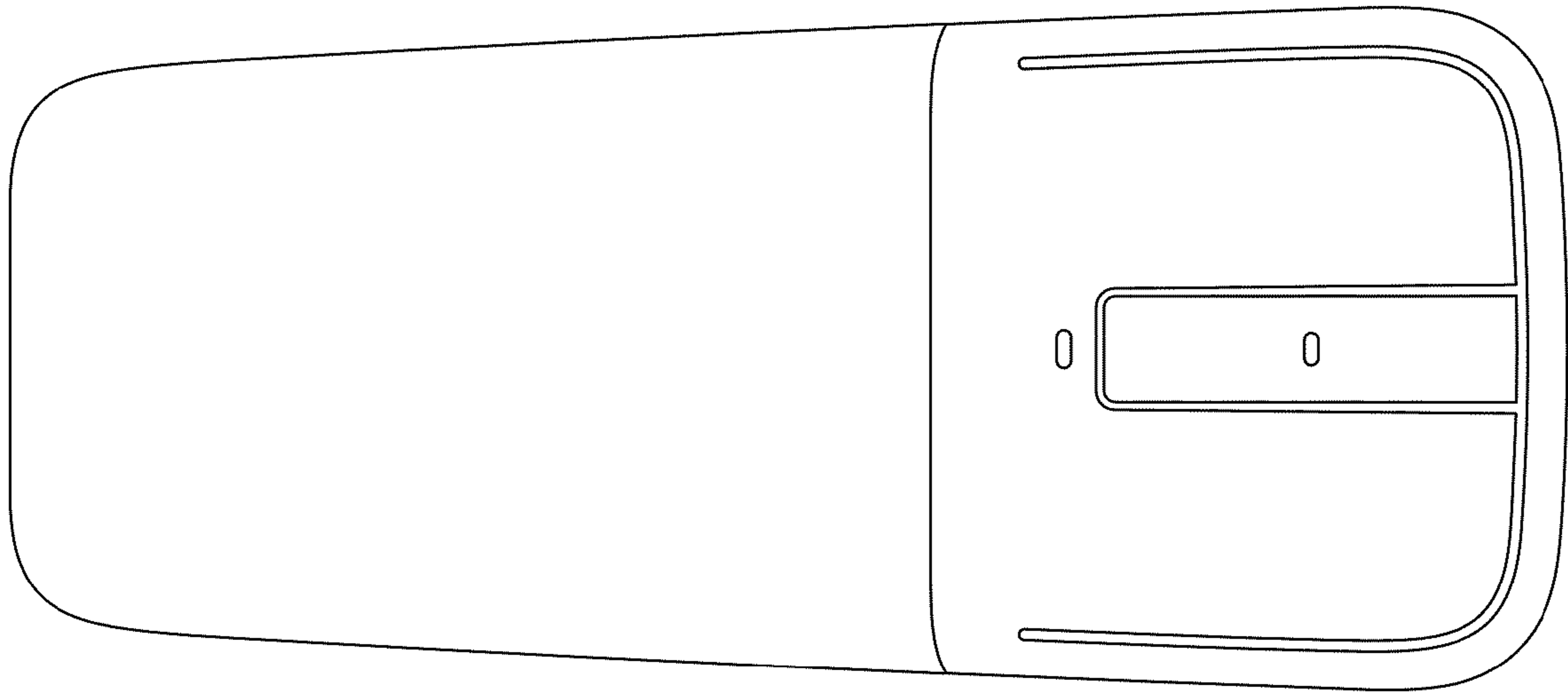


FIG. 9

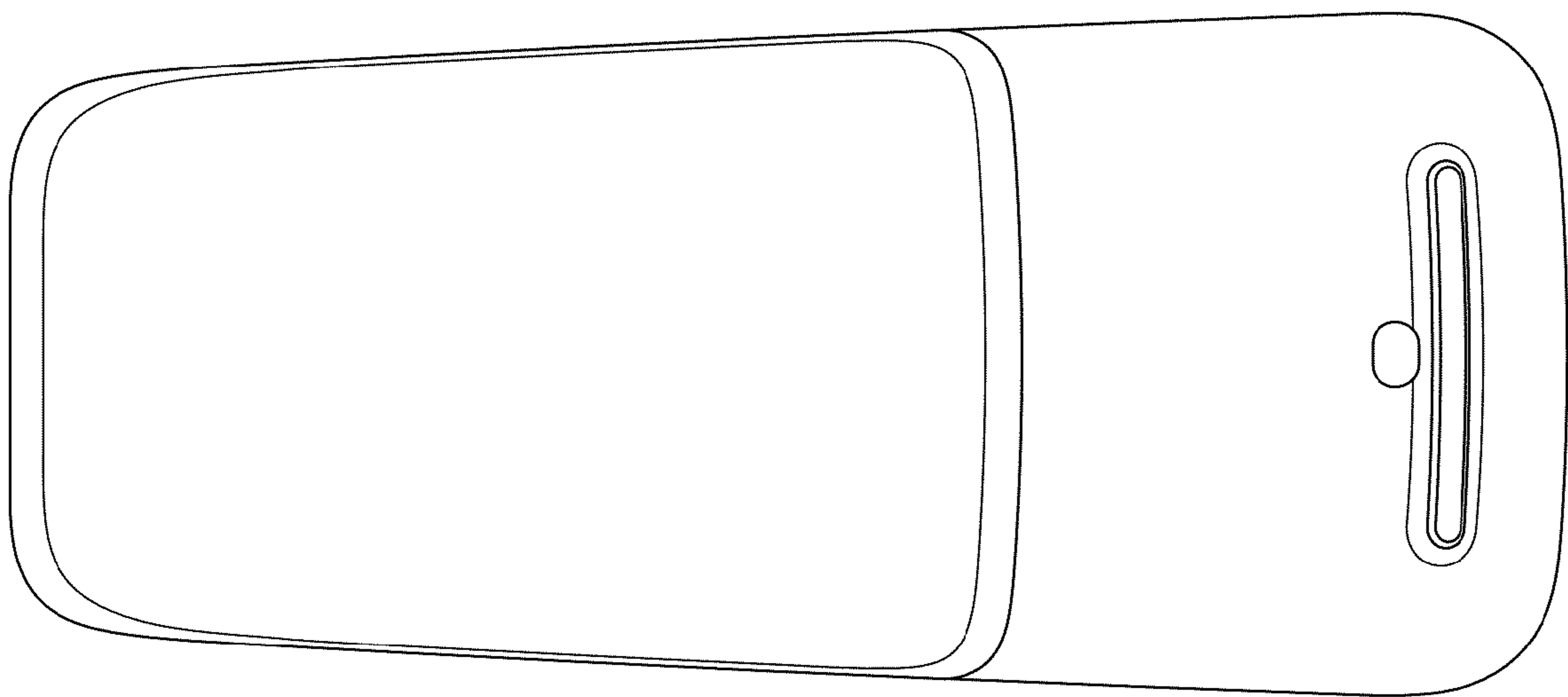


FIG. 10

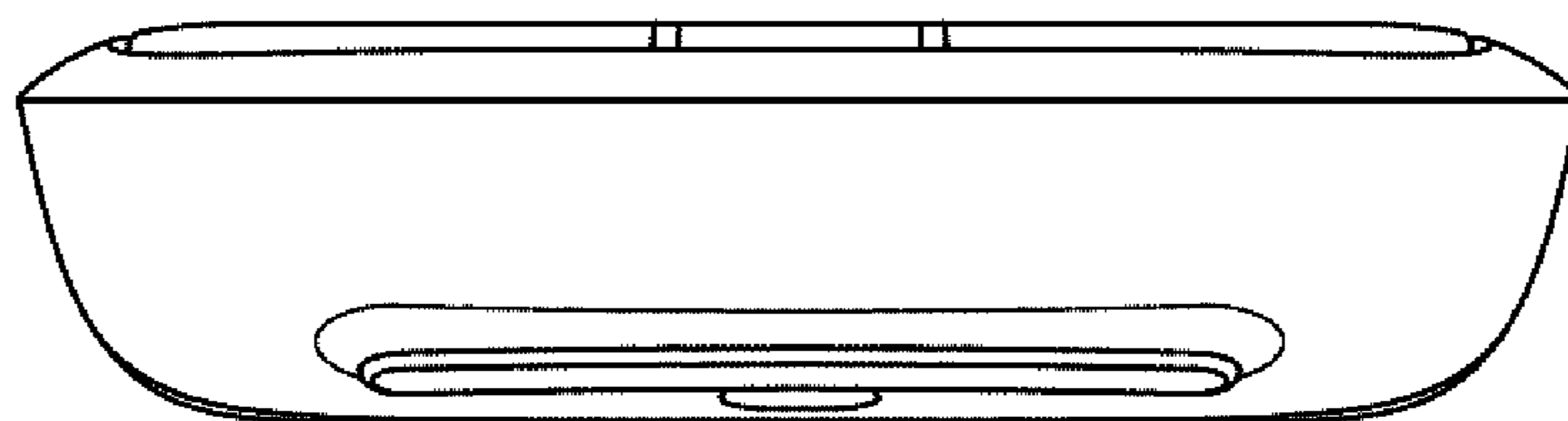


FIG. 11

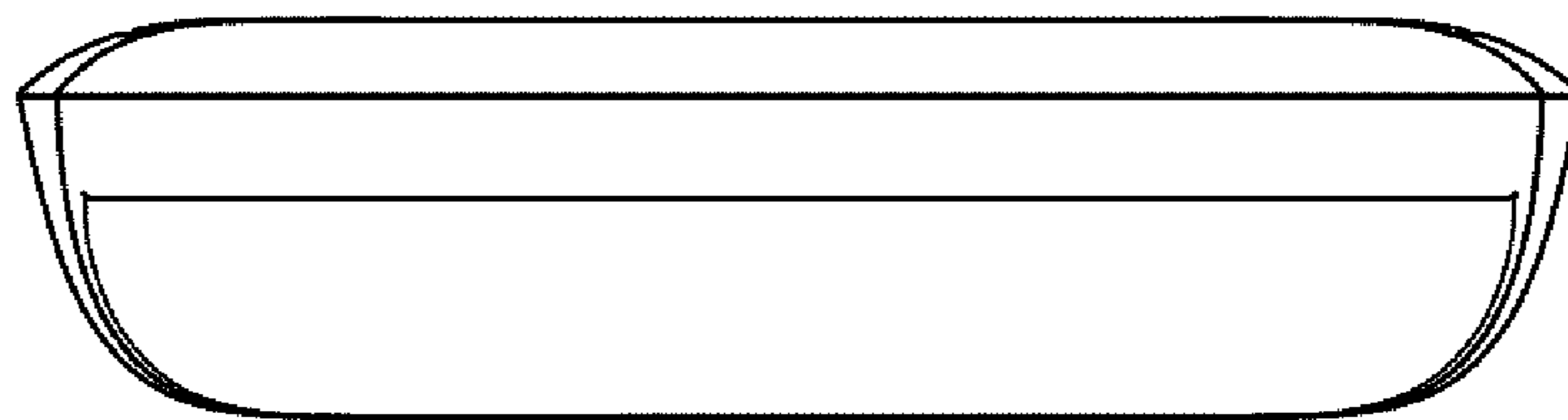


FIG. 12

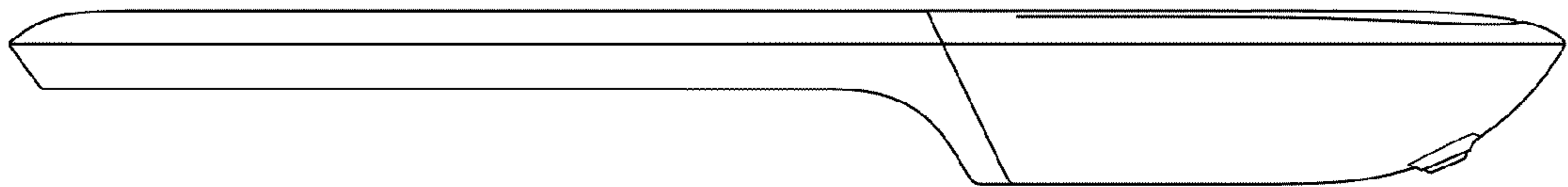


FIG. 13

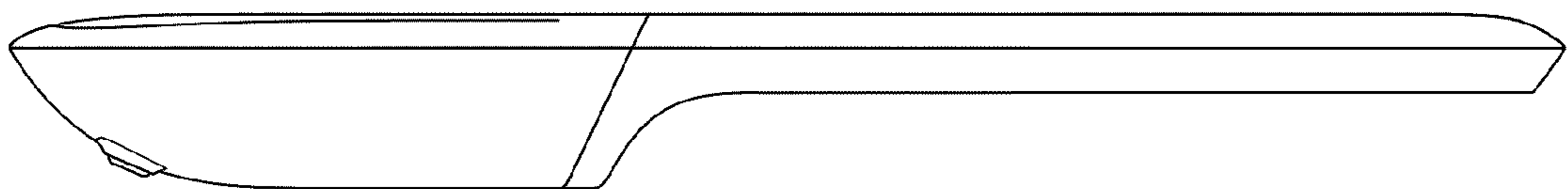


FIG. 14