



US00D642554S

(12) **United States Design Patent**  
**Schaal et al.**

(10) **Patent No.:** **US D642,554 S**

(45) **Date of Patent:** **\*\* Aug. 2, 2011**

(54) **HEADSET**

(75) Inventors: **Nathan David Schaal**, Cambridge, MA (US); **Adam A. Carr**, Marlborough, MA (US); **Kevin M. Krauss**, Maynard, MA (US); **Michael E. Laude**, Upton, MA (US); **David H. Pitcher**, Worcester, MA (US)

(73) Assignee: **Bose Corporation**, Framingham, MA (US)

(\*\*) Term: **14 Years**

(21) Appl. No.: **29/367,612**

(22) Filed: **Aug. 10, 2010**

(51) **LOC (9) Cl.** ..... **14-01**

(52) **U.S. Cl.** ..... **D14/205**

(58) **Field of Classification Search** ..... D14/205, D14/206, 223, 188, 192; D29/112; 2/209, 2/423; 379/430, 431; 181/129, 130, 135; 381/371, 370, 372, 374, 378; 455/90.3, 569.1, 455/575.1

See application file for complete search history.

(56) **References Cited**

**U.S. PATENT DOCUMENTS**

3,272,926 A \* 9/1966 Falkenberg ..... 381/372  
3,454,964 A \* 7/1969 Brinkhoff ..... 2/209  
3,787,899 A \* 1/1974 Krawagna ..... 2/209  
3,815,155 A \* 6/1974 Davison et al. .... 2/209  
D337,115 S \* 7/1993 Yamazaki et al. .... D14/205

D353,817 S \* 12/1994 Wada ..... D14/205  
5,640,458 A \* 6/1997 Nishiguchi et al. .... 381/74  
D476,639 S 7/2003 Bergeron et al.  
D491,163 S 6/2004 Green  
7,020,902 B1 \* 4/2006 Tyler ..... 2/209  
D538,261 S 3/2007 Taylor et al.  
D541,255 S 4/2007 Taylor et al.  
7,412,070 B2 \* 8/2008 Kleinschmidt et al. .... 381/374  
D585,871 S \* 2/2009 Lee ..... D14/205  
D588,098 S \* 3/2009 Kurihara ..... D14/205  
D594,847 S \* 6/2009 Suzuki ..... D14/205

\* cited by examiner

*Primary Examiner* — Paula Greene

(57) **CLAIM**


The ornamental design for a headset, substantially as shown and described.

**DESCRIPTION**

FIG. 1 is a perspective view of a headset as seen from the front, top and right sides;  
FIG. 2 is a left side view thereof;  
FIG. 3 is a front view thereof;  
FIG. 4 is a right side view thereof;  
FIG. 5 is a back view thereof;  
FIG. 6 is a top view thereof; and,  
FIG. 7 is a bottom view thereof.

The dotted lines depict environmental structure only and do not form any part of the claimed design.

**1 Claim, 6 Drawing Sheets**



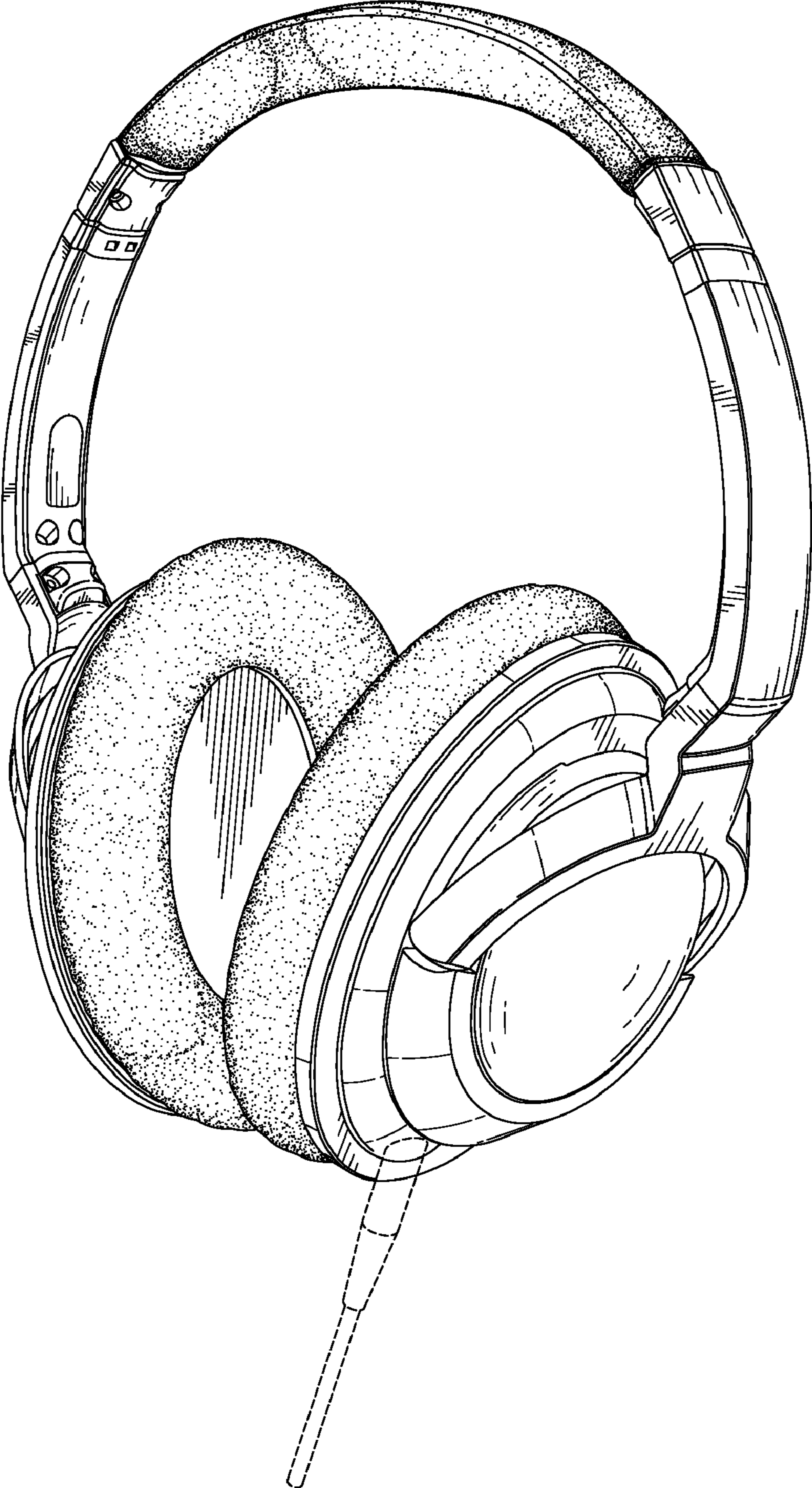


FIG. 1

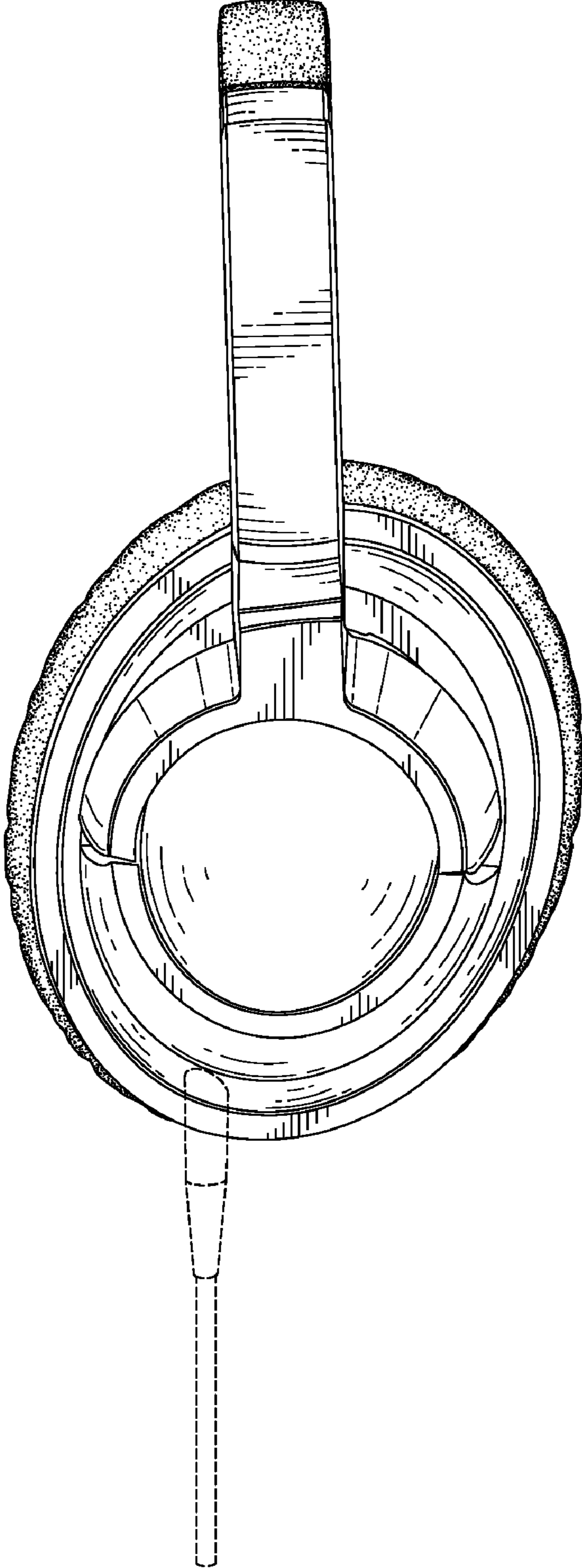


FIG. 2

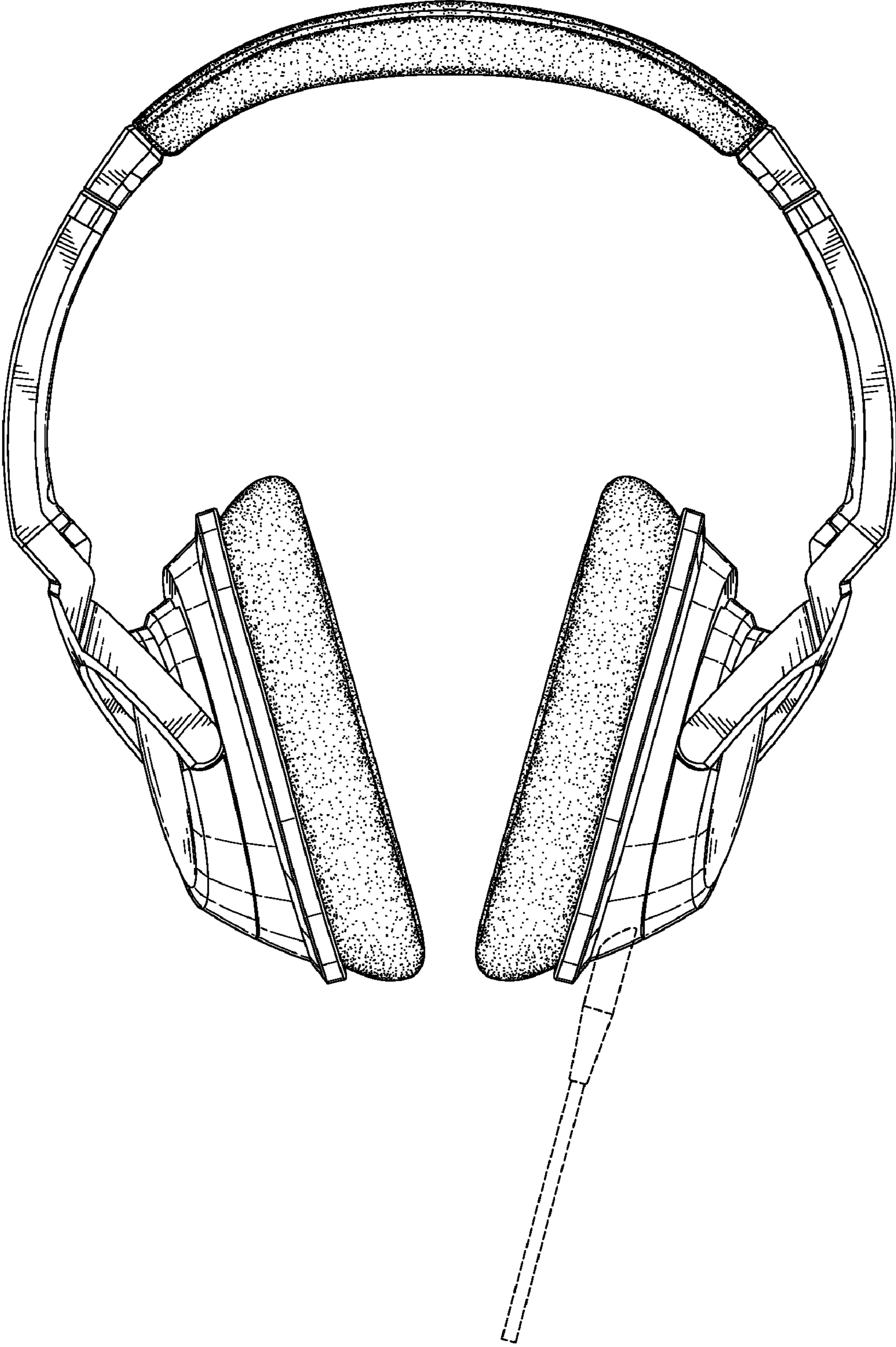


FIG. 3

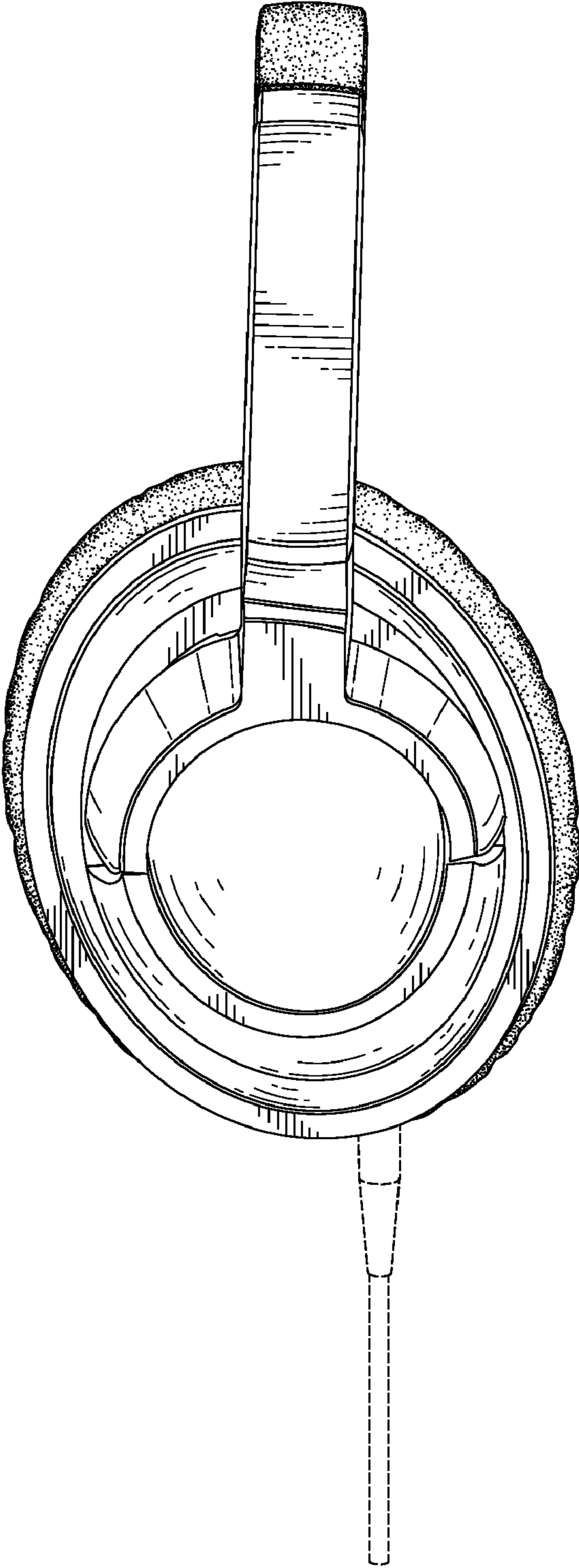


FIG. 4




FIG. 5

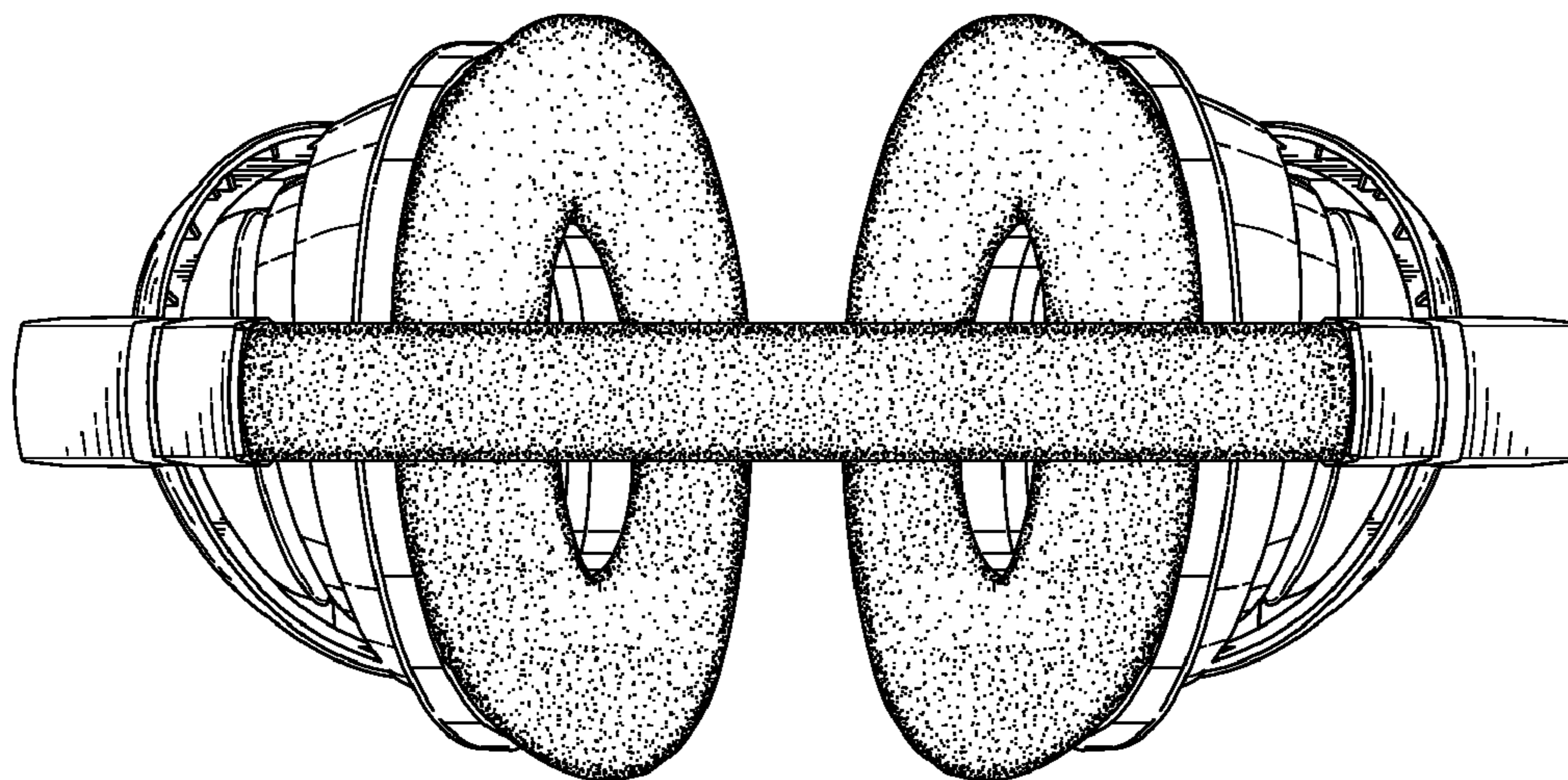


FIG. 6

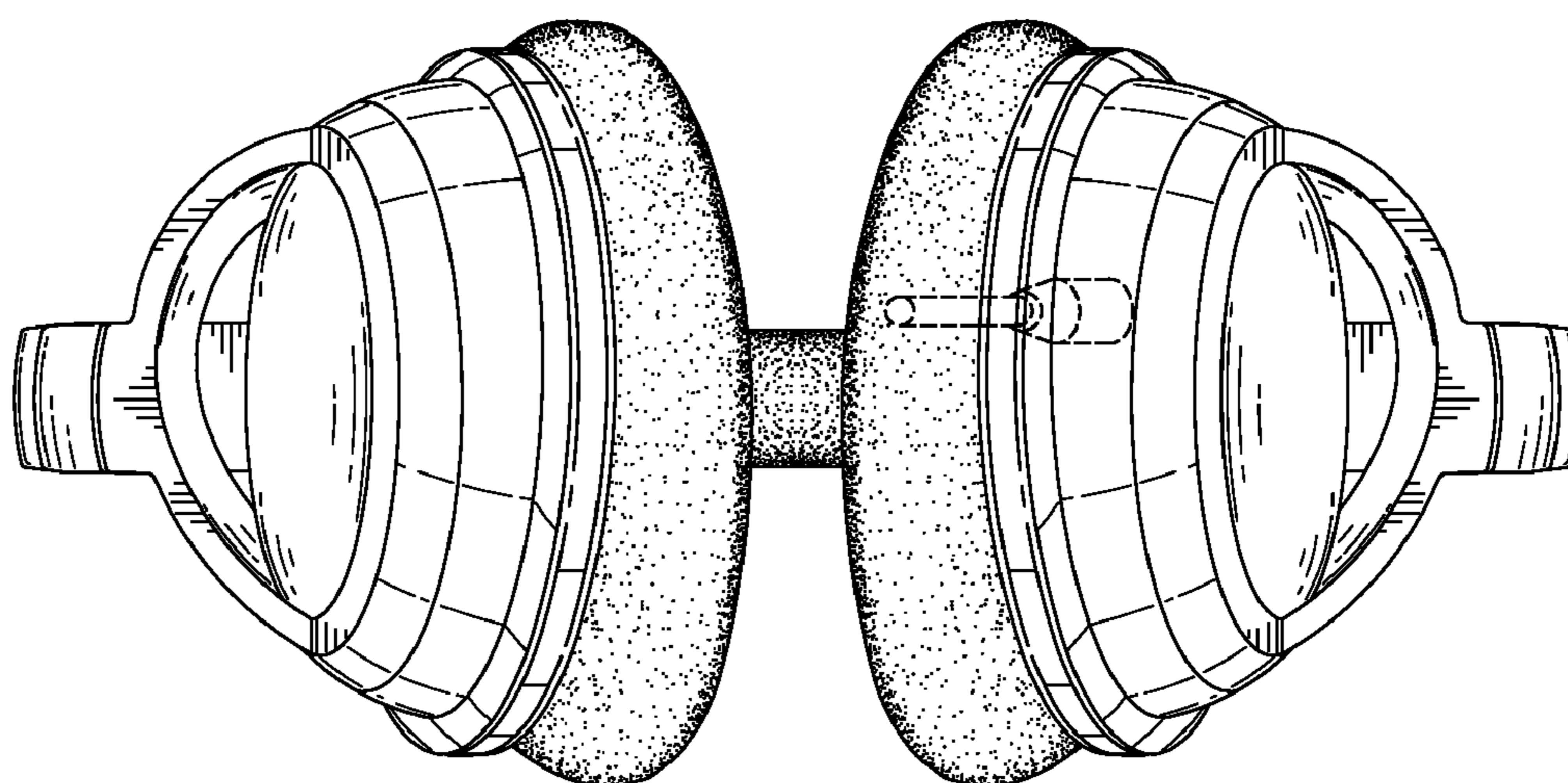


FIG. 7