



US00D642548S

(12) **United States Design Patent**
Bowen, III

(10) **Patent No.:** **US D642,548 S**

(45) **Date of Patent:** **** Aug. 2, 2011**

(54) **MAGNET**

(76) **Inventor:** **Frank Randolph Bowen, III**, Davidson,
NC (US)

(**) **Term:** **14 Years**

(21) **Appl. No.:** **29/314,993**

(22) **Filed:** **May 15, 2009**

(51) **LOC (9) Cl.** **13-99**

(52) **U.S. Cl.** **D13/183; D8/382**

(58) **Field of Classification Search** D13/133,
D13/146-147, 154, 156, 183, 184; D8/382,
D8/385, 386, 387, 388, 391, 392, 393, 396,
D8/397, 399, 499; D34/35; D21/404; 411/41,
411/80.2, 439, 441, 480, 481, 484, 487, 489,
411/500, 501, 504, 506, 508, 511, 531, 548,
411/917, 918, 919, 923

See application file for complete search history.

(56) **References Cited**

U.S. PATENT DOCUMENTS

529,683	A *	11/1894	Fitzgerald	301/115
1,450,583	A *	4/1923	Ferry	411/429
1,473,137	A *	11/1923	Ziarten	411/504
1,705,086	A *	3/1929	Ferguson	411/378
1,829,972	A *	11/1931	Wiley	470/24
1,830,787	A *	11/1931	Ferry	411/429
1,867,354	A *	7/1932	Dickson	411/377
2,083,092	A *	6/1937	Richer	411/403
2,153,702	A *	4/1939	Tighe	411/378
2,194,458	A *	3/1940	Eckler	411/504
2,196,144	A *	4/1940	Eckler	411/504
2,213,630	A *	9/1940	Gade	411/396
2,247,499	A *	7/1941	Hutchison, Jr.	411/378
2,281,028	A *	4/1942	Dickson	470/5
2,283,766	A *	5/1942	Sbicca	411/477
2,289,221	A *	7/1942	Sorensen	411/504
2,335,205	A *	11/1943	Zepp	74/89.45
D138,579	S *	8/1944	Wing	D8/386
2,555,090	A *	5/1951	Kiesel	411/113
2,991,858	A *	7/1961	Taylor et al.	403/27
3,106,436	A *	10/1963	Weiss	439/741
3,152,334	A *	10/1964	Lingle	206/344

3,178,988	A *	4/1965	Borup	411/403
3,356,401	A *	12/1967	Bertram	52/506.05
3,452,149	A *	6/1969	Rinaldi	174/261
3,551,015	A *	12/1970	Whiteside et al.	403/408.1
3,588,787	A *	6/1971	Kindell et al.	39/434
3,715,781	A *	2/1973	Salvatori	4/114.9
3,911,783	A *	10/1975	Gapp et al.	411/504
4,242,939	A *	1/1981	Osborne et al.	411/41
4,286,496	A *	9/1981	Harris	411/441
4,398,317	A *	8/1983	Schubring	16/82
5,026,234	A *	6/1991	Luhm	411/507
5,110,247	A *	5/1992	Losada	411/441

(Continued)

Primary Examiner — Holly Baynham

Assistant Examiner — Sheryl Lane

(57) **CLAIM**

I claim the ornamental design for a magnet, as shown and described.

DESCRIPTION

FIG. 1 is a perspective view of the first magnet in the set of magnets showing my new design;

FIG. 2 is a side view of the first magnet showing my new design, the design being identical when viewed from any side;

FIG. 3 is a perspective view of the second magnet in the set of magnets showing my new design;

FIG. 4 is a side view of the second magnet showing my new design, the design being a mirror image when viewed from the opposite side;

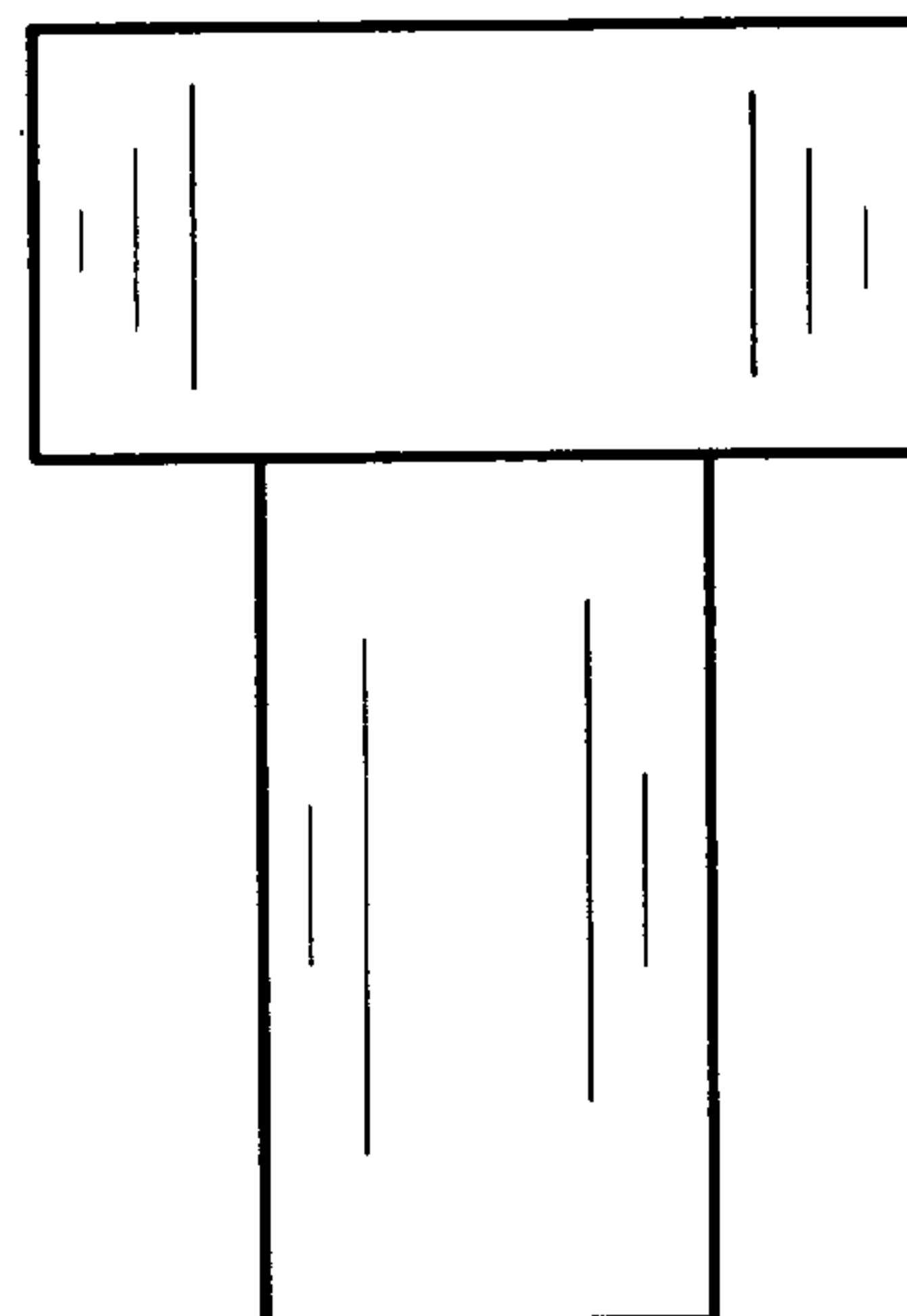
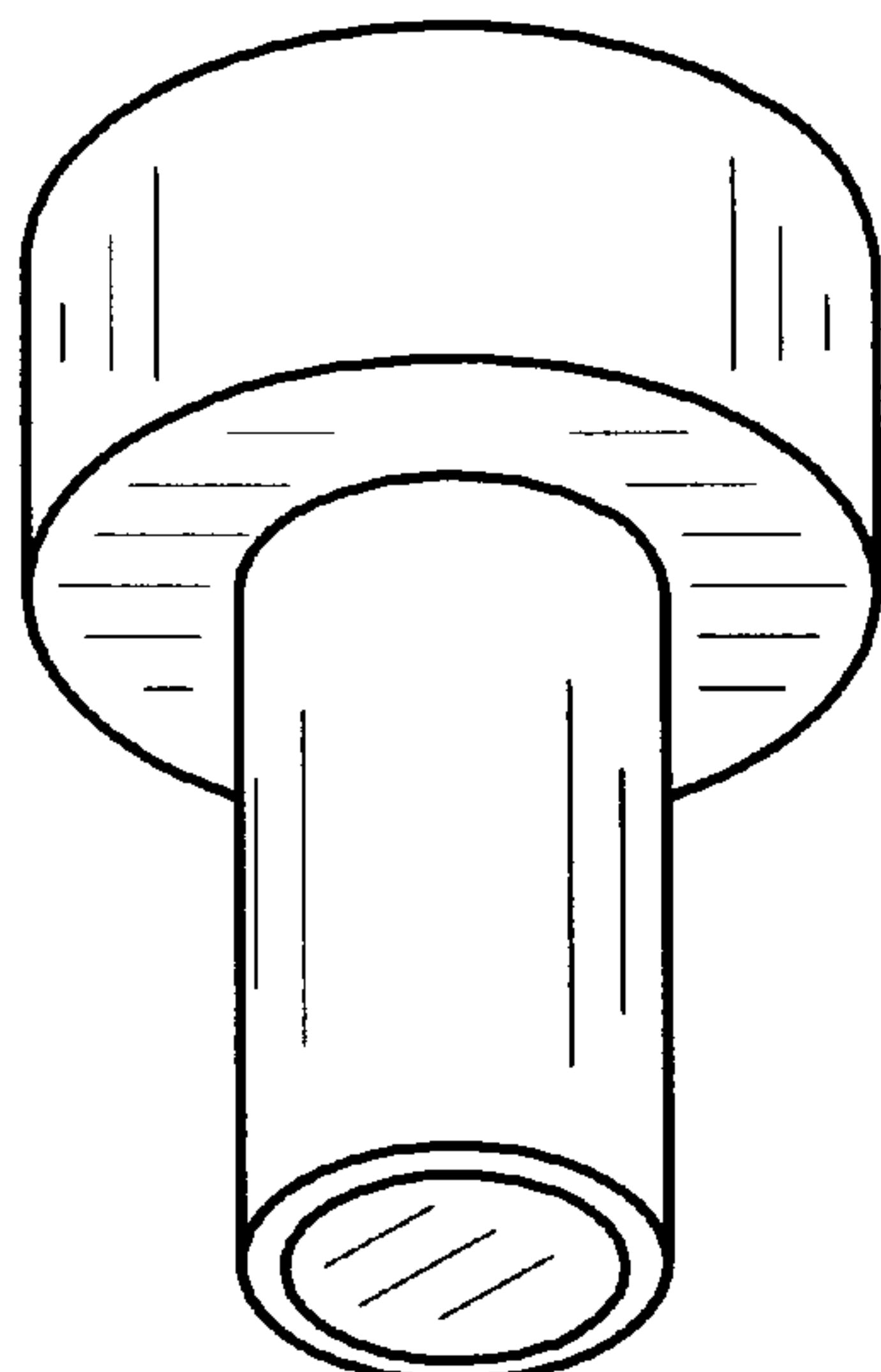
FIG. 5 is a perspective view of the third magnet in the set of magnets showing my new design;

FIG. 6 is a side view of the third magnet showing my new design, the design being a mirror image when viewed from the opposite side;

FIG. 7 is a perspective view of the fourth magnet in the set of magnets showing my new design; and,

FIG. 8 is a side view of the fourth magnet showing my new design, the design being a mirror image when viewed from the opposite side.

1 Claim, 4 Drawing Sheets



US D642,548 S

Page 2

U.S. PATENT DOCUMENTS

5,163,797	A *	11/1992	Patti	411/431	D420,282	S *	2/2000	Jones	D8/391
5,409,336	A *	4/1995	Jericevich et al.	411/41	D464,253	S *	10/2002	Nimberger et al.	D8/387
5,417,534	A *	5/1995	Losada	411/441	6,908,275	B2 *	6/2005	Nelson et al.	411/487
5,511,918	A *	4/1996	Rotter	411/441	D609,999	S *	2/2010	Andersson	D8/399
5,529,451	A *	6/1996	Bruins et al.	411/482	D615,392	S *	5/2010	Gaudron et al.	D8/387
5,752,795	A *	5/1998	D'Adamo	411/429	2004/0175254	A1 *	9/2004	Peng	411/501
5,810,531	A *	9/1998	Tershay	411/429	2007/0020063	A1 *	1/2007	Thompson	411/377
5,868,535	A *	2/1999	Ladouceur	411/181	2008/0175689	A1 *	7/2008	Vagedes	411/487
D416,189	S *	11/1999	Bollman	D8/382					

* cited by examiner

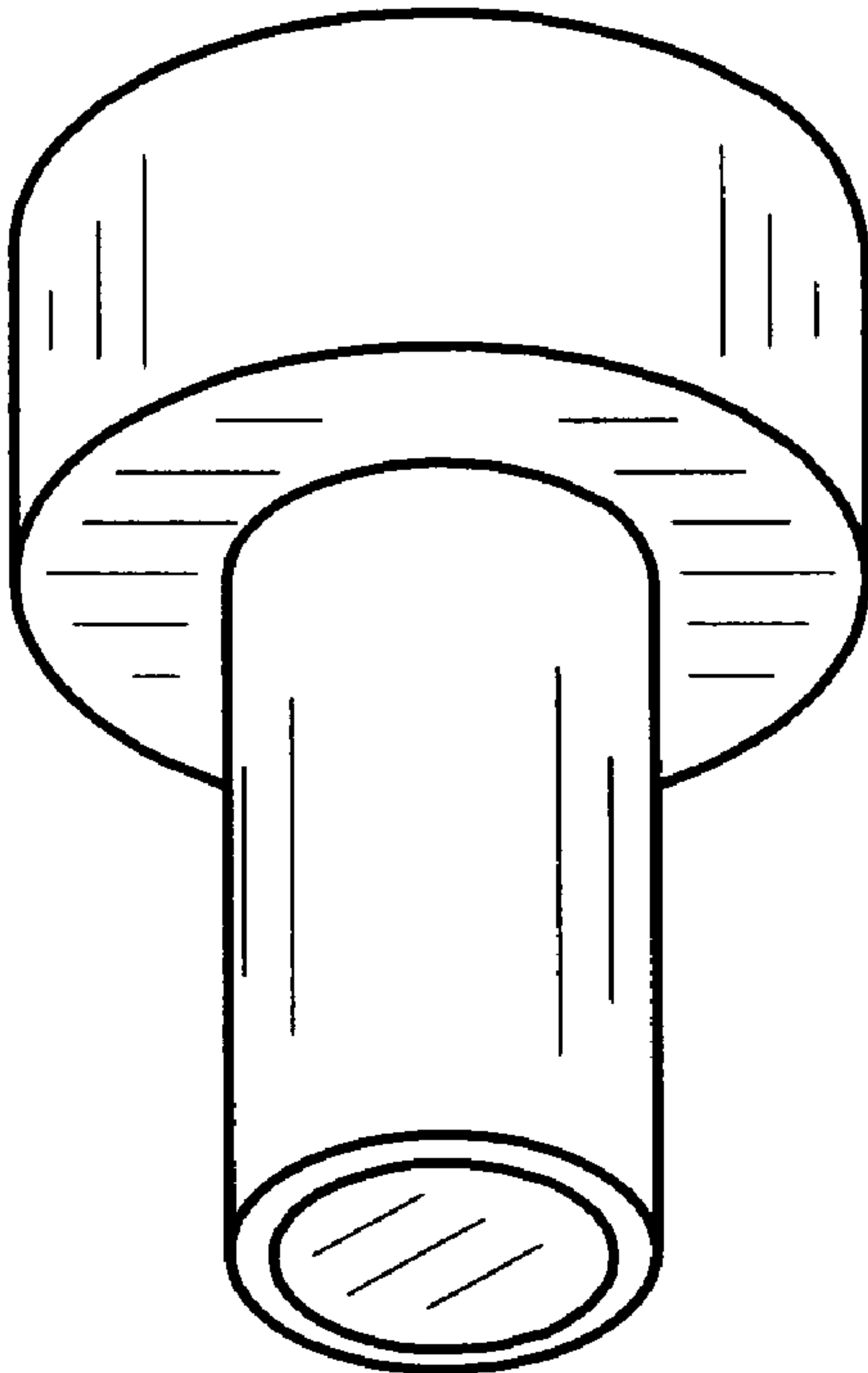


Fig. 1

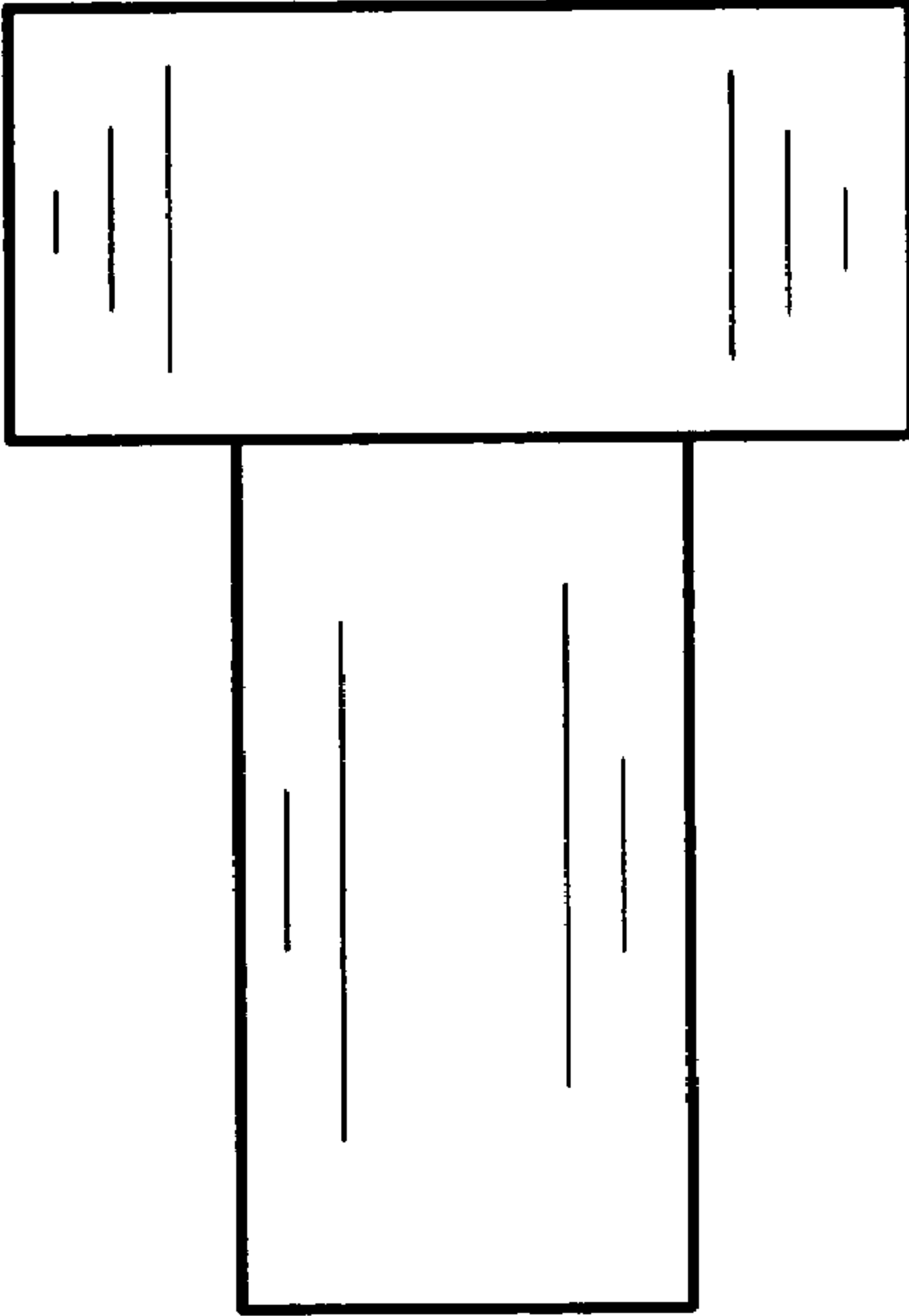


Fig. 2

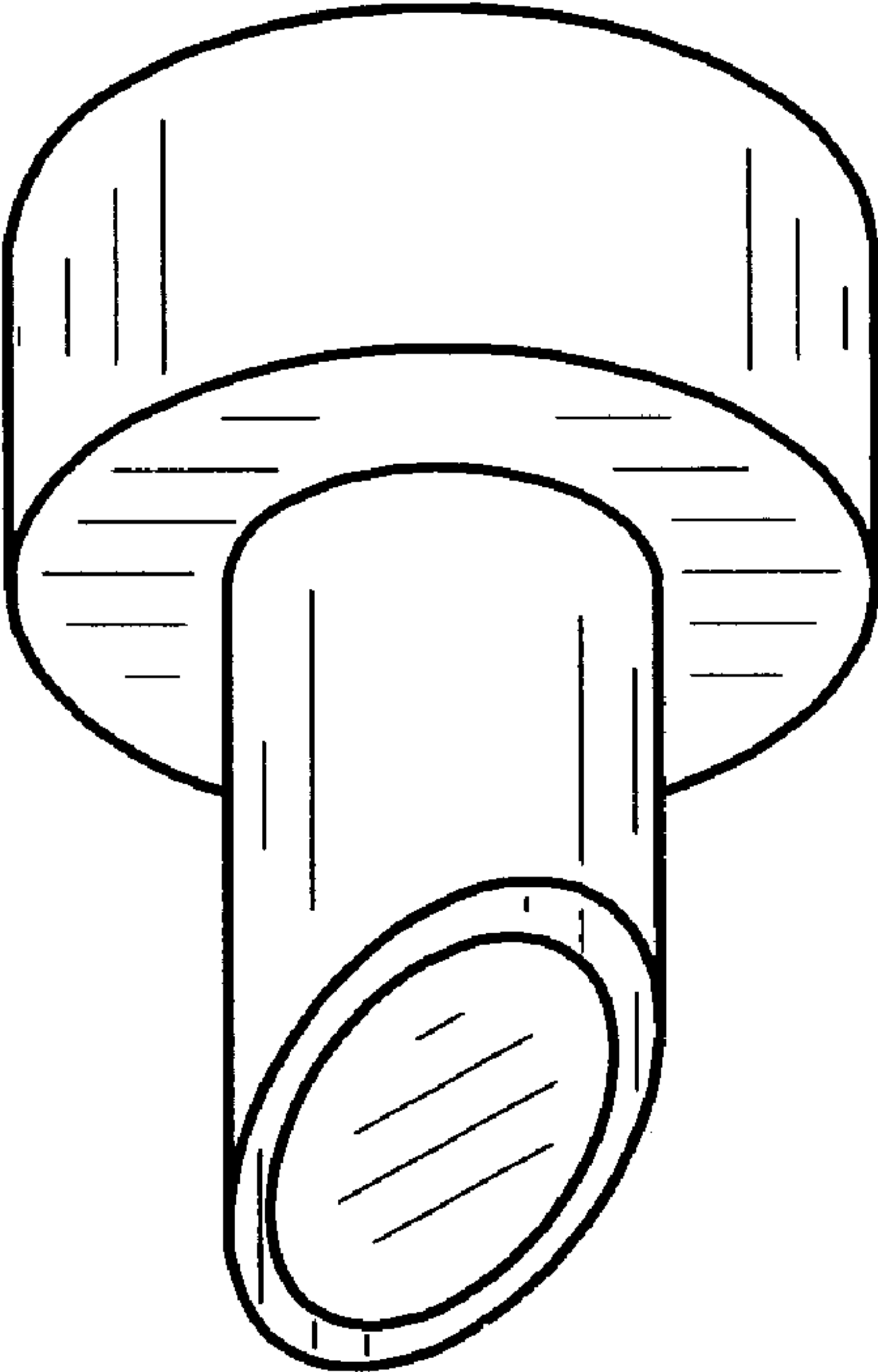


Fig. 3

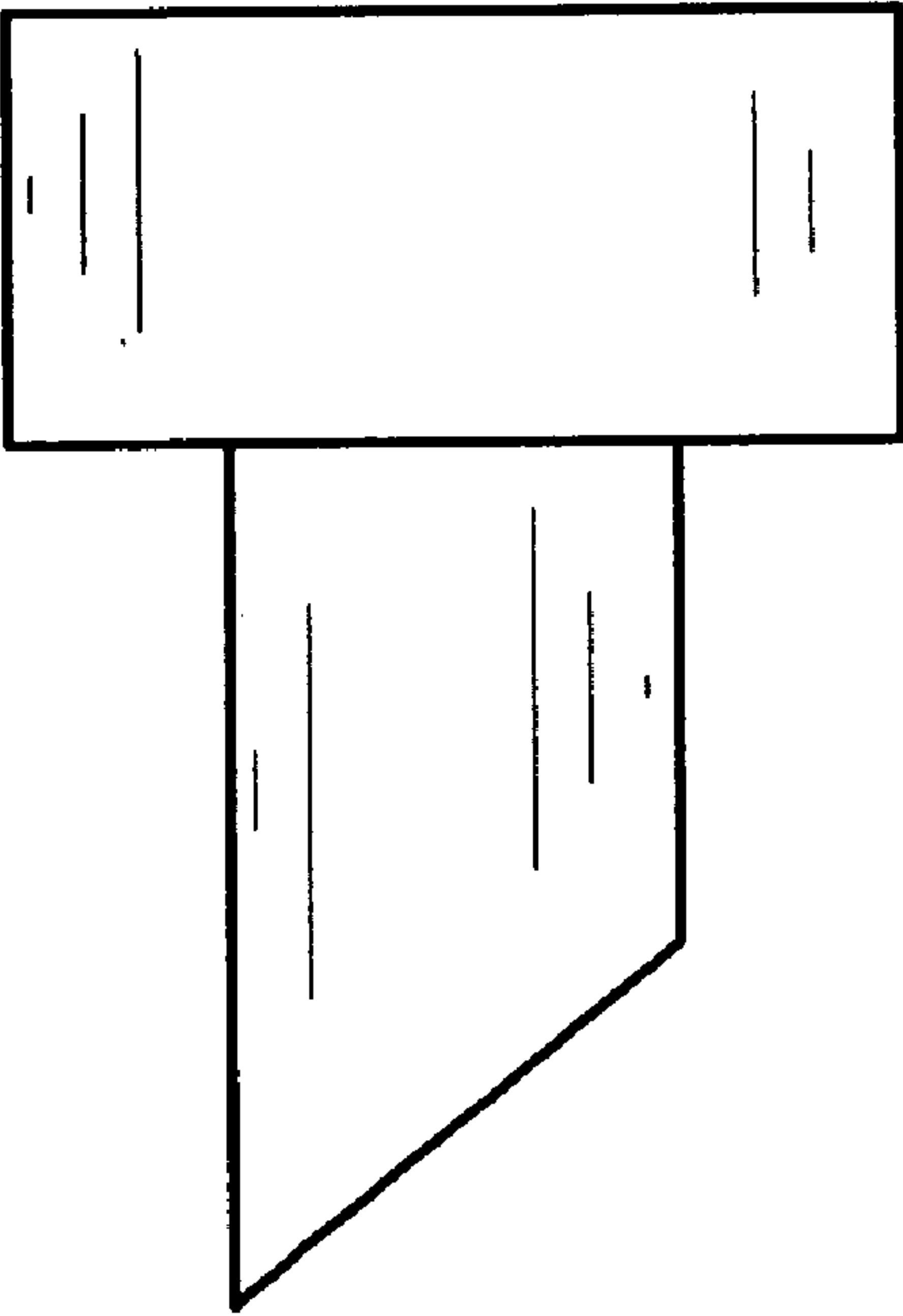


Fig. 4

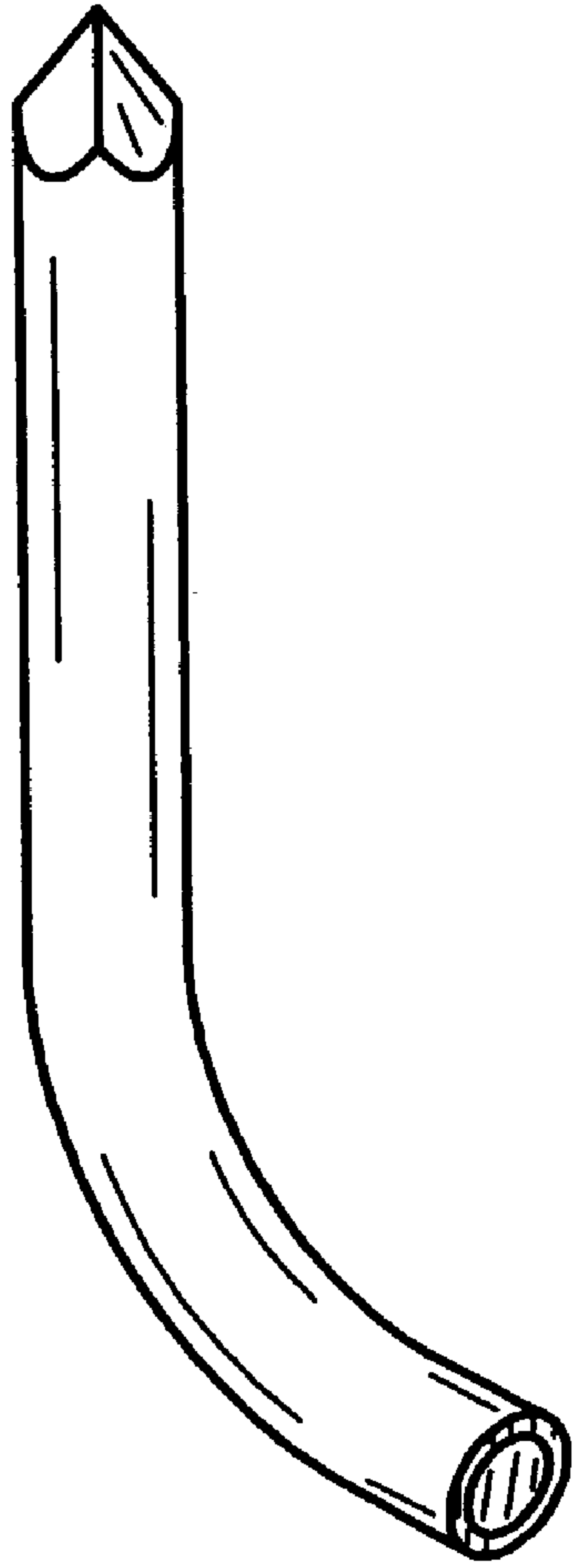


Fig. 5




Fig. 6

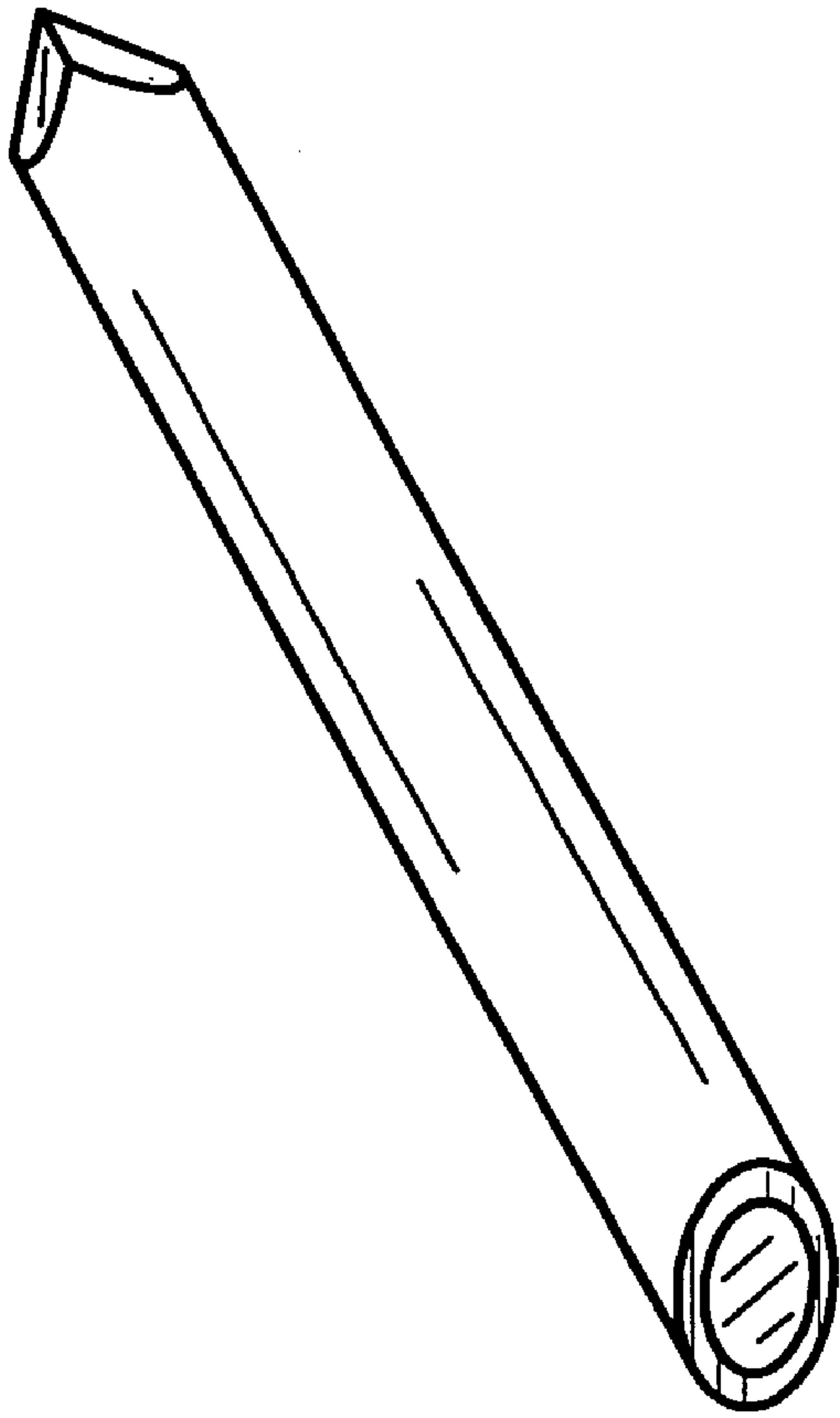


Fig. 7




Fig. 8