



US00D642511S

(12) **United States Design Patent**  
**Strader et al.**

(10) **Patent No.:** **US D642,511 S**  
(45) **Date of Patent:** **\*\* Aug. 2, 2011**

(54) **TIRE**

(75) Inventors: **Ashley Amanda Strader**, Akron, OH (US); **Robert John Hermann**, Cuyahoga Falls, OH (US); **Ahmad Shafiq Bani Hani**, Middleburg Heights, OH (US); **John Kotanides, Jr.**, Canton, OH (US); **Richard Winfield Harden, Jr.**, Tallmadge, OH (US); **Jonathan James Shondel**, Massillon, OH (US)

(73) Assignee: **The Goodyear Tire & Rubber Company**, Akron, OH (US)

(\*\*) Term: **14 Years**

(21) Appl. No.: **29/382,774**

(22) Filed: **Jan. 7, 2011**

(51) **LOC (9) Cl.** ..... **12-15**

(52) **U.S. Cl.** ..... **D12/587; D12/600**

(58) **Field of Classification Search** ..... D12/568-603, D12/900-901, 552, 564; 152/209.1-209.28, 152/455

See application file for complete search history.

(56) **References Cited**

**U.S. PATENT DOCUMENTS**

D289,511 S *	4/1987	Baus	.....	D12/587
D315,125 S *	3/1991	Baus	.....	D12/587
D367,455 S *	2/1996	Herberger et al.	.....	D12/587
D384,608 S	10/1997	Schuster	.....	D12/146
D384,623 S	10/1997	Schuster	.....	D12/148
D395,414 S	6/1998	Grosskopf et al.	.....	D12/147
D397,647 S	9/1998	Young	.....	D12/146
D405,729 S *	2/1999	Hagmaier et al.	.....	D12/586
D409,122 S	5/1999	Kemp, Jr. et al.	.....	D12/147
D410,420 S	6/1999	de Barsy	.....	D12/147
D414,449 S	9/1999	Schuster	.....	D12/146
D415,720 S *	10/1999	Roelle et al.	.....	D12/587
D425,457 S	5/2000	Gillard et al.	.....	D12/146
D425,830 S	5/2000	Young	.....	D12/147
D427,954 S	7/2000	De Coninck	.....	D12/147
D492,646 S *	7/2004	Robert et al.	.....	D12/600

D502,683 S	3/2005	Pang et al.	.....	D12/602
D512,684 S	12/2005	Robert	.....	D12/602
D514,504 S	2/2006	Robert	.....	D12/602
D517,471 S *	3/2006	Robert	.....	D12/600
D517,472 S	3/2006	Allison	.....	D12/602
D517,978 S *	3/2006	Robert	.....	D12/600
D527,338 S *	8/2006	Suzuki	.....	D12/600
D531,114 S *	10/2006	Dixon et al.	.....	D12/587
D534,117 S	12/2006	Welbes et al.	.....	D12/584
D541,735 S *	5/2007	Yamaguchi	.....	D12/587
D583,311 S *	12/2008	Bonko et al.	.....	D12/588
D583,312 S	12/2008	Murphy et al.	.....	D12/602

(Continued)

*Primary Examiner* — Stacia Cadmus

(74) *Attorney, Agent, or Firm* — Richard B. O'Planick

(57) **CLAIM**

The ornamental design for a tire, as shown and described.

**DESCRIPTION**

FIG. 1 is a perspective view of a tire showing our new design, it being understood that the pattern repeats uniformly throughout the circumference of the tread;

FIG. 2 is a front elevational view thereof;

FIG. 3 is a right side elevational view thereof; the opposite side elevational view being identical thereto;

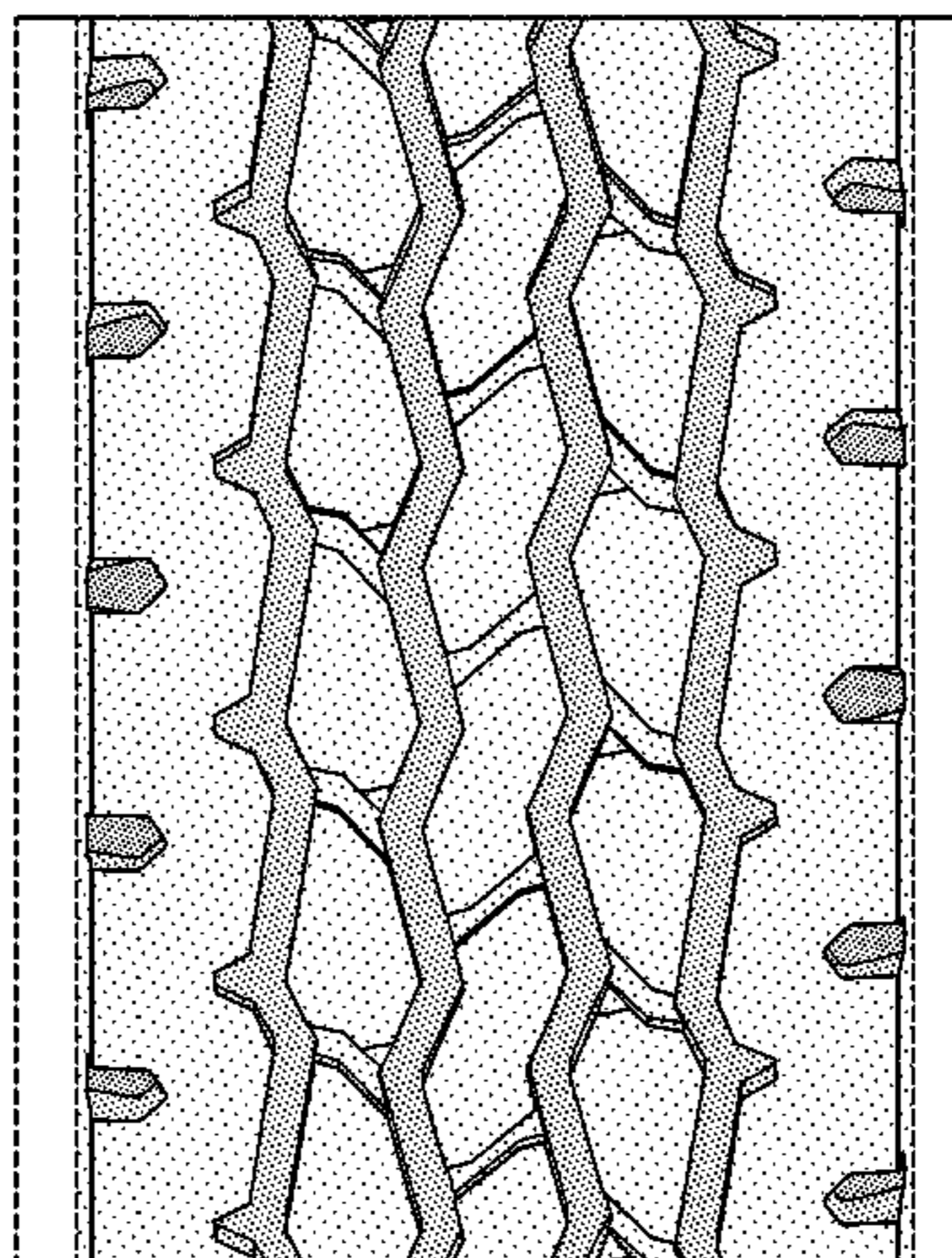
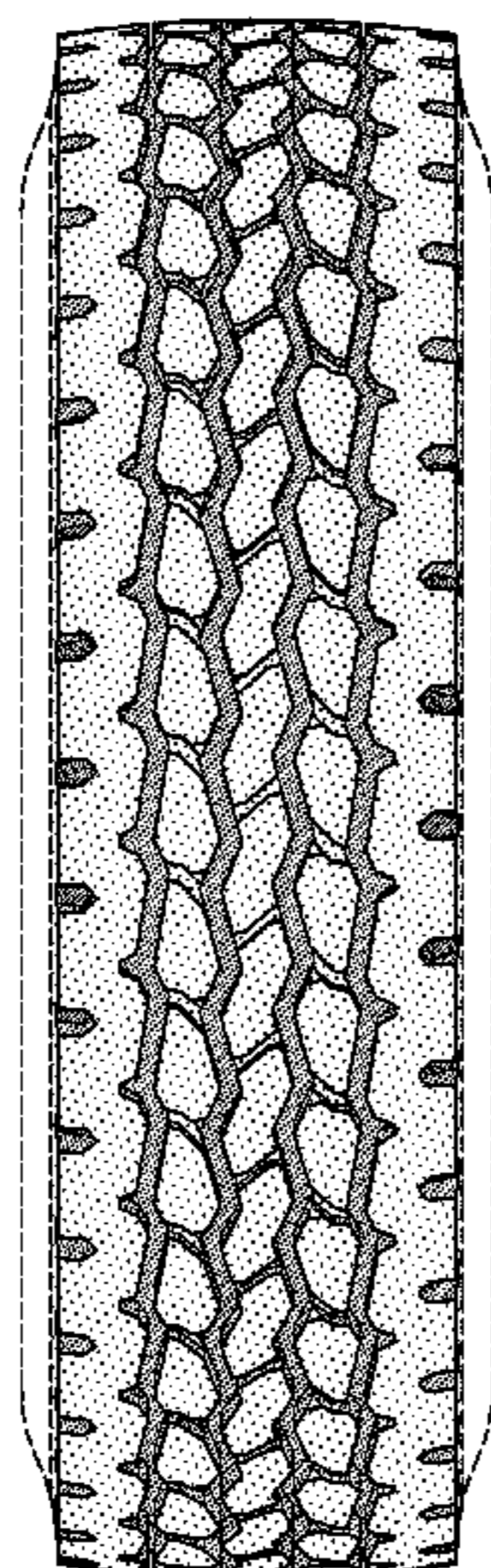
FIG. 4 is an enlarged fragmentary front elevational view thereof;

FIG. 5 is a perspective view of a second embodiment of a tire showing our new design, it being understood that the pattern repeats uniformly throughout the circumference of the tread and that the opposite side view is identical thereto; and,

FIG. 6 is a front elevational view of a second embodiment, it being understood that an enlarged fragmentary view thereof would be substantially identical to that shown in FIG. 4, with the exception of the inclusion of the sidewall in solid lines.

In the drawings, the broken lines showing of the sidewall, inner bead and the peripheral boundary between the tire tread and the sidewall in FIGS. 1 through 4 depict environmental subject matter and form no part of the claimed design.

**1 Claim, 6 Drawing Sheets**



# US D642,511 S

Page 2

---

## U.S. PATENT DOCUMENTS

D592,589 S	5/2009	Dixon et al. ....	D12/600	D601,488 S *	10/2009	Maus et al. ....	D12/600
D594,816 S *	6/2009	Chatignoux et al. ....	D12/587	D605,109 S *	12/2009	Dixon et al. ....	D12/600
D597,478 S	8/2009	Scheuren et al. ....	D12/584	D609,175 S *	2/2010	Feider et al. ....	D12/600
D598,369 S	8/2009	Beha .....	D12/602	D610,971 S	3/2010	Zimmerman et al. ....	D12/600
D598,370 S	8/2009	Beha .....	D12/602	D610,972 S *	3/2010	You .....	D12/600

\* cited by examiner

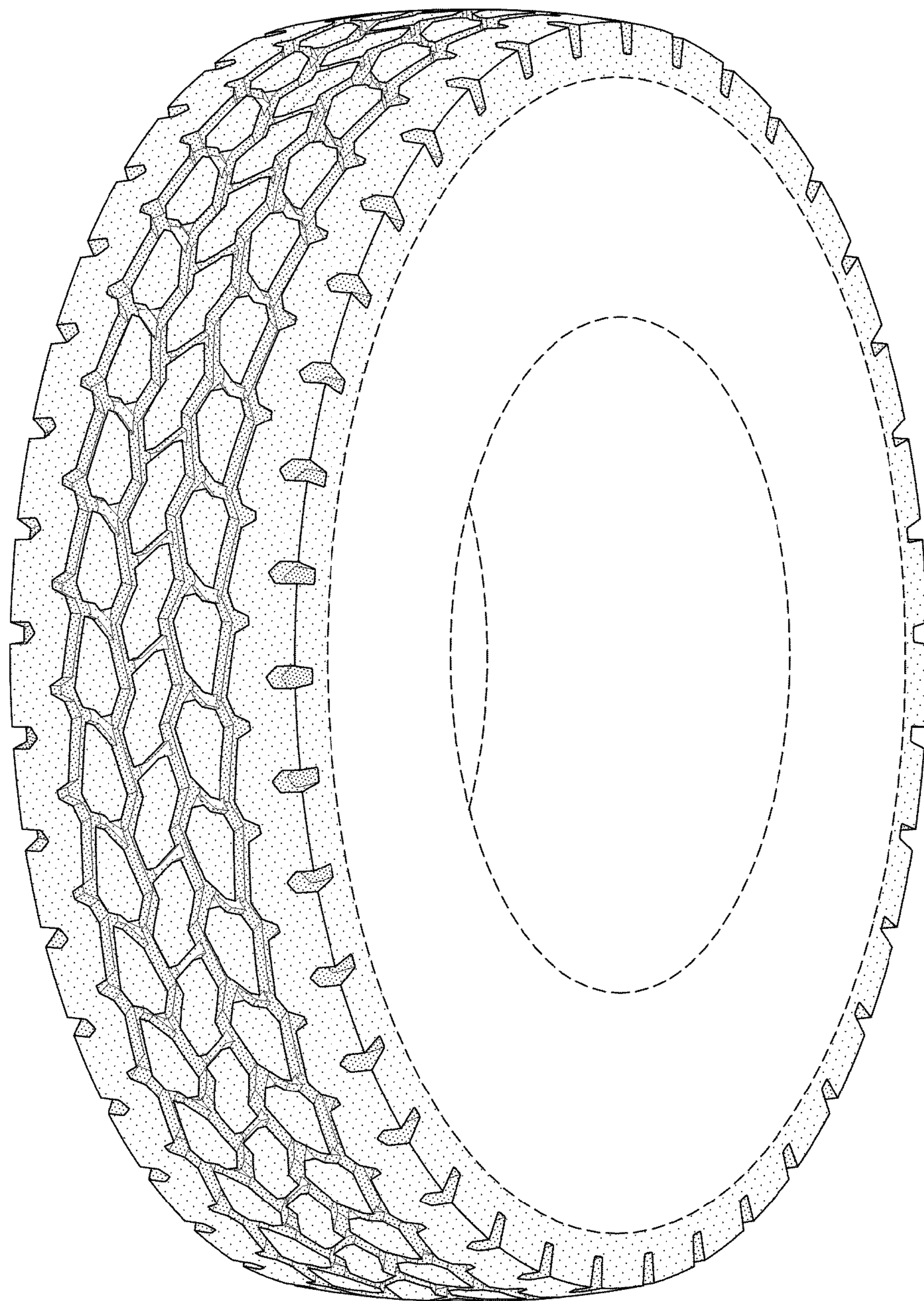


FIG-1

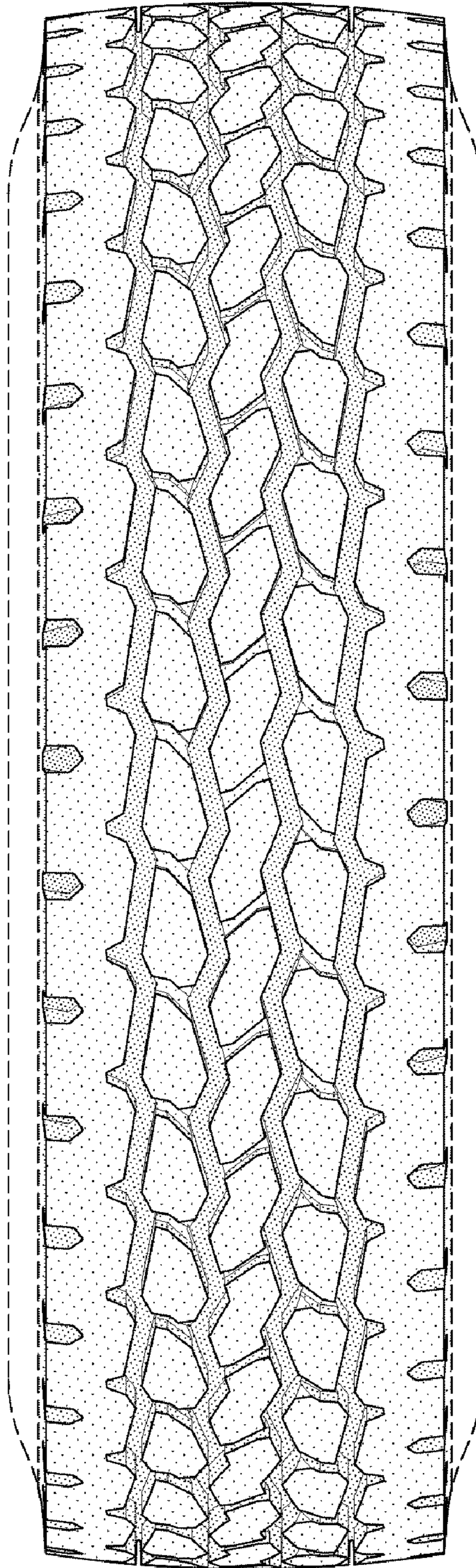


FIG-2

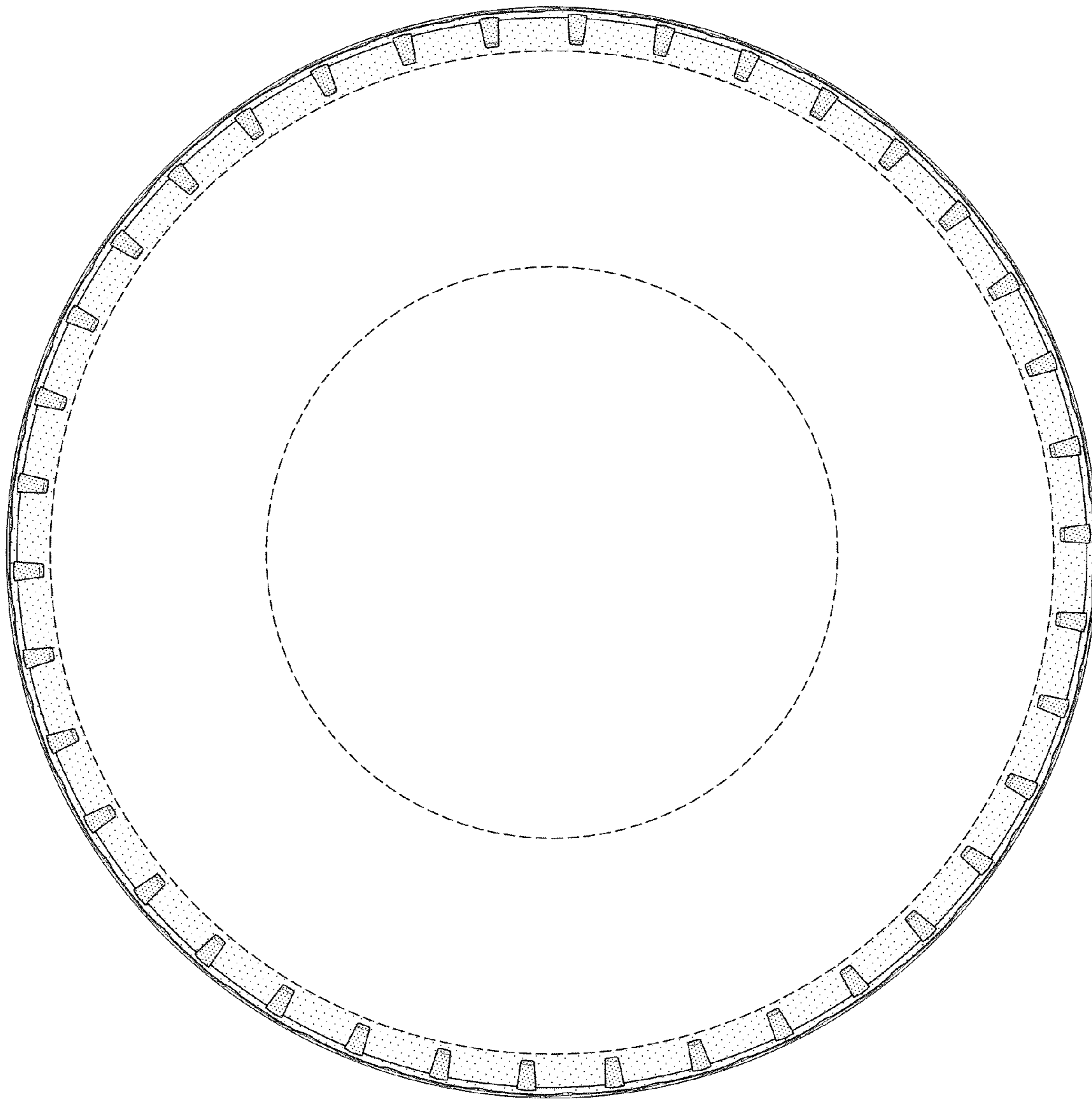


FIG-3

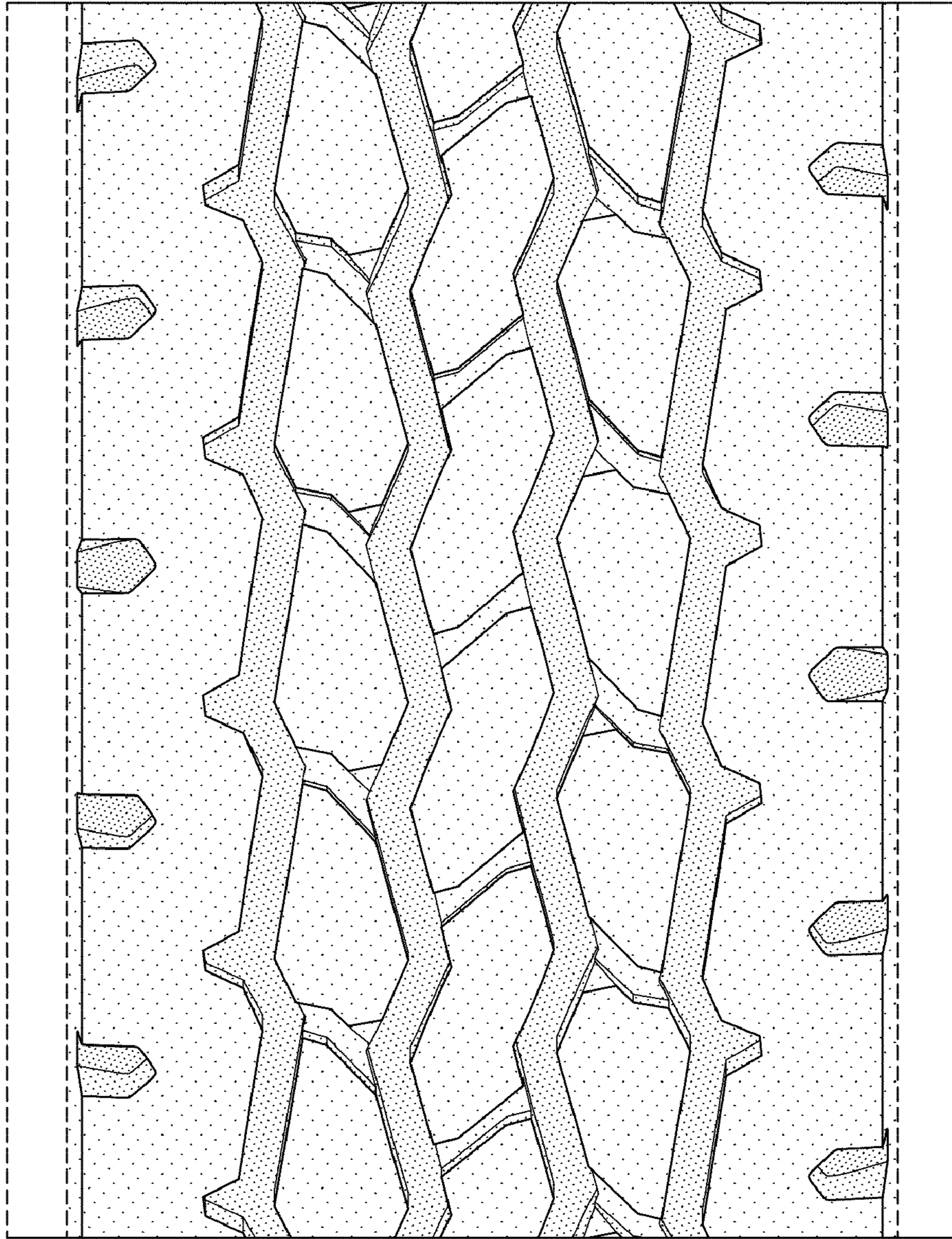


FIG-4

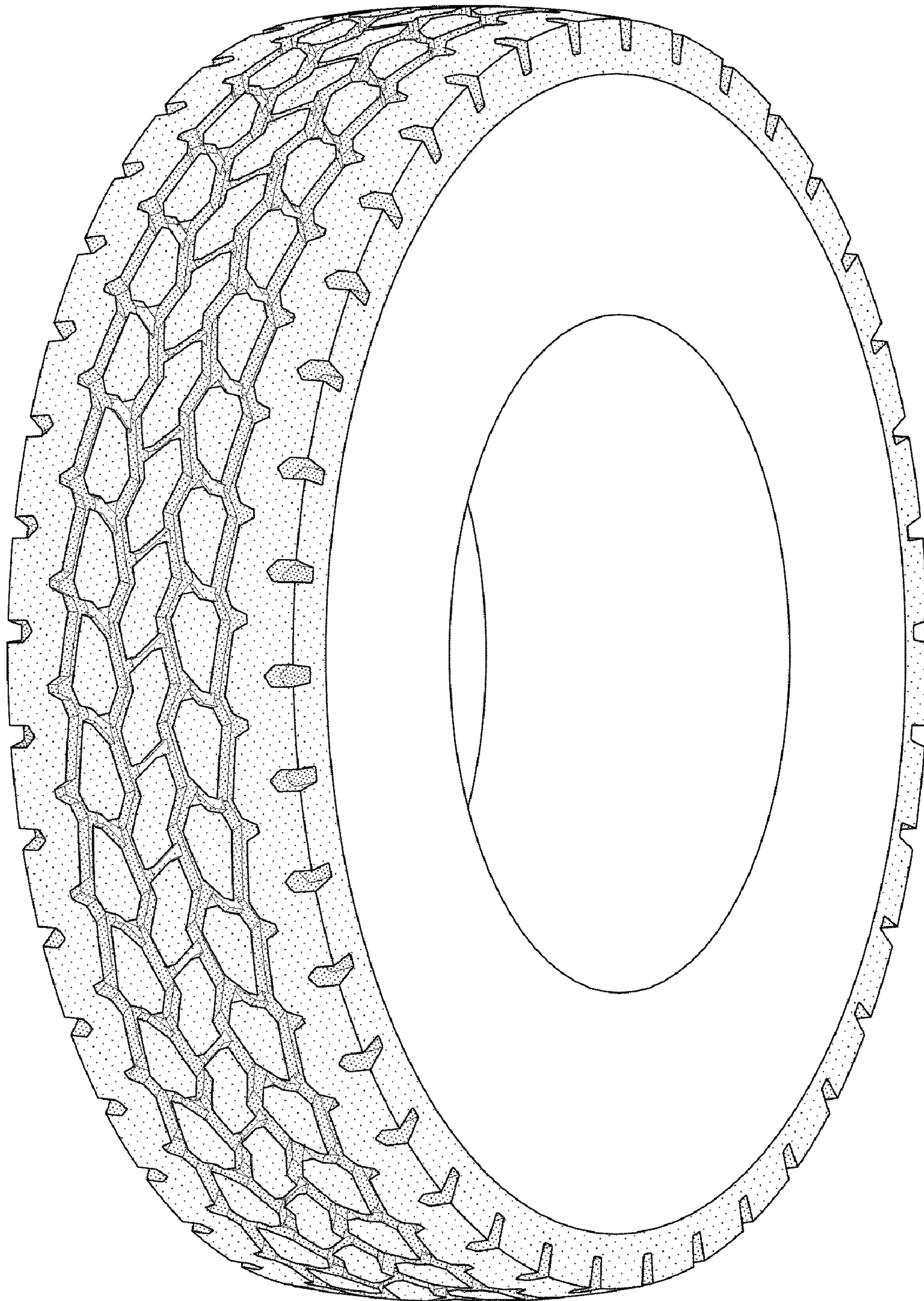


FIG-5

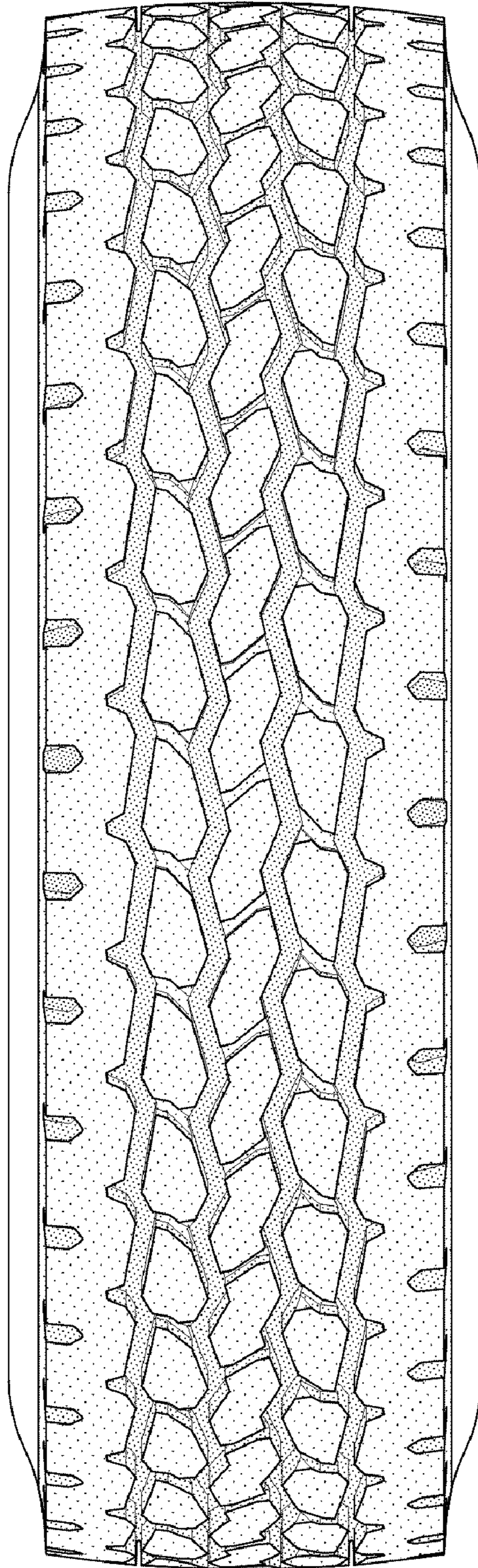


FIG-6