



US00D642483S

(12) **United States Design Patent**
Stuiber et al.

(10) **Patent No.:** **US D642,483 S**

(45) **Date of Patent:** **** Aug. 2, 2011**

(54) **SEASONING PACKAGE**
(75) Inventors: **Deborah Stuiber**, Baltimore, MD (US);
Mark Jenkins, Pasadena, MD (US)
(73) Assignee: **McCormick & Company,**
Incorporated, Sparks, MD (US)

6,138,905 A 10/2000 Hachenski
D544,370 S 6/2007 Tuccillo
D548,618 S 8/2007 Ferguson et al.
D588,471 S 3/2009 Fluegel et al.
D597,418 S 8/2009 Stojek
D598,785 S 8/2009 Stojek
D607,750 S * 1/2010 Freeland et al. D9/732
D614,045 S 4/2010 Gaudenzi et al.

(Continued)

(**) Term: **14 Years**

FOREIGN PATENT DOCUMENTS

(21) Appl. No.: **29/380,403**

GB 2 292134 2/1996

(Continued)

(22) Filed: **Dec. 3, 2010**

OTHER PUBLICATIONS

(51) **LOC (9) Cl.** **09-01**

(52) **U.S. Cl.** **D9/732**

U.S. Appl. No. 29/377,806, filed Oct. 26, 2010, Stuiber, et al.

(58) **Field of Classification Search** D9/414,
D9/415, 418, 430, 432, 433, 730, 732, 737,
D9/756, 757, 758, 761, 762; 220/500; 206/5,
206/5.1, 216, 461, 462, 524.1, 527, 528,
206/531, 532, 538, 539, 546-566; D6/512,
D6/515, 516; D3/201, 203.1, 203.2, 203.3,
D3/264; D21/100, 102, 107, 121, 218

(Continued)

See application file for complete search history.

Primary Examiner — Thomas Johannes

(74) *Attorney, Agent, or Firm* — Oblon, Spivak,
McClelland, Maier & Neustadt, L.L.P.

(56) **References Cited**

(57) **CLAIM**

The ornamental design for a seasoning package, as shown and described.

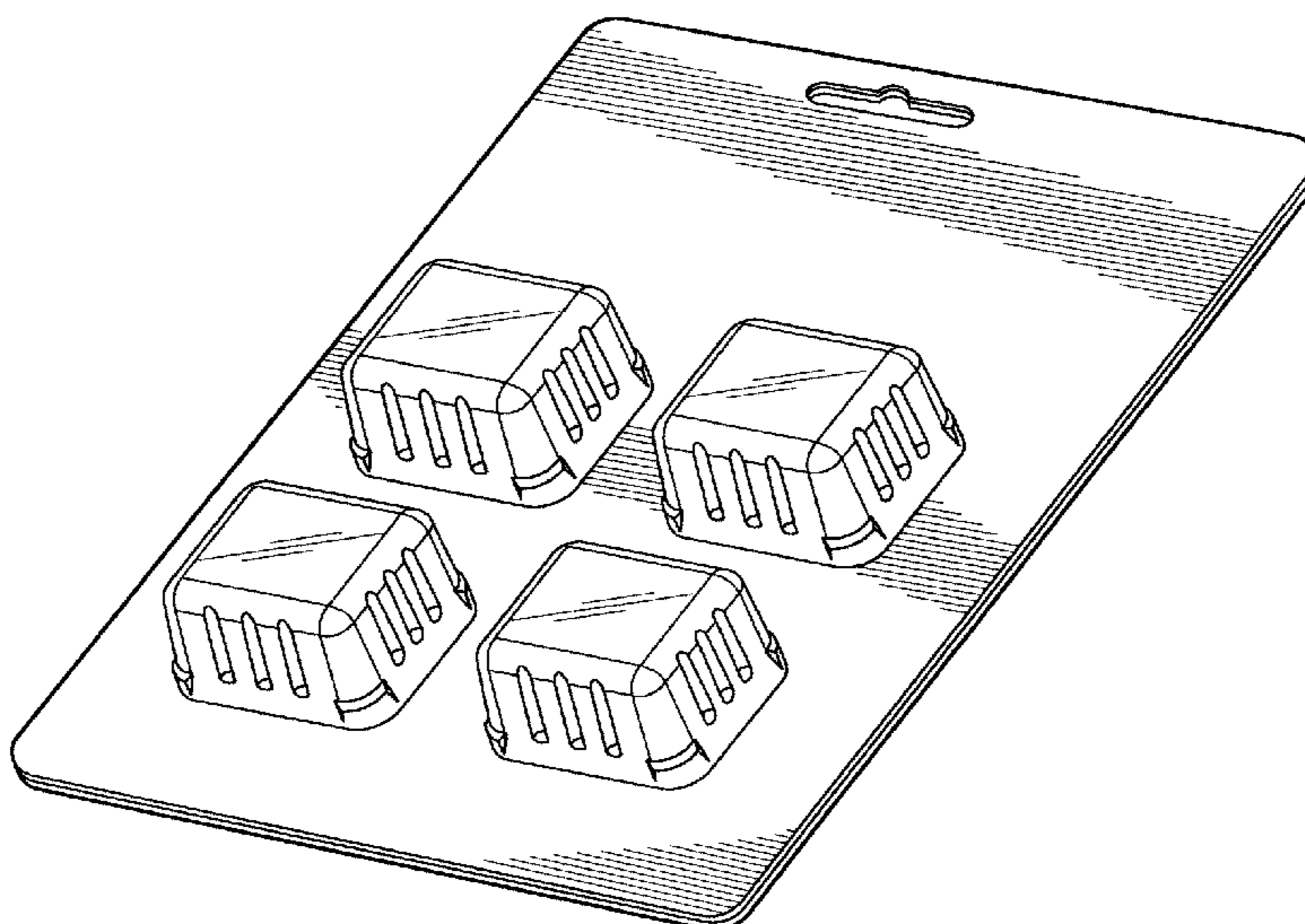
U.S. PATENT DOCUMENTS

DESCRIPTION

2,705,579 A 4/1955 Mason
2,745,751 A 5/1956 Pichardo
3,394,869 A 7/1968 Fontana et al.
3,563,768 A 2/1971 Melnick
4,168,002 A 9/1979 Crosby
4,299,851 A 11/1981 Lowe
D262,190 S 12/1981 Stanton
4,790,429 A 12/1988 Fukushima
D342,025 S * 12/1993 Abraben et al. D9/732
5,316,400 A 5/1994 Hoyt et al.
5,381,901 A 1/1995 Hundley
5,529,179 A 6/1996 Hanson
5,664,670 A 9/1997 Cozzie
D387,977 S 12/1997 Kallgren
5,695,798 A 12/1997 Rozzan
6,093,430 A 7/2000 Gupta

FIG. 1 is a front elevational view of a seasoning package showing our new design; FIG. 2 is a right side elevational view thereof, the left side elevational view being a mirror image of the side view shown; FIG. 3 is a bottom plan view thereof, the top plan view being a mirror image of the plan view shown; FIG. 4 is a rear elevational view thereof; and, FIG. 5 is a bottom, front, and right side perspective view thereof. The thin line dot-dashed line surrounding the central portion of FIG. 4 shows a claimed perforation line.

1 Claim, 3 Drawing Sheets



US D642,483 S

Page 2

U.S. PATENT DOCUMENTS

D620,812 S * 8/2010 Gaudenzi et al. D9/732
D628,090 S 11/2010 Stuibler et al.
2002/0079240 A1 6/2002 Kelley
2002/0104773 A1 8/2002 Kalvelage et al.
2003/0003199 A1 1/2003 Perez
2003/0015453 A1 1/2003 Ganey et al.
2005/0281921 A1 12/2005 Langston
2006/0127540 A1 6/2006 Keckeis
2008/0107781 A1 5/2008 Carroll
2008/0113070 A1 5/2008 Mansour
2009/0134051 A1 5/2009 Rapp et al.
2010/0168074 A1 7/2010 Culligan et al.

FOREIGN PATENT DOCUMENTS

2 439835 1/2008

OTHER PUBLICATIONS

U.S. Appl. No. 29/380,396, filed Dec. 3, 2010, Stuibler, et al.

www.kitchenguru.co.uk, retrieved on May 7, 2009, 6 pages.

* cited by examiner

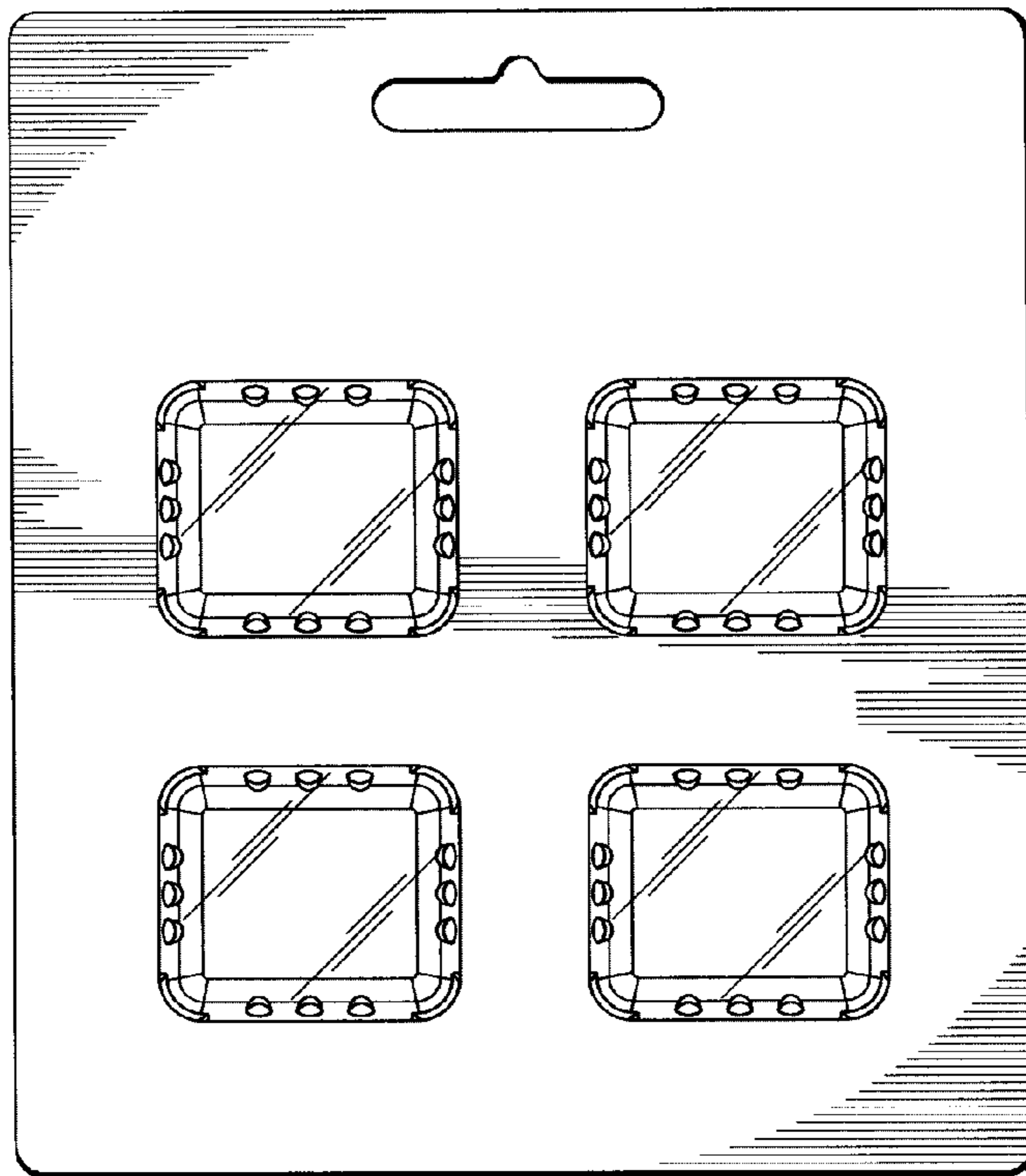


Fig. 1

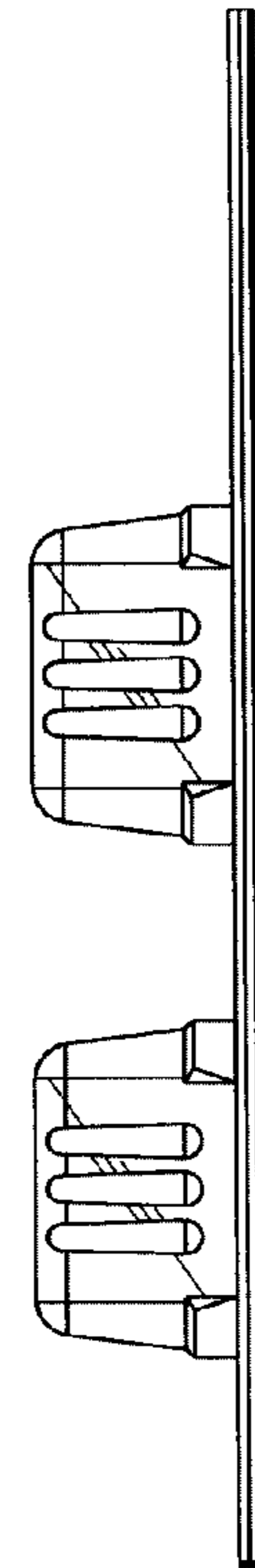


Fig. 2

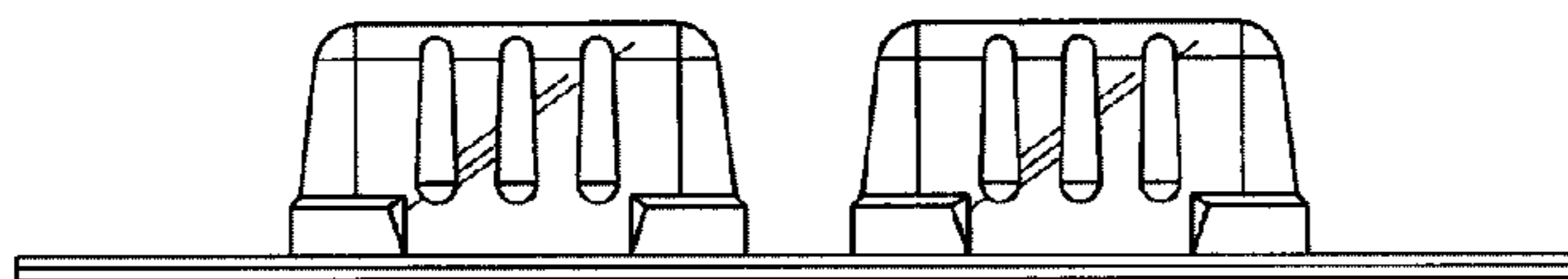


Fig. 3

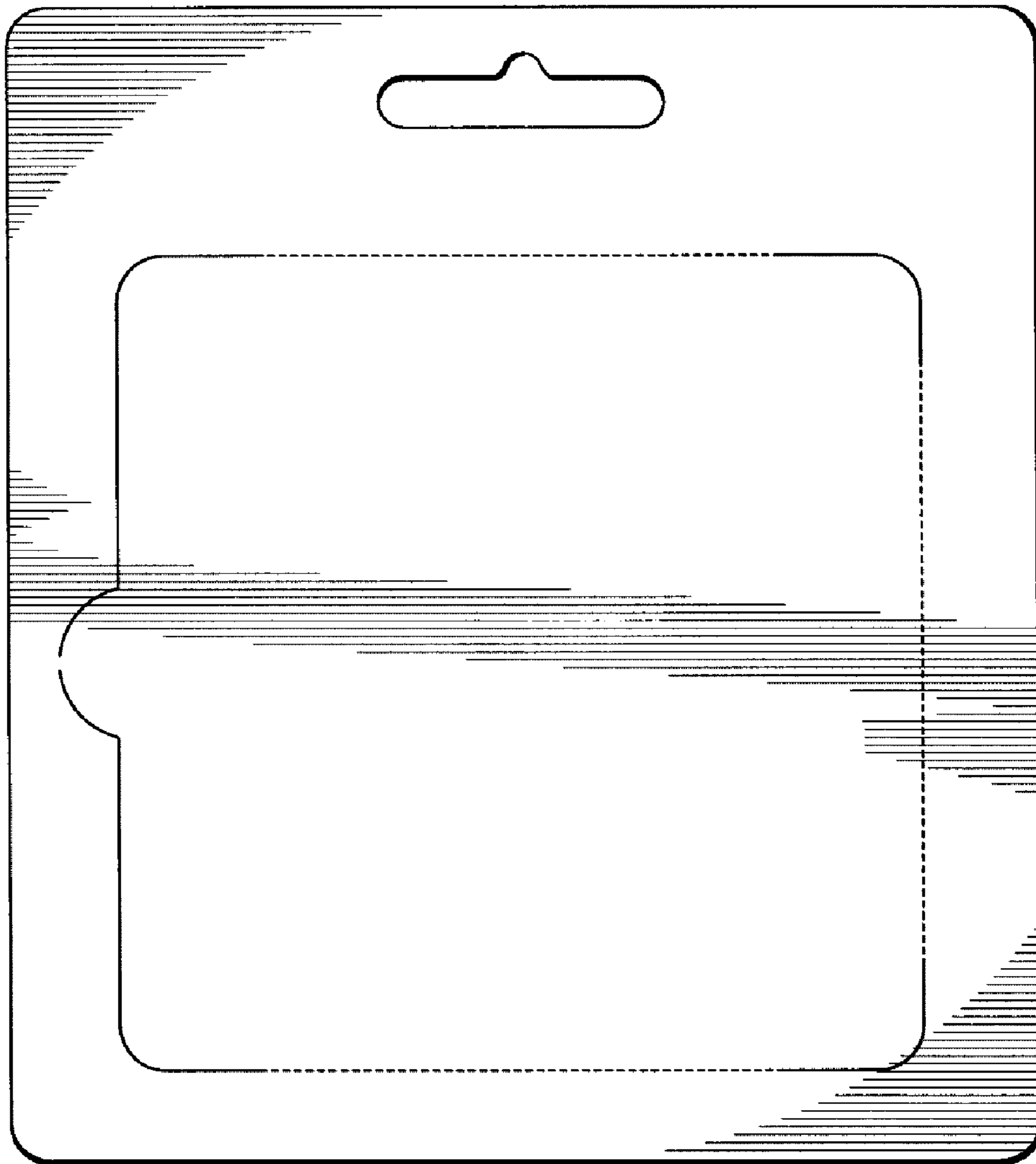


Fig. 4




Fig. 5