



US00D642480S

(12) **United States Design Patent**
Hollyman

(10) **Patent No.:** **US D642,480 S**

(45) **Date of Patent:** **** *Aug. 2, 2011**

(54) **DISC HOLDER**

(76) Inventor: **Jennifer Elizabeth Hollyman**, Victoria (AU)

(**) Term: **14 Years**

(21) Appl. No.: **29/251,279**

(22) Filed: **Jan. 6, 2006**

5,556,683 A *	9/1996	Ranalli	428/76
D411,402 S	6/1999	Udwin et al.		
D466,330 S *	12/2002	Pijanowski et al.	D6/407
6,681,929 B2	1/2004	Bergh et al.		
D491,407 S *	6/2004	Martinetti	D6/626
D493,658 S *	8/2004	Hassett	D6/626
D499,597 S *	12/2004	Martinetti	D6/626
D519,561 S *	4/2006	Wong	D19/37
D535,192 S *	1/2007	Yashima et al.	D9/702
2002/0197098 A1	12/2002	Palmer		

* cited by examiner

Related U.S. Application Data

(63) Continuation of application No. PCT/AU05/000623, filed on Apr. 29, 2005.

Primary Examiner — Caron D Veynar

Assistant Examiner — Abraham Bahta

(74) *Attorney, Agent, or Firm* — Venable LLP; Jeffri A. Kaminski; Leigh D. Thelen

(30) **Foreign Application Priority Data**

Apr. 29, 2004 (AU) 2004902271

(51) **LOC (9) Cl.** **09-05**

(52) **U.S. Cl.** **D9/702**

(58) **Field of Classification Search** D9/702-711, D9/713-714, 720, 722; D6/626, 407, 632; 206/308.1, 309, 311, 308.3, 312, 313, 454; 383/61.1, 61.2, 200; 352/99; 42/79; 40/776
See application file for complete search history.

(57) **CLAIM**

The ornamental design for a disc holder, as shown and described.

(56) **References Cited**

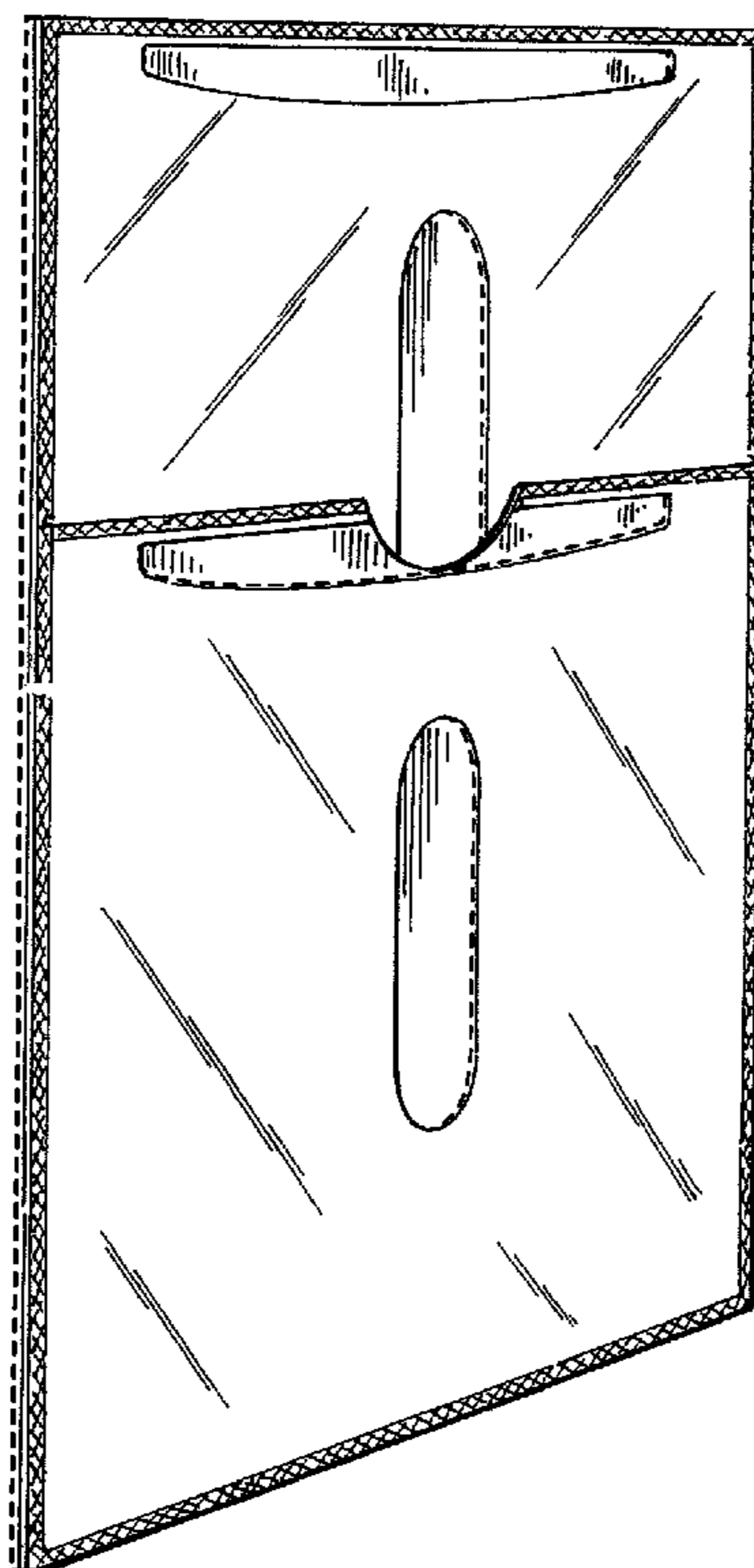
U.S. PATENT DOCUMENTS

D286,378 S *	10/1986	Banfield	D9/702
5,396,987 A	3/1995	Temple et al.		

DESCRIPTION

FIG. 1 a front-left perspective view of a disc holder according to the present invention;
FIG. 2 is a front view of the disc holder of FIG. 1; and,
FIG. 3 is a rear view of the disc holder of FIG. 1.
The broken line showing of portions of the disc holder is included for the purpose of illustrating environmental structure and forms no part of the claimed design.

1 Claim, 2 Drawing Sheets



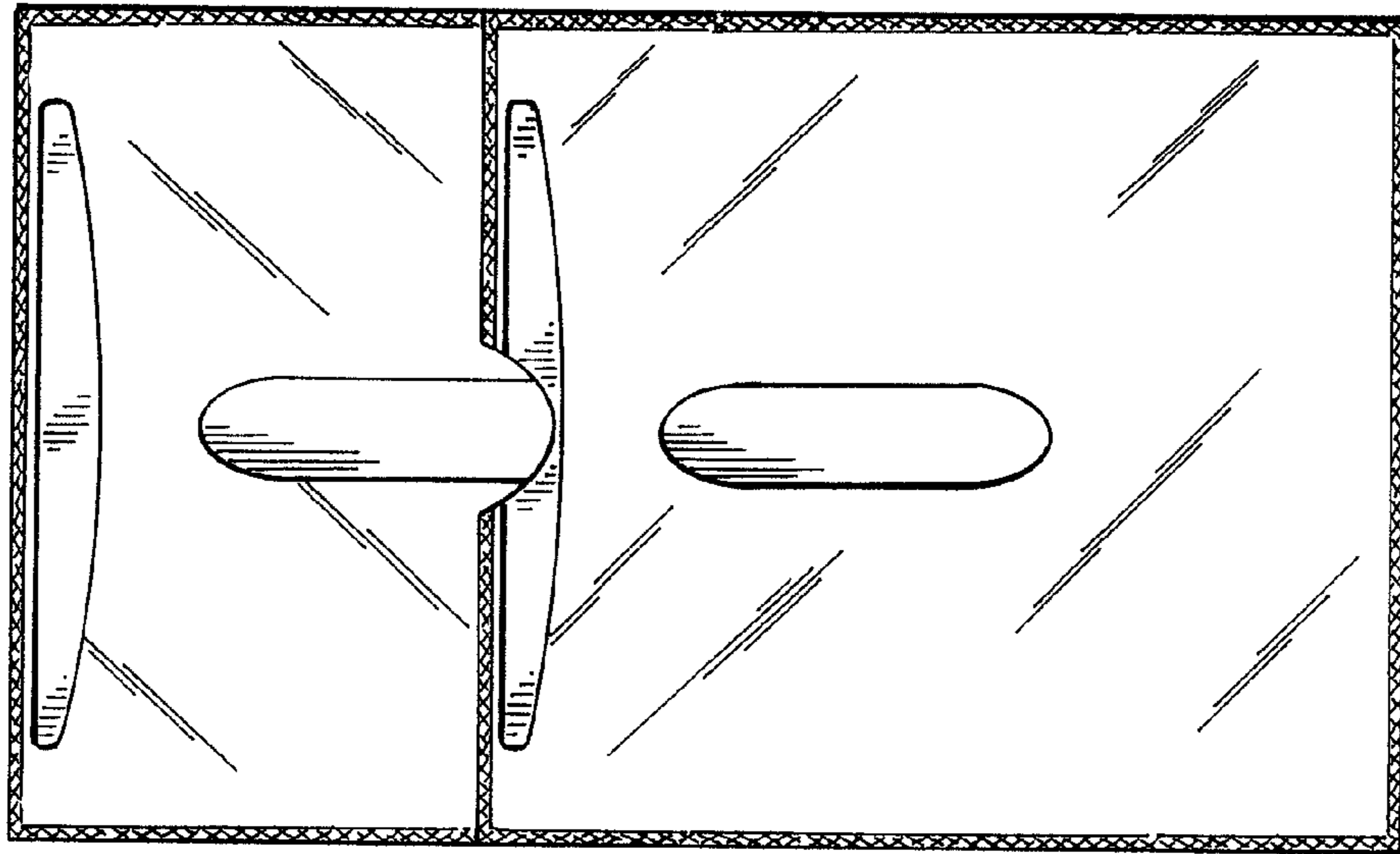


Fig. 2

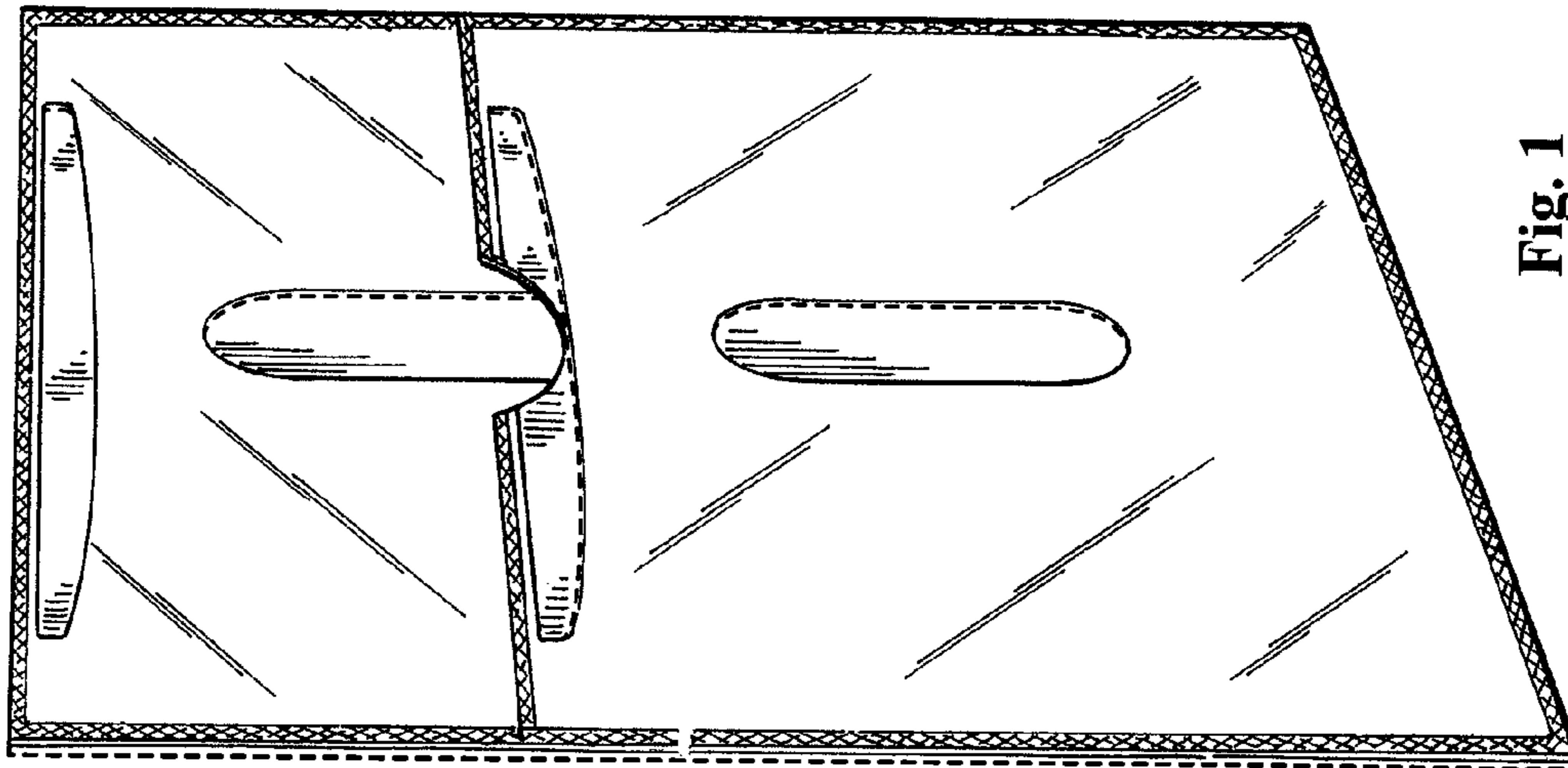


Fig. 1

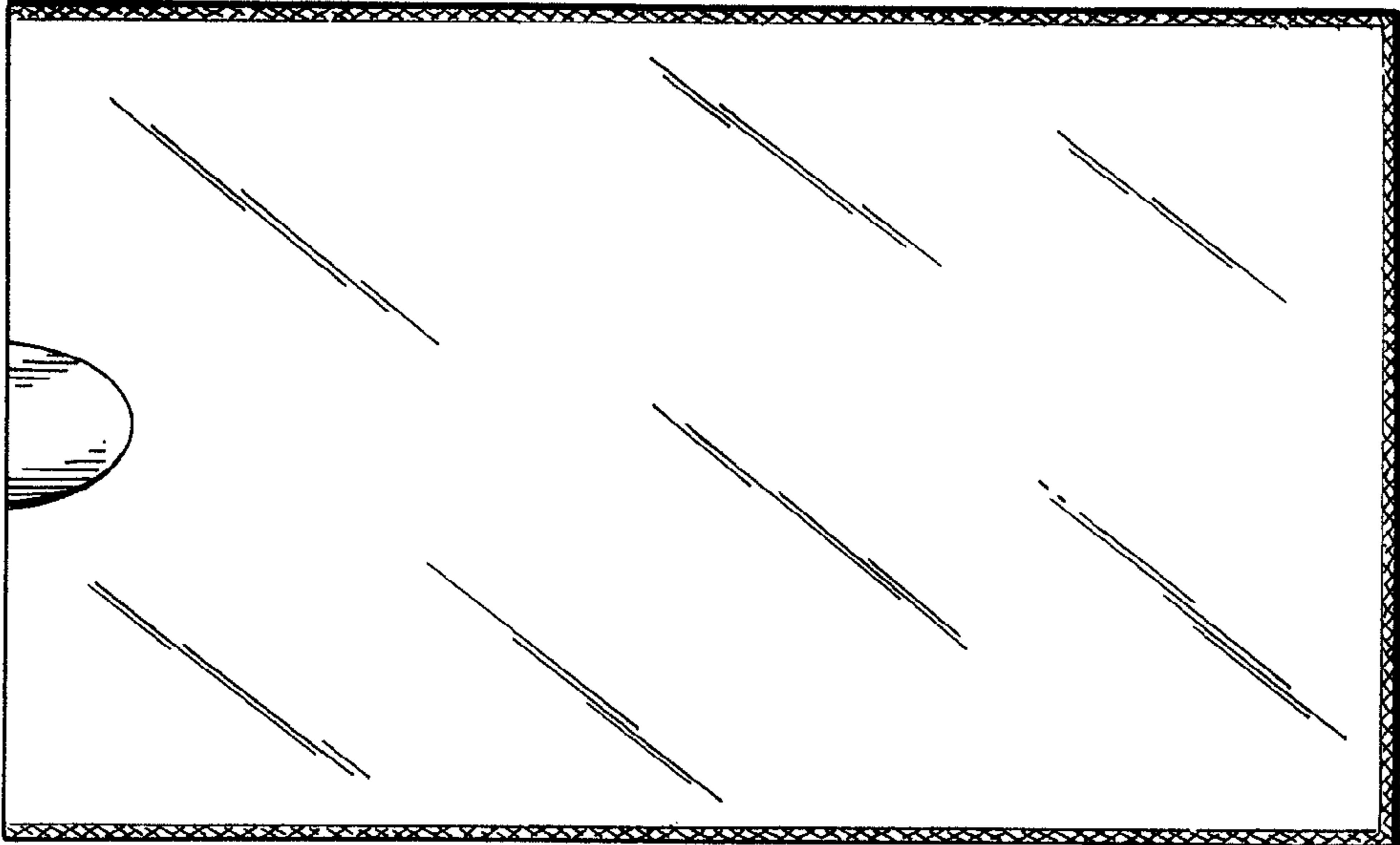


Fig. 3