



US00D642470S

(12) **United States Design Patent**
Yourist

(10) **Patent No.:** **US D642,470 S**

(45) **Date of Patent:** **** Aug. 2, 2011**

(54) **PLASTIC CONTAINER**

(75) Inventor: **Sheldon E. Yourist**, York, PA (US)

(73) Assignee: **Graham Packaging Company, L.P.**,
York, PA (US)

(**) Term: **14 Years**

(21) Appl. No.: **29/381,093**

(22) Filed: **Dec. 15, 2010**

(51) **LOC (9) Cl.** **09-01**

(52) **U.S. Cl.** **D9/500**

(58) **Field of Classification Search** D9/500,
D9/502-505, 516, 529, 537-540, 544-545,
D9/549, 558, 574-575, 682, 686, 688-691,
D9/772, 776-780; D24/224; D7/509-511,
D7/598, 591, 597, 679; 215/379, 381-382,
215/384; 220/660, 662, 669, 675

See application file for complete search history.

(56) **References Cited**

U.S. PATENT DOCUMENTS

4,805,788	A	2/1989	Ahiko
4,818,575	A	4/1989	Hirata et al.
4,946,053	A	8/1990	Conrad
5,067,622	A	11/1991	Garver et al.
5,178,290	A	1/1993	Ota et al.
5,199,588	A	4/1993	Hayashi
5,222,615	A	6/1993	Ota et al.
5,238,129	A	8/1993	Ota
5,310,068	A	5/1994	Saghri

D428,813	S	*	8/2000	Haley	D9/500
D469,008	S	*	1/2003	Helmlinger	D9/689
D501,792	S	*	2/2005	Priestman	D9/500
D531,903	S	*	11/2006	Haubein	D9/500
D571,213	S	*	6/2008	Le Bras-Brown et al.	D9/516
D571,662	S	*	6/2008	Clark et al.	D9/500
D572,135	S	*	7/2008	Lepoitevin	D9/502
D579,333	S	*	10/2008	Dixon et al.	D9/500
D579,775	S	*	11/2008	Dixon et al.	D9/500
D582,279	S	*	12/2008	Darr et al.	D9/516
D591,154	S	*	4/2009	Darr et al.	D9/500

* cited by examiner

Primary Examiner — Ian Simmons

Assistant Examiner — Dana L Sipos

(74) *Attorney, Agent, or Firm* — Knoble Yoshida &
Dunleavy, LLC

(57) **CLAIM**

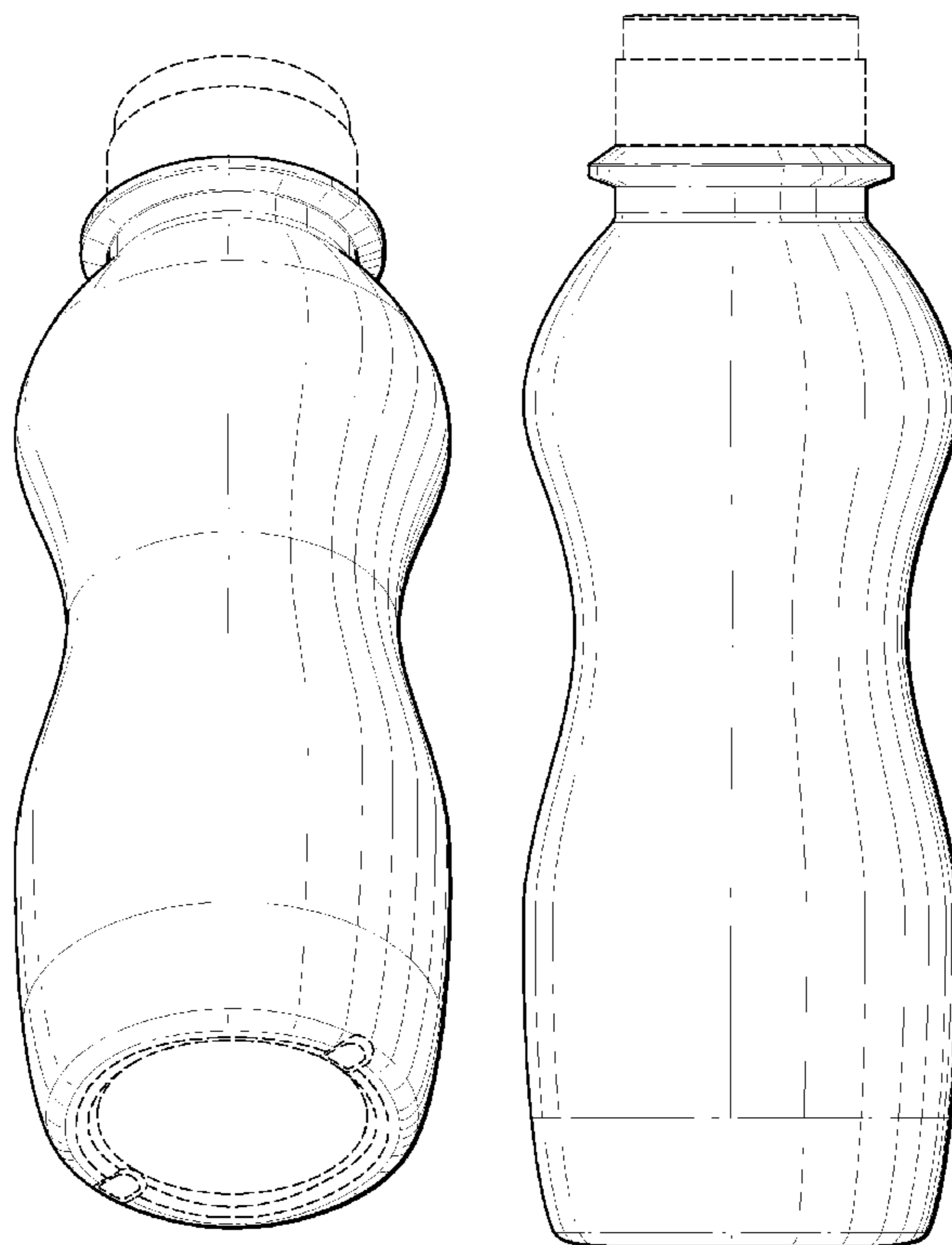
The ornamental design for a plastic container, as shown and described.

DESCRIPTION

FIG. 1 is a first perspective view showing my new design;
FIG. 2 is a second perspective view;
FIG. 3 is a front elevational view, with a rear elevational view having the same appearance;
FIG. 4 is a first side elevational view, with a second side elevational view having the same appearance;
FIG. 5 is a top plan view; and,
FIG. 6 is a bottom plan view.

The broken lines in the drawings depict probable environment only and form no part of the claimed design.

1 Claim, 4 Drawing Sheets



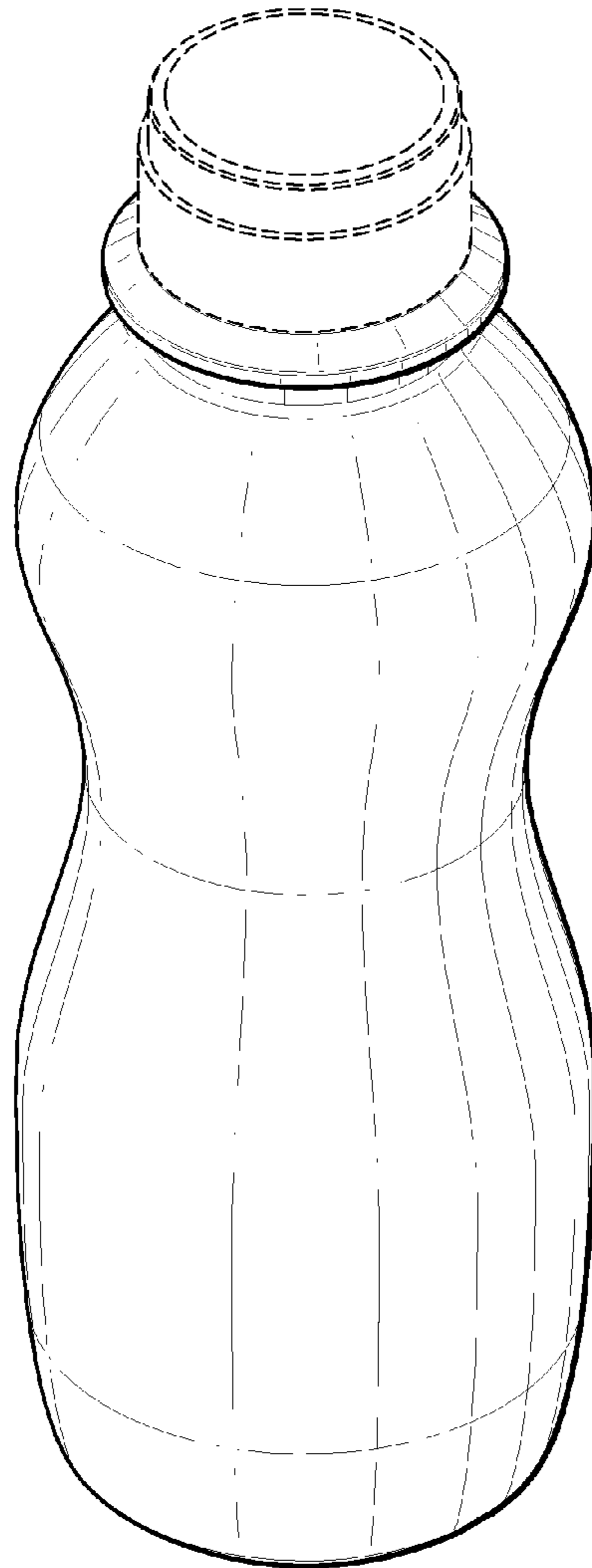


FIG. 1

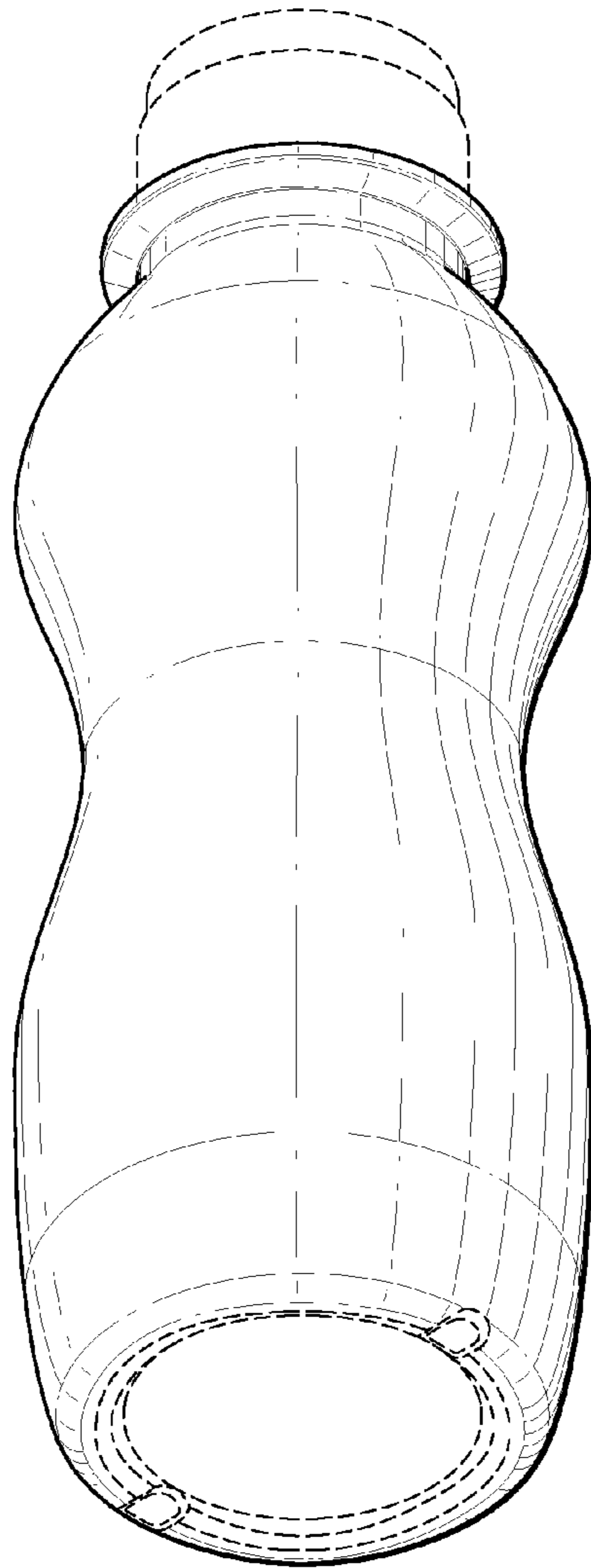


FIG. 2

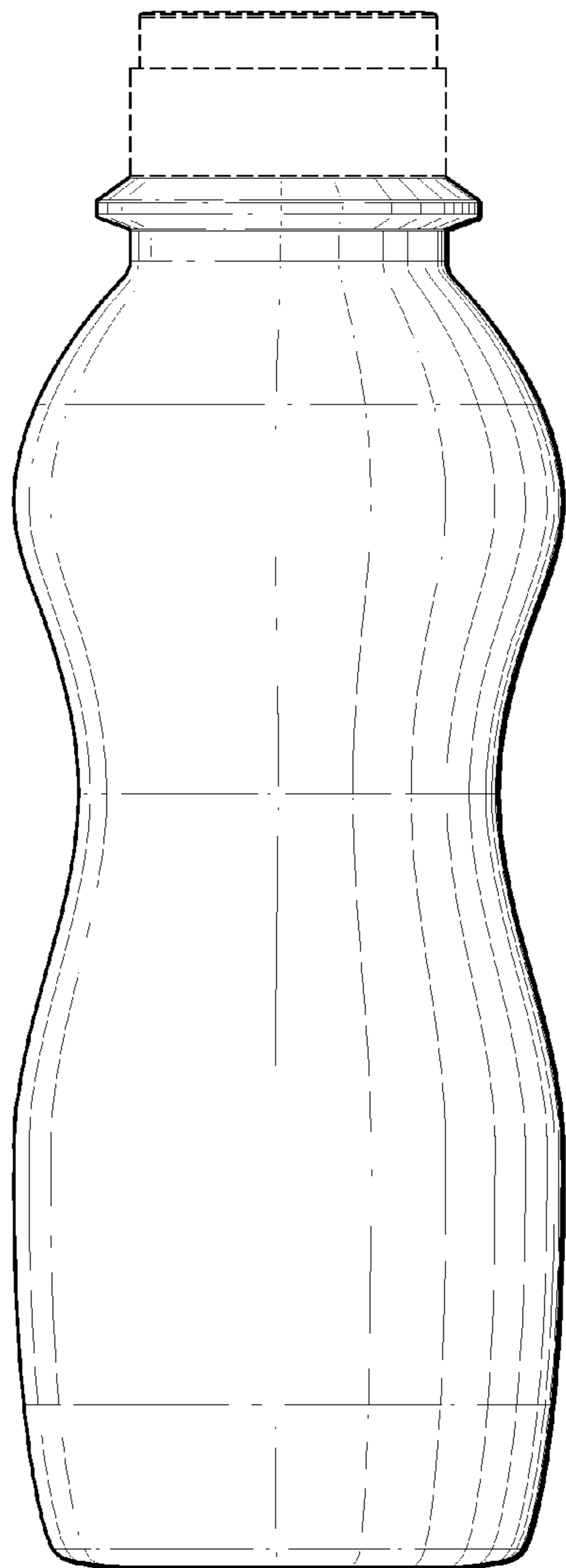


FIG. 3

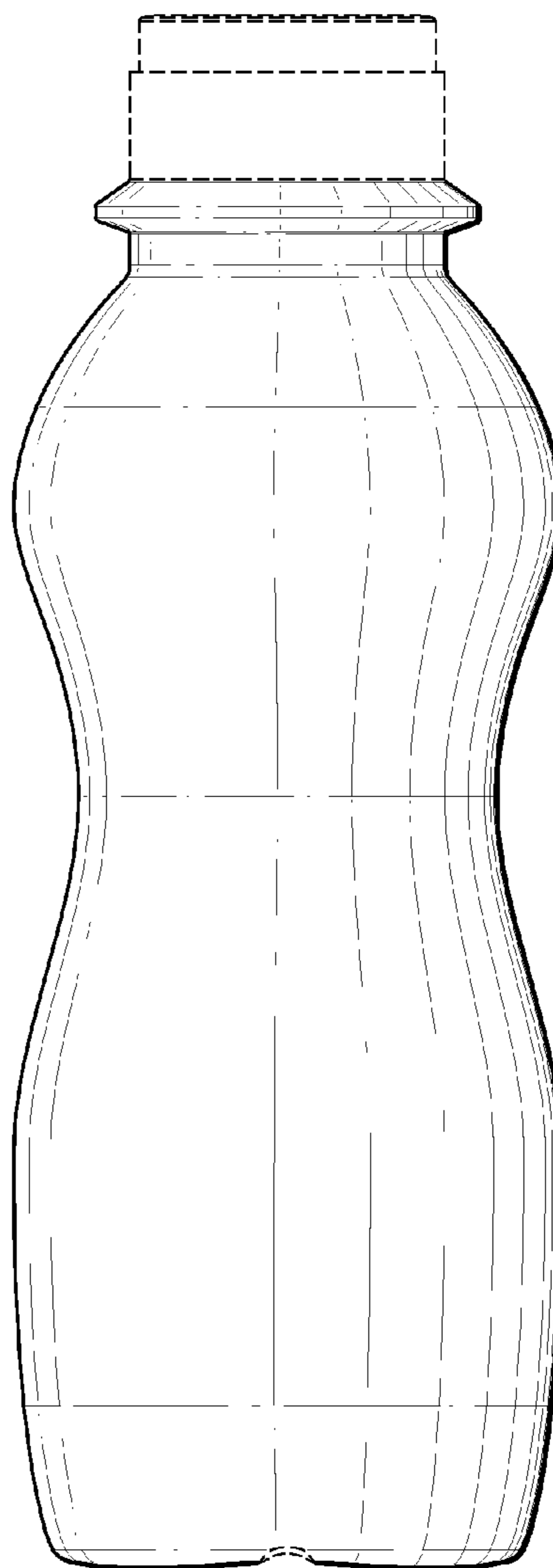


FIG. 4

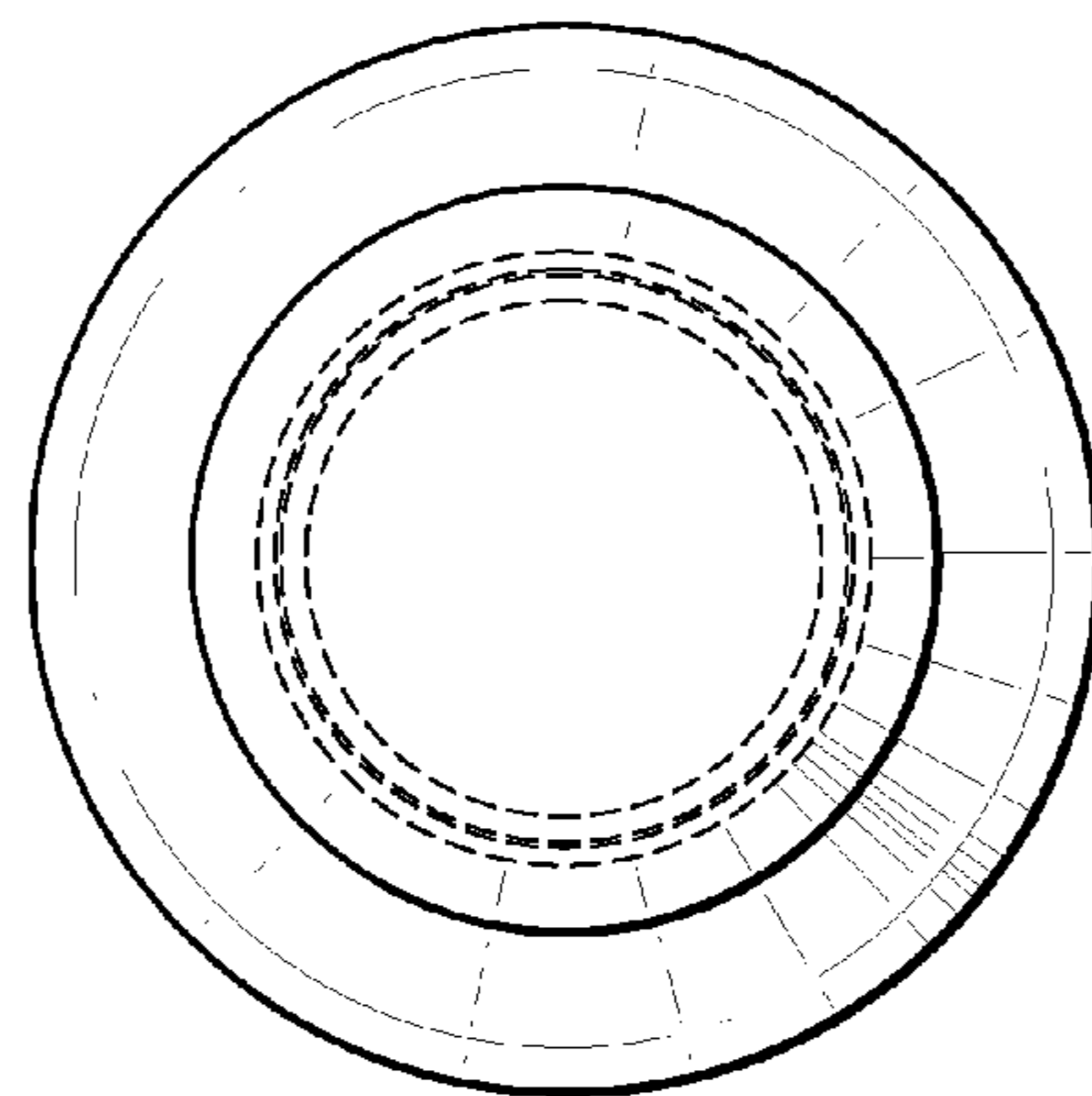


FIG. 5

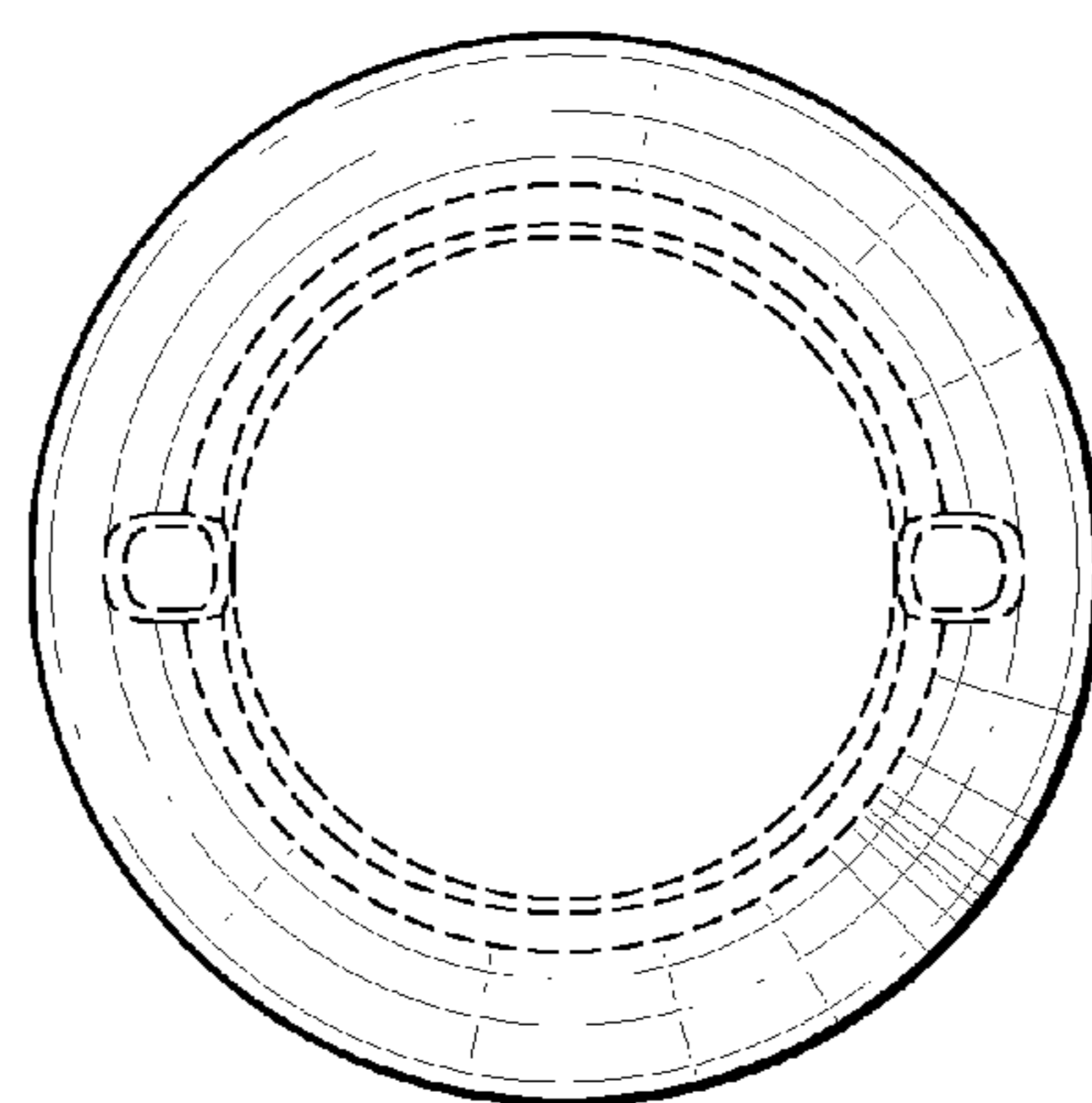


FIG. 6