



US00D642468S

(12) **United States Design Patent**
Maxwell

(10) **Patent No.:** **US D642,468 S**
(45) **Date of Patent:** **** Aug. 2, 2011**

- (54) **BOTTLE**
- (75) Inventor: **Charles P. Maxwell**, Mequon, IL (US)
- (73) Assignee: **Tablecraft Products Company**, Gurnee, IL (US)
- (**) Term: **14 Years**
- (21) Appl. No.: **29/377,340**
- (22) Filed: **Oct. 20, 2010**

1,553,705 A	9/1925	Maxedon	
1,620,997 A	3/1927	Chase	
2,008,593 A	7/1935	Pederson	
D143,289 S	12/1945	Elsas	
2,439,429 A	4/1948	Hofmann	
2,449,014 A	9/1948	Shaffer	
3,032,225 A	5/1962	Harding	
3,071,281 A *	1/1963	Sawai	220/4.01
3,189,209 A	6/1965	Owens	
3,351,415 A	11/1967	Hoffman	
D209,871 S	1/1968	Grebow	
D216,386 S	12/1969	Suggs	
3,489,307 A	1/1970	Wenger	
3,780,898 A	12/1973	Menkel	
4,007,851 A	2/1977	Walker	
4,148,417 A	4/1979	Simmons	
4,241,839 A	12/1980	Alberghini	
D264,938 S	6/1982	Stock	
4,600,111 A *	7/1986	Brown	215/6
4,685,577 A	8/1987	Chen	
4,702,384 A	10/1987	Weiser	

Related U.S. Application Data

- (62) Division of application No. 29/342,608, filed on Aug. 28, 2009, now Pat. No. Des. 630,094.
- (51) **LOC (9) Cl.** **09-01**
- (52) **U.S. Cl.** **D9/500**
- (58) **Field of Classification Search** D9/434-435, D9/446-447, 449-450, 454, 500, 502-505, D9/516, 526, 537-540, 545-546, 549-550, D9/557-558, 574-575, 682, 686, 688-692, D9/738, 741, 763-764, 772-773, 776-777, D9/905; D7/300, 300.1, 510, 512, 589, 591, D7/596, 598, 601, 605, 608; 215/379, 381-384; 220/660, 662, 669-673, 675, 916
See application file for complete search history.

Primary Examiner — Ian Simmons
Assistant Examiner — Dana L Sipos
(74) *Attorney, Agent, or Firm* — Pearne & Gordon LLP

(Continued)

(57) **CLAIM**
The ornamental design for a bottle, as shown and described.

DESCRIPTION


FIG. 1 is a top perspective view of a bottle showing my new design;
FIG. 2 is a front elevation view thereof;
FIG. 3 is a top plan view thereof;
FIG. 4 is a right side elevation view thereof;
FIG. 5 is a left side elevation view thereof; and,
FIG. 6 is a rear elevation view thereof.
The broken dot-dash line in FIG. 3 defines the bounds of the claim and forms no part thereof.

(56) **References Cited**

U.S. PATENT DOCUMENTS

115,754 A	6/1871	Mason	
129,820 A *	7/1872	Hathway	222/541.1
D17,640 S	8/1887	Warner	
D20,059 S	7/1890	Irwin	
433,840 A *	8/1890	Whitaker	220/288
D30,780 S	5/1899	Burdick	
641,391 A	1/1900	Hutchison	
674,530 A	5/1901	Wilcox	
1,188,132 A	6/1916	Anderson	
1,427,694 A	8/1922	Montgomery	

1 Claim, 2 Drawing Sheets



US D642,468 S

Page 2

U.S. PATENT DOCUMENTS							
4,752,015	A	6/1988	Schumacher	D399,423	S	10/1998	Palestrant
D298,015	S	10/1988	Gendron	D407,632	S	4/1999	Kunesh
4,807,770	A	2/1989	Barriac	D435,194	S	12/2000	Betras
4,832,214	A	5/1989	Schrader et al.	D521,863	S	5/2006	Davis et al.
D310,172	S	8/1990	Parker	D522,359	S	6/2006	Van Diepen et al.
4,955,493	A	9/1990	Touzani	D548,595	S	8/2007	Marasligiller et al.
5,078,290	A	1/1992	Ochs	7,370,770	B2 *	5/2008	Chomik 215/343
D324,173	S *	2/1992	Lynd D9/746	D573,880	S	7/2008	Clause et al.
D329,379	S	9/1992	Jorgensen et al.	D574,237	S	8/2008	Yates, III
D359,236	S	6/1995	Spafford et al.	D590,255	S	4/2009	Maxwell
D367,611	S	3/1996	Wagner et al.	D598,749	S	8/2009	Maxwell
5,499,729	A *	3/1996	Greenwood et al. 215/11.5	D630,094	S *	1/2011	Maxwell D9/447
5,605,254	A	2/1997	Wagner et al.	2005/0098527	A1	5/2005	Yates, III
D396,007	S	7/1998	Palestrant				

* cited by examiner

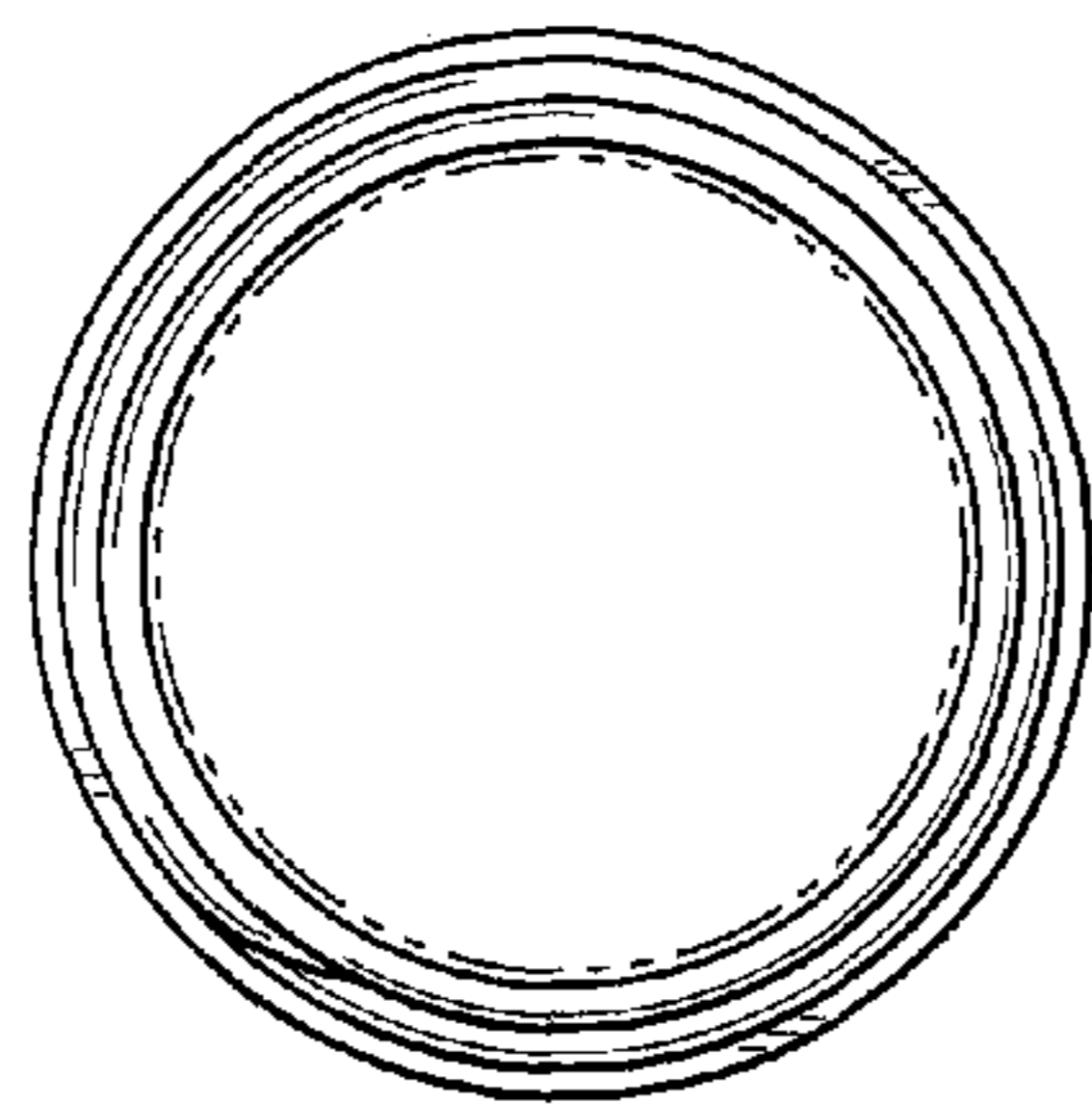
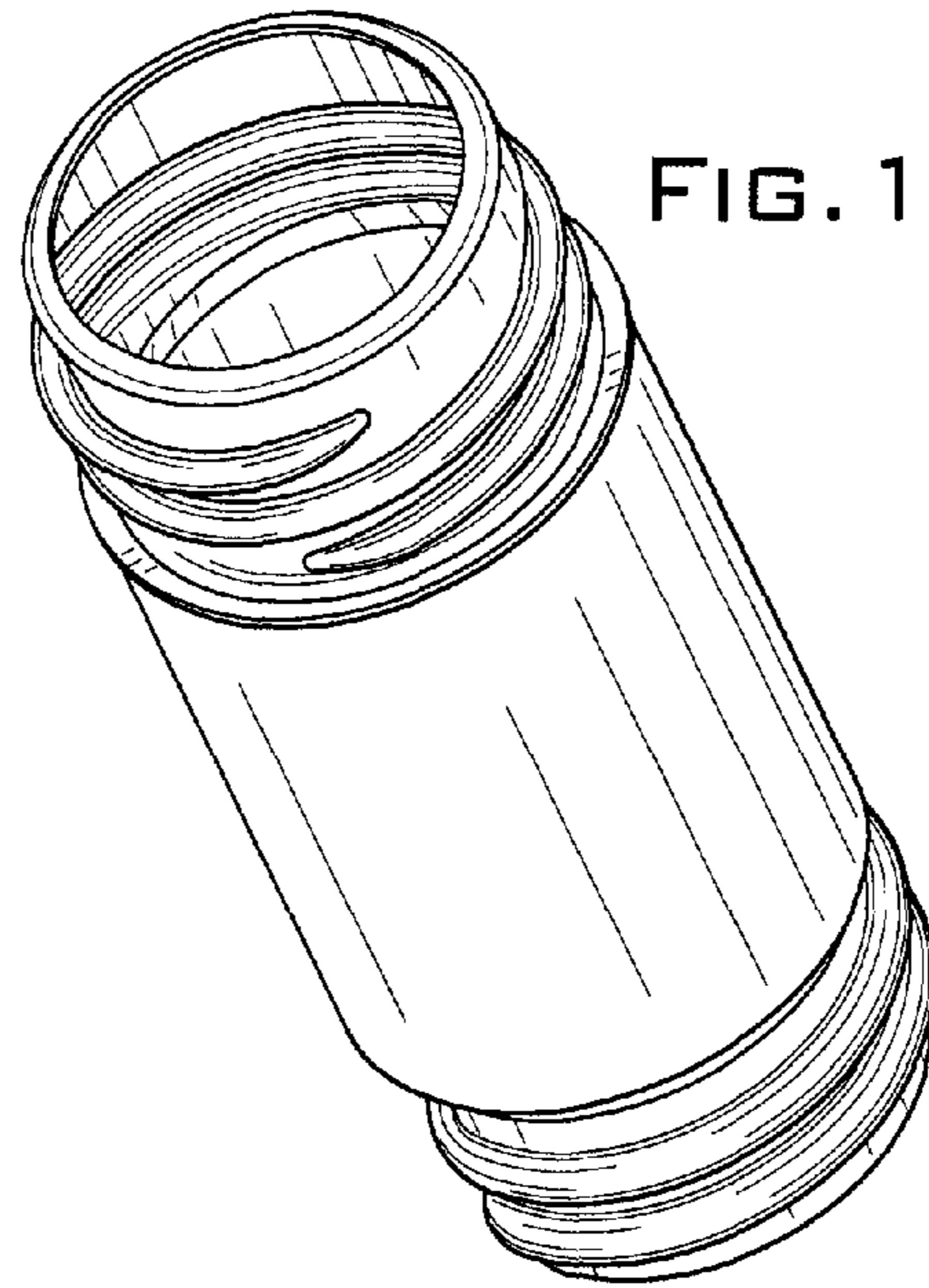


FIG. 3




FIG. 2




FIG. 4




FIG. 6




FIG. 5