



US00D642464S

(12) **United States Design Patent**  
**Sharma et al.**

(10) **Patent No.:** **US D642,464 S**

(45) **Date of Patent:** **\*\* Aug. 2, 2011**

(54) **LID FOR A CONTAINER**

(75) Inventors: **Neeraj Sharma**, Crystal Lake, IL (US);  
**Nathan Stokke**, Geneva, IL (US)

(73) Assignee: **The Quaker Oats Company**, Chicago,  
IL (US)

(\*\*) Term: **14 Years**

(21) Appl. No.: **29/360,713**

(22) Filed: **Apr. 29, 2010**

(51) **LOC (9) Cl.** ..... **09-07**

(52) **U.S. Cl.** ..... **D9/438; D9/454**

(58) **Field of Classification Search** ..... D9/780,  
D9/772, 529, 504, 503, 454, 452, 445, 444,  
D9/443, 440, 435, 429, 428, 427; D7/392.1,  
D7/391, 354; D28/7; D24/222, 115; D23/366;  
428/34.1; 229/123.1; 220/270, 266; 215/316,  
215/253, 250

See application file for complete search history.

(56) **References Cited**

**U.S. PATENT DOCUMENTS**

D92,405	S	*	6/1934	Klebanow	.....	D20/28
3,964,670	A	*	6/1976	Amneus	.....	229/123.1
D258,350	S	*	2/1981	Scott et al.	.....	D9/438
D259,103	S	*	5/1981	Scott et al.	.....	D9/438
4,520,942	A	*	6/1985	Dwinell	.....	220/257.2
5,119,955	A	*	6/1992	Granofsky	.....	220/270
D357,863	S	*	5/1995	Picozza	.....	D9/436

D493,108	S	*	7/2004	Burr et al.	.....	D9/433
D500,343	S	*	12/2004	McRobbie	.....	D20/28
D522,365	S	*	6/2006	Samuels	.....	D9/454
D535,561	S	*	1/2007	Smith et al.	.....	D9/454
D536,249	S	*	2/2007	Smith et al.	.....	D9/454
D536,251	S	*	2/2007	Richards	.....	D9/454
7,222,741	B2	*	5/2007	Chmela et al.	.....	220/257.1
D613,159	S	*	4/2010	Espano	.....	D9/435
D615,861	S	*	5/2010	Watts et al.	.....	D9/447
7,740,730	B2	*	6/2010	Schedl et al.	.....	156/290
D632,563	S	*	2/2011	Sitabkhan et al.	.....	D9/435
2004/0013827	A1	*	1/2004	Zuser et al.	.....	428/34.1

\* cited by examiner

*Primary Examiner* — Susan Bennett Hattan

(74) *Attorney, Agent, or Firm* — Banner & Witcoff, Ltd.

(57) **CLAIM**

The ornamental design for a lid for a container, as shown and described.

**DESCRIPTION**

FIG. 1 is a magnified, fragmentary, front, top perspective view of a container showing our new design for a lid for a container;

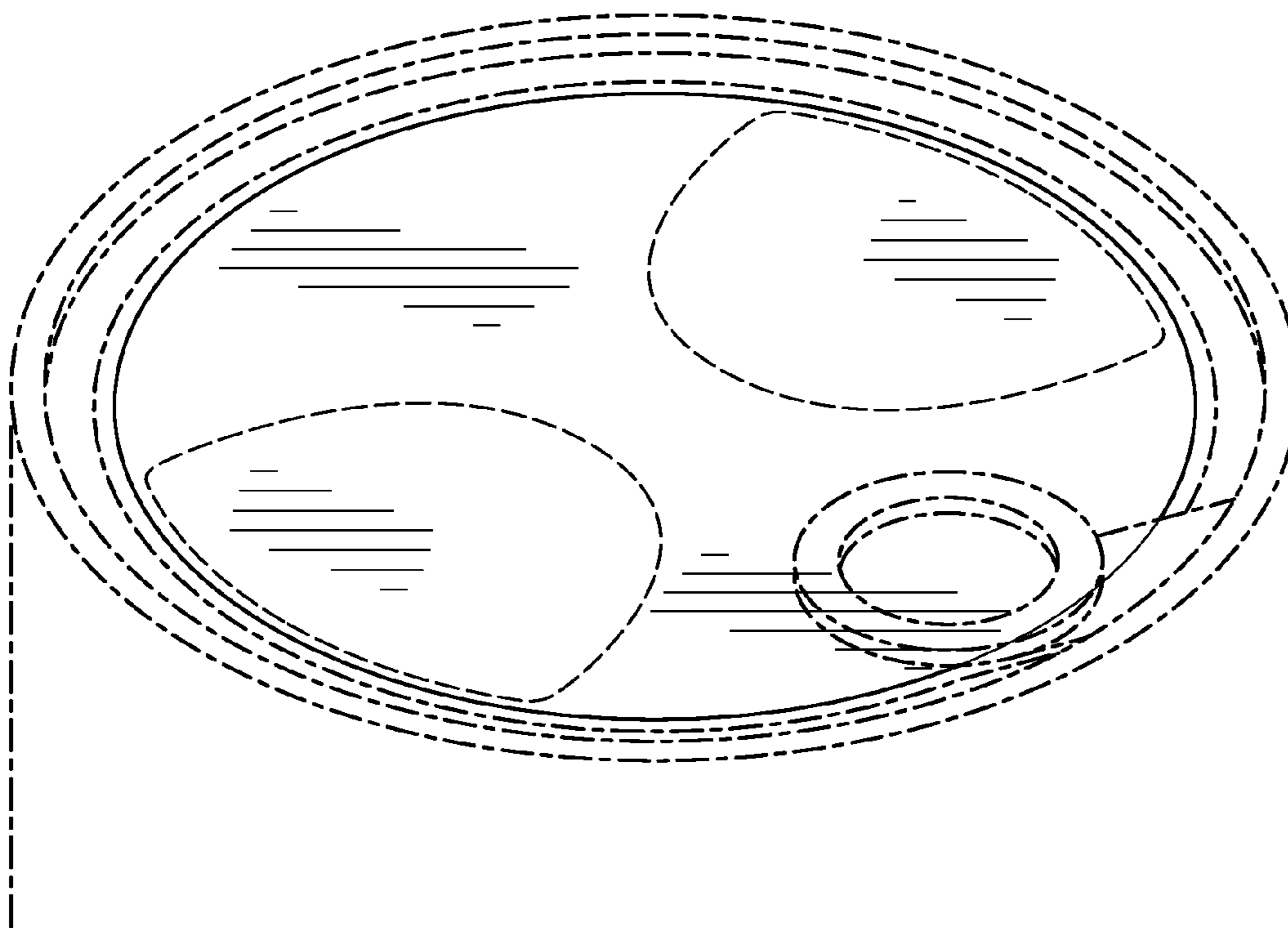
FIG. 2 is a front, top perspective view thereof;

FIG. 3 is a top view thereof; and,

FIG. 4 is a right side view thereof, with the left side, front, and rear views appearing identical thereto.

The even-length broken lines represent claimed perforations on the lid for the container. The uneven-length broken lines showing the remainder of the lid and container are for illustrative purposes only and form no part of the claimed design.

**1 Claim, 4 Drawing Sheets**



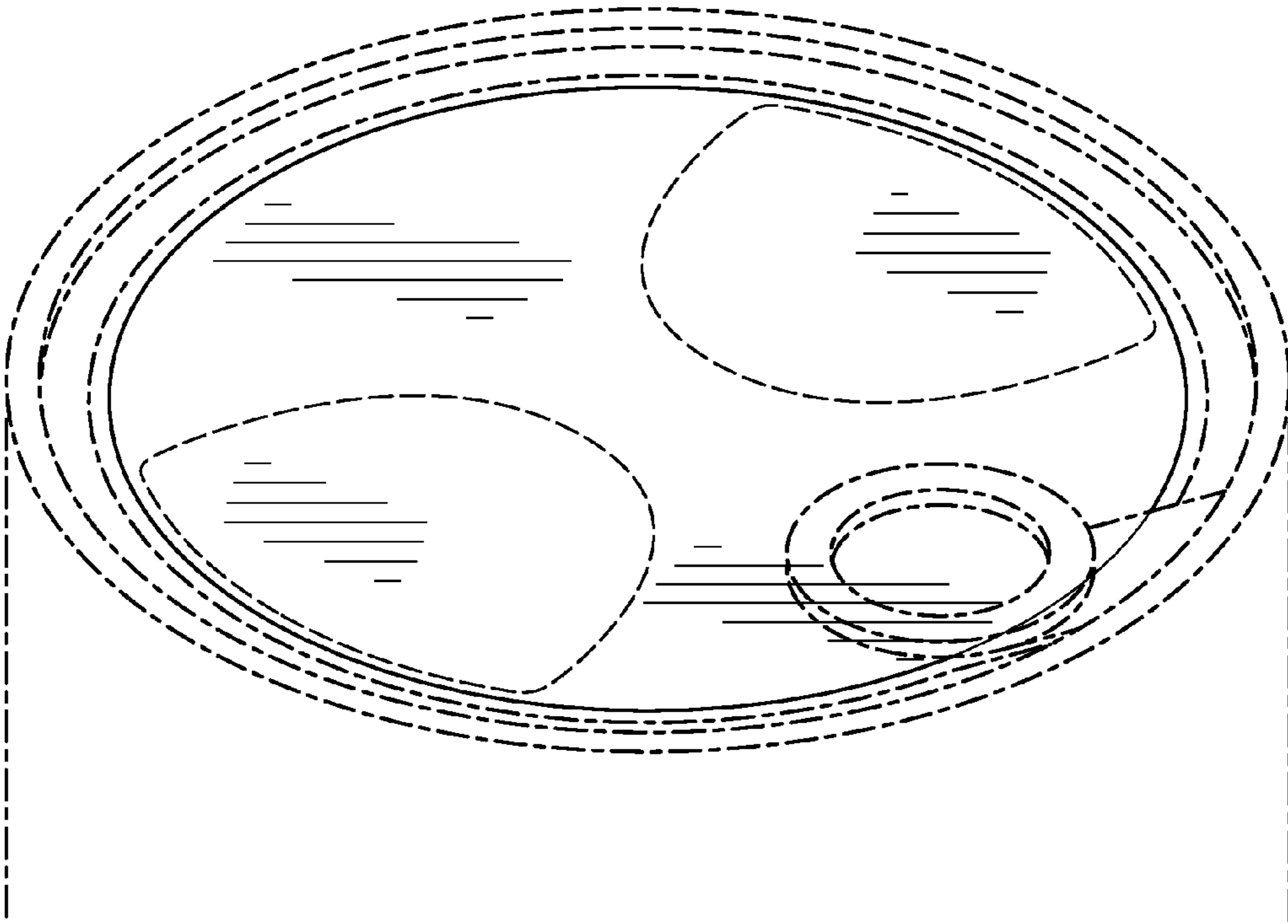


FIG. 1




FIG. 2




FIG. 3




FIG. 4